

# VC-AR1/2M-S22-SET - Contact insert set



1607298

<https://www.phoenixcontact.com/us/products/1607298>

Please be informed that the data shown in this PDF document is generated from our online catalog. Please find the complete data in the user documentation. Our general terms of use for downloads are valid.

Contact insert set, Range of articles: VARIOCON, design: VC1, number of positions: 4, min. conductor cross-section: 0.2 mm<sup>2</sup>, max. conductor cross-section: 4 mm<sup>2</sup>, rated voltage: 400, rated current: 20 A, Connectors may only be connected/disconnected when under no load.



## Your advantages

- Proven COMBICON technology
- Universal connection
- Can be keyed to prevent incorrect connection

## Commercial data

Item number	1607298
Packing unit	5 pc
Minimum order quantity	1 pc
Sales key	AB01
Product key	ABLADB
GTIN	4017918941031
Weight per piece (including packing)	36.84 g
Weight per piece (excluding packing)	34.406 g
Customs tariff number	85366990
Country of origin	PL

## Technical data

### Notes

General	Connectors may only be connected/disconnected when under no load.
---------	---

### Safety note

Safety note	<p>WARNING: The connectors may not be plugged in or disconnected under load. Ignoring the warning or improper use may damage persons and/or property.</p> <ul style="list-style-type: none"> <li>• WARNING: Commission properly functioning products only. The products must be regularly inspected for damage. Decommission defective products immediately. Replace damaged products. Repairs are not possible.</li> <li>• WARNING: Only electrically qualified personnel may install and operate the product. They must observe the following safety notes. The qualified personnel must be familiar with the basics of electrical engineering. They must be able to recognize and prevent danger. The relevant symbol on the packaging indicates that only personnel familiar with electrical engineering are allowed to install and operate the product.</li> <li>• The products are suitable for applications in plant, controller, and electrical device engineering.</li> <li>• When operating the connectors in outdoor applications, they must be separately protected against environmental influences.</li> <li>• Assembled products may not be manipulated or improperly opened.</li> <li>• Only use mating connectors that are specified in the technical data of the standards listed (e.g. the ones listed in the product accessories online at <a href="https://www.phoenixcontact.com/products">phoenixcontact.com/products</a>).</li> <li>• When using the product in direct connection with third-party manufacturers, the user is responsible.</li> <li>• For operating voltages &gt; 50 V AC, conductive connector housings must be grounded</li> <li>• Ensure that the protective or functional ground has been properly connected.</li> <li>• VDE 0100/1.97 § 411.1.3.2 and DIN EN 60 204/11.98 § 14.1.3 are applicable when combining several circuits in a cable and/or connector</li> <li>• Observe the corresponding technical data. You will find information: <ul style="list-style-type: none"> <li>o On the product</li> <li>o On the packing label</li> <li>o In the supplied documentation</li> <li>o Online at <a href="https://www.phoenixcontact.com/products">phoenixcontact.com/products</a> under the product</li> </ul> </li> <li>• Only use tools recommended by Phoenix Contact</li> <li>• The installation notes/Design In documents online on the download page at <a href="https://www.phoenixcontact.com/products">phoenixcontact.com/products</a> must be observed for this product.</li> <li>• Use a protective cap to protect connectors that are not in use. The suitable accessories are available online in the accessory section of the product at <a href="https://www.phoenixcontact.com/products">phoenixcontact.com/products</a></li> <li>• Operate the connector only when it is fully plugged in.</li> </ul>
-------------	---

# VC-AR1/2M-S22-SET - Contact insert set



1607298

<https://www.phoenixcontact.com/us/products/1607298>

- Ensure that when laying the cable, the tensile load on the connectors does not exceed the upper limit specified in the standards.
- Observe the minimum bending radius of the cable. Lay the cable without twisting it.
- The connector warms up in normal operation. Depending on the ambient conditions, the surface of the connector can continue to warm up. In this case, the user is responsible for posting warnings (e.g. DIN EN ISO 13732-1:2008-12).

## Product properties

Product type	Contact insert
Product family	VARIOCON
Series	VC-D
Type	VC1
Number of positions	4
Connection profile	3+PE
Number of module slots	2

## Insulation characteristics

Degree of pollution	3
---------------------	---

## Electrical properties

Rated voltage (II/2)	1000 V
Rated voltage (III/2)	400 V
Rated voltage (III/3)	400 V
	400 V
Nominal voltage ATD	400
Rated surge voltage	6 kV
Rated surge voltage (III/3)	6 kV
Rated surge voltage	6 kV
Rated current	20 A
	20 A
	20 A
Nominal voltage $U_N$	400 V
Nominal current $I_N$	20 A

## Connection data

Tightening torque	0.5 ... 0.6 Nm
Conductor cross-section flexible	0.2 mm <sup>2</sup> ... 4 mm <sup>2</sup>
Conductor cross-section rigid	0.2 mm <sup>2</sup> ... 4 mm <sup>2</sup>

## Dimensions

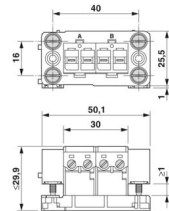
# VC-AR1/2M-S22-SET - Contact insert set



1607298

<https://www.phoenixcontact.com/us/products/1607298>

## Dimensional drawing



Width	50.6 mm
Height	25.5 mm
Length	29.8 mm

## Material specifications

Color of the housing part	black
Material Contact carrier	Polyamide (Contact carrier)
Material	Polyamide (Panel-mount frame)
Material Housing	PA
Material Contact	CuZn
Flammability rating according to UL 94	V0
Insulating material group	I / CTI 600
Contact surface material	tin-plated
Material for screw connection	1.5523 (19MNB4) 10.9

## Cable/line

Single wire, cross section	0.2 mm <sup>2</sup> 4 mm <sup>2</sup>
Stripping length of the individual wire	7 mm

## Mechanical properties

### Mechanical data

Insertion/withdrawal cycles	≥ 50
-----------------------------	------

## Environmental and real-life conditions

### Ambient conditions

Ambient temperature (operation)	-40 °C ... 100 °C
---------------------------------	-------------------

# VC-AR1/2M-S22-SET - Contact insert set

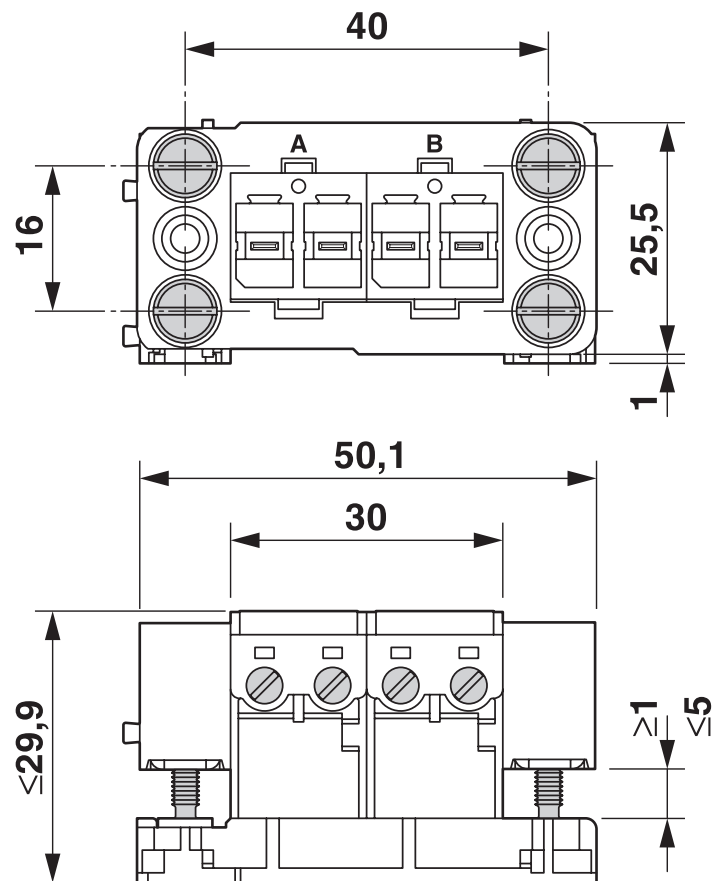
1607298

<https://www.phoenixcontact.com/us/products/1607298>



## Drawings

Dimensional drawing



Contact insert

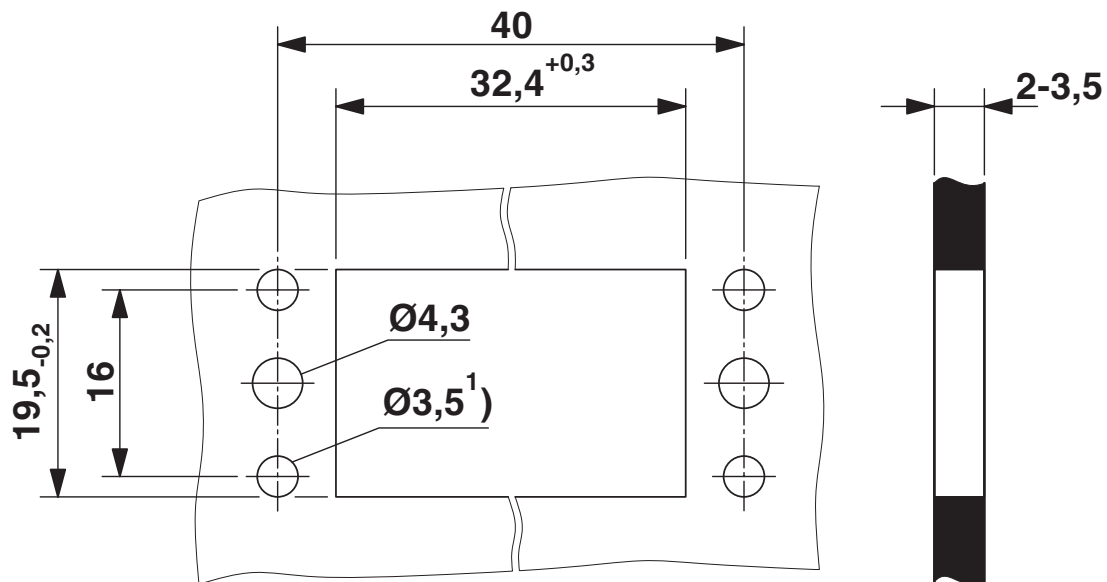
# VC-AR1/2M-S22-SET - Contact insert set

1607298

<https://www.phoenixcontact.com/us/products/1607298>



Dimensional drawing



Mounting cutout

# VC-AR1/2M-S22-SET - Contact insert set



1607298

<https://www.phoenixcontact.com/us/products/1607298>

## Classifications

### ECLASS

ECLASS-13.0	27440192
ECLASS-15.0	27440192

### ETIM

ETIM 9.0	EC002943
----------	----------

### UNSPSC

UNSPSC 21.0	39121400
-------------	----------

# VC-AR1/2M-S22-SET - Contact insert set



1607298  
<https://www.phoenixcontact.com/us/products/1607298>

## Environmental product compliance

EU RoHS	
Fulfills EU RoHS substance requirements	Yes, No exemptions
China RoHS	
Environment friendly use period (EFUP)	EFUP-E
	No hazardous substances above the limits
EU REACH SVHC	
REACH candidate substance (CAS No.)	No substance above 0.1 wt%

Phoenix Contact 2025 © - all rights reserved  
<https://www.phoenixcontact.com>

Phoenix Contact USA  
586 Fulling Mill Road  
Middletown, PA 17057, United States  
(+717) 944-1300  
[info@phoenixcon.com](mailto:info@phoenixcon.com)