

# FKDSO 2,5/ 3-L GY - PCB terminal block



1007179

<https://www.phoenixcontact.com/us/products/1007179>

Please be informed that the data shown in this PDF document is generated from our online catalog. Please find the complete data in the user documentation. Our general terms of use for downloads are valid.



Printed circuit board terminal, nominal current: 22 A, rated voltage (III/2): 250 V, nominal cross section: 2.5 mm<sup>2</sup>, number of potentials: 3, number of rows: 1, number of positions per row: 3, product range: FKDSO 2,5/..-L, pitch: 5 mm, connection method: Push-in spring connection, mounting: Wave soldering, conductor/PCB connection direction: 0 °, color: gray, Pin layout: Linear pinning, Solder pin [P]: 3.5 mm, number of solder pins per potential: 1, type of packaging: packed in cardboard. Product with pin output on left side

## Your advantages

- Time saving push-in connection, tools not required
- Intuitive operation due to color-coded actuating push button
- Defined contact force ensures that contact remains stable over the long term
- Push-in technology for quick and easy wiring
- Orthogonal alignment of the terminal block with the PCB for optimum accessibility in DIN-rail-mounted devices

## Commercial data

Item number	1007179
Packing unit	50 pc
Minimum order quantity	50 pc
Note	Made to order (non-returnable)
Product key	ACHADA
GTIN	4055626479088
Weight per piece (including packing)	3.72 g
Weight per piece (excluding packing)	3.811 g
Country of origin	PL

1007179

<https://www.phoenixcontact.com/us/products/1007179>

## Technical data

### Product properties

Product type	Printed circuit board terminal
Product family	FKDSO 2,5/..-L
Type	PC termination block
Number of positions	3
Pitch	5 mm
Number of connections	3
Number of rows	1
Number of potentials	3
Pin layout	Linear pinning
Solder pins per potential	1

### Electrical properties

#### Properties

Nominal current $I_N$	22 A
Nominal voltage $U_N$	250 V
Rated voltage (III/3)	250 V
Rated surge voltage (III/3)	4 kV
Rated voltage (III/2)	250 V
Rated surge voltage (III/2)	4 kV
Rated voltage (II/2)	630 V
Rated surge voltage (II/2)	4 kV

### Connection data

#### Connection technology

Nominal cross section	2.5 mm <sup>2</sup>
-----------------------	---------------------

#### Conductor connection

Connection method	Push-in spring connection
Conductor cross-section rigid	0.2 mm <sup>2</sup> ... 2.5 mm <sup>2</sup>
Conductor cross-section flexible	0.2 mm <sup>2</sup> ... 2.5 mm <sup>2</sup>
Conductor cross-section AWG	24 ... 14
Conductor cross-section flexible, with ferrule without plastic sleeve	0.25 mm <sup>2</sup> ... 2.5 mm <sup>2</sup>
Conductor cross-section, flexible, with ferrule, with plastic sleeve	0.25 mm <sup>2</sup> ... 2.5 mm <sup>2</sup>
2 conductors with the same cross section, flexible, with TWIN ferrule with plastic sleeve	0.5 mm <sup>2</sup> ... 1.5 mm <sup>2</sup>
Stripping length	10 mm

### Mounting

Mounting type	Wave soldering
Pin layout	Linear pinning

# FKDSO 2,5/ 3-L GY - PCB terminal block



1007179

<https://www.phoenixcontact.com/us/products/1007179>

## Processing notes

Process	Wave soldering
---------	----------------

## Material specifications

### Material data - contact

Note	WEEE/RoHS-compliant, free of whiskers according to IEC 60068-2-82/JEDEC JESD 201
Contact material	Cu alloy
Surface characteristics	Tin-plated
Metal surface terminal point (top layer)	Tin (4 - 8 µm Sn)
Metal surface soldering area (top layer)	Tin (4 - 8 µm Sn)

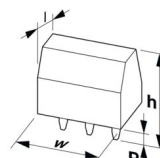
### Material data - housing

Color (Housing)	gray (7042)
Insulating material	PA
Insulating material group	I
CTI according to IEC 60112	600
Flammability rating according to UL 94	V0
Glow wire flammability index GWFI according to EN 60695-2-12	850
Glow wire ignition temperature GWIT according to EN 60695-2-13	775
Temperature for the ball pressure test according to EN 60695-10-2	125 °C

### Material data – actuating element

Insulating material	PBT GF
Insulating material group	IIIa
CTI according to IEC 60112	275
Flammability rating according to UL 94	V0

## Dimensions

Dimensional drawing	
Pitch	5 mm
Width [w]	15.9 mm
Height [h]	14.85 mm
Length [l]	18.8 mm
Solder pin length [P]	3.5 mm
Pin dimensions	0.8 x 1 mm

## PCB design

Hole diameter	1.4 mm
---------------	--------

## Mechanical tests

### Test for conductor damage and slackening

Specification	IEC 60999-1:1999-11
Result	Test passed

### Pull-out test

Specification	IEC 60999-1:1999-11
Conductor cross-section/conductor type/tractive force setpoint/actual value	0.2 mm <sup>2</sup> / solid / > 10 N
	2.5 mm <sup>2</sup> / solid / > 50 N
	0.2 mm <sup>2</sup> / flexible / > 10 N
	4 mm <sup>2</sup> / flexible / > 60 N

## Electrical tests

### Temperature-rise test

Specification	IEC 60947-7-4:2013-08
Requirement temperature-rise test	The sum of ambient temperature and temperature rise of the PCB terminal block shall not exceed the upper limiting temperature.

### Short-time withstand current

Specification	IEC 60947-7-4:2013-08
---------------	-----------------------

### Insulation resistance

Specification	IEC 60512-3-1:2002-02
Insulation resistance, neighboring positions	> 1 TΩ

### Air clearances and creepage distances |

Specification	IEC 60947-1:2007-06 + A1:2010-12
Insulating material group	I
Comparative tracking index (IEC 60112)	CTI 600
Rated insulation voltage (III/3)	250 V
Rated surge voltage (III/3)	4 kV
minimum clearance value - non-homogenous field (III/3)	3 mm
minimum creepage distance (III/3)	3.2 mm
Rated insulation voltage (III/2)	250 V
Rated surge voltage (III/2)	4 kV
minimum clearance value - non-homogenous field (III/2)	3 mm
minimum creepage distance (III/2)	1.25 mm
Rated insulation voltage (II/2)	630 V
Rated surge voltage (II/2)	4 kV
minimum clearance value - non-homogenous field (II/2)	3 mm
minimum creepage distance (II/2)	3.2 mm

## Environmental and real-life conditions

# FKDSO 2,5/ 3-L GY - PCB terminal block



1007179

<https://www.phoenixcontact.com/us/products/1007179>

## Vibration test

Specification	IEC 60068-2-6:2007-12
Frequency	10 - 150 - 10 Hz
Sweep speed	1 octave/min
Amplitude	0.35 mm (10 Hz ... 60.1 Hz)
Acceleration	5g (60.1 Hz ... 150 Hz)
Test duration per axis	2.5 h
Test directions	X-, Y- and Z-axis

## Glow-wire test

Specification	IEC 60695-2-10:2013-04
Temperature	850 °C
Time of exposure	5 s

## Aging

Specification	IEC 60947-7-4:2013-08
---------------	-----------------------

## Ambient conditions

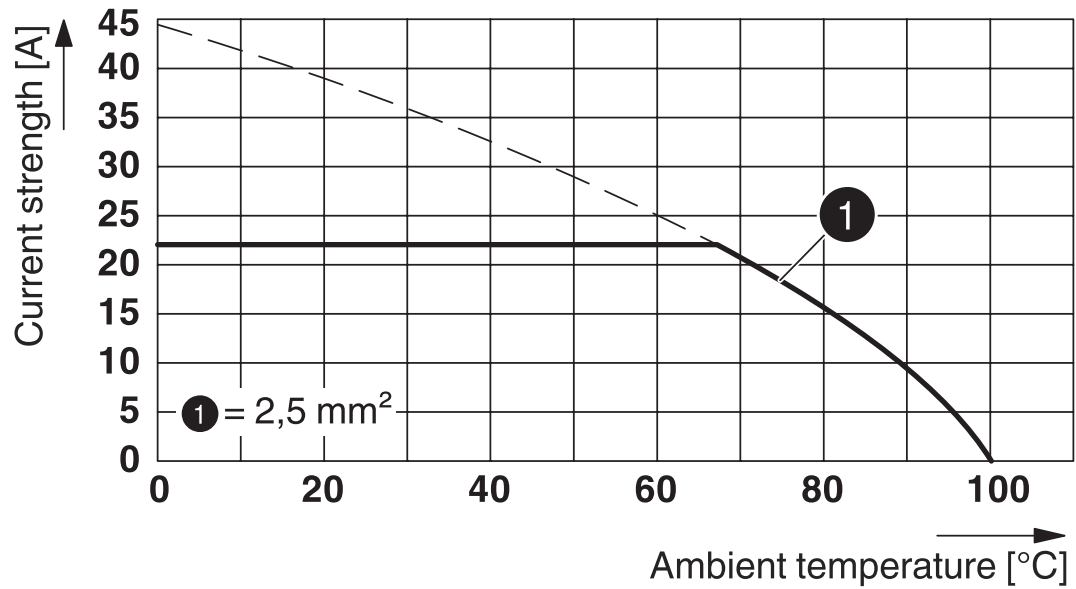
Ambient temperature (operation)	-40 °C ... 105 °C (Depending on the current carrying capacity/derating curve)
Ambient temperature (storage/transport)	-40 °C ... 55 °C
Relative humidity (storage/transport)	30 % ... 70 %
Ambient temperature (assembly)	-5 °C ... 100 °C

## Packaging specifications

Type of packaging	packed in cardboard
-------------------	---------------------

## Drawings

Diagram



Type: FKDSO 2,5/...-L(R)

Tested according to DIN EN 60512-5-2:2003-01

Reduction factor = 1

Number of positions: 4

# FKDSO 2,5/ 3-L GY - PCB terminal block





1007179

<https://www.phoenixcontact.com/us/products/1007179>

## Approvals

To download certificates, visit the product detail page: <https://www.phoenixcontact.com/us/products/1007179>

 <b>cULus Recognized</b> Approval ID: E60425-20110930				
	Nominal voltage $U_N$	Nominal current $I_N$	Cross section AWG	Cross section $mm^2$
B				
	300 V	10 A	24 - 14	-
Only rigid conductors	300 V	20 A	24 - 12	-
D				
	300 V	10 A	24 - 14	-
Only rigid conductors	300 V	10 A	24 - 12	-

 <b>VDE report with production monitoring</b> Approval ID: 40033478				
	Nominal voltage $U_N$	Nominal current $I_N$	Cross section AWG	Cross section $mm^2$
keine				
	250 V	22 A	-	0.2 - 2.5

# FKDSO 2,5/ 3-L GY - PCB terminal block



1007179

<https://www.phoenixcontact.com/us/products/1007179>

## Classifications

### ECLASS

ECLASS-13.0	27460101
ECLASS-15.0	27460101

### ETIM

ETIM 9.0	EC002643
----------	----------

### UNSPSC

UNSPSC 21.0	39121400
-------------	----------



# FKDSO 2,5/ 3-L GY - PCB terminal block



1007179

<https://www.phoenixcontact.com/us/products/1007179>

## Environmental product compliance

### EU RoHS

Fulfills EU RoHS substance requirements	Yes, No exemptions
---	--------------------

### China RoHS

Environment friendly use period (EFUP)	EFUP-E
	No hazardous substances above the limits

### EU REACH SVHC

REACH candidate substance (CAS No.)	No substance above 0.1 wt%
-------------------------------------	----------------------------

Phoenix Contact 2025 © - all rights reserved  
<https://www.phoenixcontact.com>

Phoenix Contact USA  
586 Fulling Mill Road  
Middletown, PA 17057, United States  
(+717) 944-1300  
[info@phoenixcon.com](mailto:info@phoenixcon.com)