

# PTPOWER 50-F - High-current terminal block



3260061

<https://www.phoenixcontact.com/us/products/3260061>

Please be informed that the data shown in this PDF document is generated from our online catalog. Please find the complete data in the user documentation. Our general terms of use for downloads are valid.



High-current terminal block, nom. voltage: 1000 V, nominal current: 150 A, number of connections: 2, number of positions: 1, connection method: PowerTurn connection, 1 level, cross section: 10 mm<sup>2</sup> - 70 mm<sup>2</sup>, mounting type: direct screw connection, color: gray

## Your advantages

- Quick and easy connection is now also possible for large conductors with the high-current terminal block
- The compact design enables wiring in a confined space
- In addition to using the existing test pick-off, pick-off terminal blocks can be connected, each of which can also accommodate two test cables
- The Push-in connection terminal blocks are characterized by the system features of the CLIPLINE complete system and by easy and tool-free wiring of conductors with ferrules or solid conductors

## Commercial data

Item number	3260061
Packing unit	10 pc
Minimum order quantity	10 pc
Sales key	BE22
Product key	BE2211
GTIN	4046356998055
Weight per piece (including packing)	170.9 g
Weight per piece (excluding packing)	163.51 g
Customs tariff number	85369010
Country of origin	TR

# PTPOWER 50-F - High-current terminal block



3260061

<https://www.phoenixcontact.com/us/products/3260061>

## Technical data

### Product properties

Product type	High current terminal block
Number of positions	1
Pitch	20 mm
Number of connections	2
Number of rows	1
Potentials	1

### Insulation characteristics

Overvoltage category	III
Degree of pollution	3

### Electrical properties

Rated surge voltage	8 kV
Maximum power dissipation for nominal condition	4.73 W

### Connection data

Number of connections per level	2
Nominal cross section	50 mm <sup>2</sup>
Rated cross section AWG	2/0

### 1 level

Connection method	PowerTurn connection
Stripping length	30 mm ... 32 mm
Internal cylindrical gage	A10
Connection in acc. with standard	IEC 60947-7-1
Conductor cross-section rigid	10 mm <sup>2</sup> ... 70 mm <sup>2</sup>
Cross section AWG	6 ... 2/0 (converted acc. to IEC)
Conductor cross-section flexible	10 mm <sup>2</sup> ... 70 mm <sup>2</sup>
Conductor cross-section, flexible [AWG]	6 ... 2/0 (converted acc. to IEC)
Conductor cross-section flexible (ferrule without plastic sleeve)	10 mm <sup>2</sup> ... 50 mm <sup>2</sup>
Flexible conductor cross-section (ferrule with plastic sleeve)	10 mm <sup>2</sup> ... 50 mm <sup>2</sup>
Cross-section with insertion bridge, rigid	10 mm <sup>2</sup> ... 50 mm <sup>2</sup>
Cross-section with insertion bridge, flexible	10 mm <sup>2</sup> ... 50 mm <sup>2</sup>
Cross-section with insertion bridge, flexible, with ferrule without plastic sleeve	10 mm <sup>2</sup> ... 50 mm <sup>2</sup>
Cross-section with insertion bridge, flexible, with ferrule with plastic sleeve	10 mm <sup>2</sup> ... 50 mm <sup>2</sup>
Nominal current	150 A
Maximum load current	150 A (with 50 mm <sup>2</sup> conductor cross-section)
Nominal voltage	1000 V

1 level Connection cross sections directly pluggable

# PTPOWER 50-F - High-current terminal block



3260061

<https://www.phoenixcontact.com/us/products/3260061>

Conductor cross-section rigid	10 mm <sup>2</sup> ... 70 mm <sup>2</sup>
Conductor cross-section, rigid [AWG]	8 ... 2/0 (converted acc. to IEC)
Conductor cross-section flexible (ferrule without plastic sleeve)	10 mm <sup>2</sup> ... 50 mm <sup>2</sup>
Flexible conductor cross-section (ferrule with plastic sleeve)	10 mm <sup>2</sup> ... 50 mm <sup>2</sup>

## Ex data

### Rated data (ATEX/IECEx)

Identification	Ⓔ II 2 GD Ex eb IIC Gb
Operating temperature range	-60 °C ... 110 °C
Ex-certified accessories	1206612 SZF 3-1,0X5,5 1201662 E/AL-NS 35
List of bridges	/ EB 2-20/PT / 3260067 / EB 3-20/PT / 3260068
Bridge data	131 A (50 mm <sup>2</sup> )
Ex temperature increase	40 K (147 A / 50 mm <sup>2</sup> )
at bridging with insertion bridge	1100 V
Rated insulation voltage	1000 V
output	(Permanent)

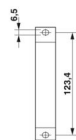
### Ex level General

Rated voltage	1100 V
Rated current	134 A
Maximum load current	134 A
Contact resistance	0.16 mΩ

### Ex connection data General

Ferrule length	30 mm ... 32 mm
Stripping length	30 mm
Nominal cross section	50 mm <sup>2</sup>
Rated cross section AWG	1/0
Connection capacity rigid	10 mm <sup>2</sup> ... 70 mm <sup>2</sup>
Connection capacity AWG	8 ... 2/0
Conductor cross-section flexible, with ferrule without plastic sleeve min.	16 mm <sup>2</sup>
Conductor cross-section flexible, with ferrule without plastic sleeve max.	50 mm <sup>2</sup>

## Dimensions

Dimensional drawing	
Width	20 mm
Height	136.1 mm

# PTPOWER 50-F - High-current terminal block



3260061

<https://www.phoenixcontact.com/us/products/3260061>

Depth	96 mm
Drill hole spacing	123.4 mm
Hole diameter	6.5 mm
Pitch	20 mm

## Material specifications

Color	gray (RAL 7042)
Flammability rating according to UL 94	V0
Insulating material group	I
Insulating material	PA
Static insulating material application in cold	-60 °C
Temperature index of insulation material (DIN EN 60216-1 (VDE 0304-21))	125 °C
Relative insulation material temperature index (Elec., UL 746 B)	130 °C
Fire protection for rail vehicles (DIN EN 45545-2) R22	HL 1 - HL 3
Fire protection for rail vehicles (DIN EN 45545-2) R23	HL 1 - HL 3
Fire protection for rail vehicles (DIN EN 45545-2) R24	HL 1 - HL 3
Fire protection for rail vehicles (DIN EN 45545-2) R26	HL 1 - HL 3
Calorimetric heat release NFPA 130 (ASTM E 1354)	27,5 MJ/kg
Surface flammability NFPA 130 (ASTM E 162)	passed
Specific optical density of smoke NFPA 130 (ASTM E 662)	passed
Smoke gas toxicity NFPA 130 (SMP 800C)	passed

## Electrical tests

### Surge voltage test

Test voltage setpoint	9.8 kV
Result	Test passed

### Temperature-rise test

Requirement temperature-rise test	Increase in temperature $\leq 45$ K
Result	Test passed
Short-time withstand current 50 mm <sup>2</sup>	6 kA
Result	Test passed

### Power-frequency withstand voltage

Result	Test passed
--------	-------------

## Mechanical properties

### Mechanical data

Open side panel	No
-----------------	----

### Technical data

Drill hole spacing	123.4 mm
--------------------	----------

## Mechanical tests

# PTPOWER 50-F - High-current terminal block



3260061

<https://www.phoenixcontact.com/us/products/3260061>

## Mechanical strength

Result	Test passed
--------	-------------

## Attachment on the carrier

Test force setpoint	10 N
Result	Test passed

## Test for conductor damage and slackening

Rotation speed	10 rpm
Revolutions	135
Conductor cross-section/weight	10 mm <sup>2</sup> / 2 kg
	50 mm <sup>2</sup> / 9.5 kg
	70 mm <sup>2</sup> /10.4 kg
Result	Test passed

## Environmental and real-life conditions

### Aging

Temperature cycles	192
Result	Test passed

### Needle-flame test

Time of exposure	30 s
Result	Test passed

### Oscillation/broadband noise

Specification	DIN EN 50155 (VDE 0115-200):2018-05
Spectrum	Long life test category 2, bogie-mounted
Frequency	$f_1 = 5 \text{ Hz}$ to $f_2 = 250 \text{ Hz}$
ASD level	6.12 (m/s <sup>2</sup> ) <sup>2</sup> /Hz
Acceleration	3.12g
Test duration per axis	5 h
Test directions	X-, Y- and Z-axis
Result	Test passed

### Shocks

Specification	DIN EN 50155 (VDE 0115-200):2018-05
Pulse shape	Half-sine
Acceleration	30g
Shock duration	18 ms
Number of shocks per direction	3
Test directions	X-, Y- and Z-axis (pos. and neg.)
Result	Test passed

### Ambient conditions

Ambient temperature (operation)	-60 °C ... 110 °C (Operating temperature range incl. self-heating; for max. short-term operating temperature, see RTI Elec.)
---------------------------------	--

# PTPOWER 50-F - High-current terminal block



3260061

<https://www.phoenixcontact.com/us/products/3260061>

Ambient temperature (storage/transport)	-25 °C ... 60 °C (for a short time, not exceeding 24 h, -60 °C to +70 °C)
Ambient temperature (assembly)	-5 °C ... 70 °C
Ambient temperature (actuation)	-5 °C ... 70 °C
Permissible humidity (operation)	20 % ... 90 %
Permissible humidity (storage/transport)	30 % ... 70 %

## Standards and regulations

Connection in acc. with standard	IEC 60947-7-1
----------------------------------	---------------

## Mounting

Mounting type	direct screw connection
---------------	-------------------------

# PTPOWER 50-F - High-current terminal block

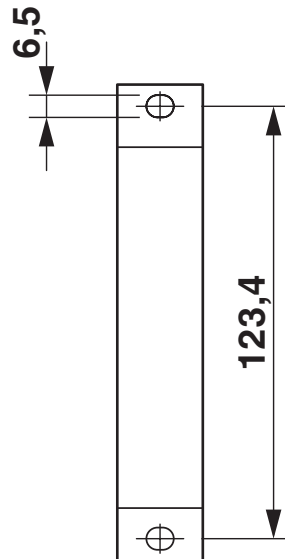
3260061

<https://www.phoenixcontact.com/us/products/3260061>



## Drawings

Dimensional drawing



# PTPOWER 50-F - High-current terminal block

3260061

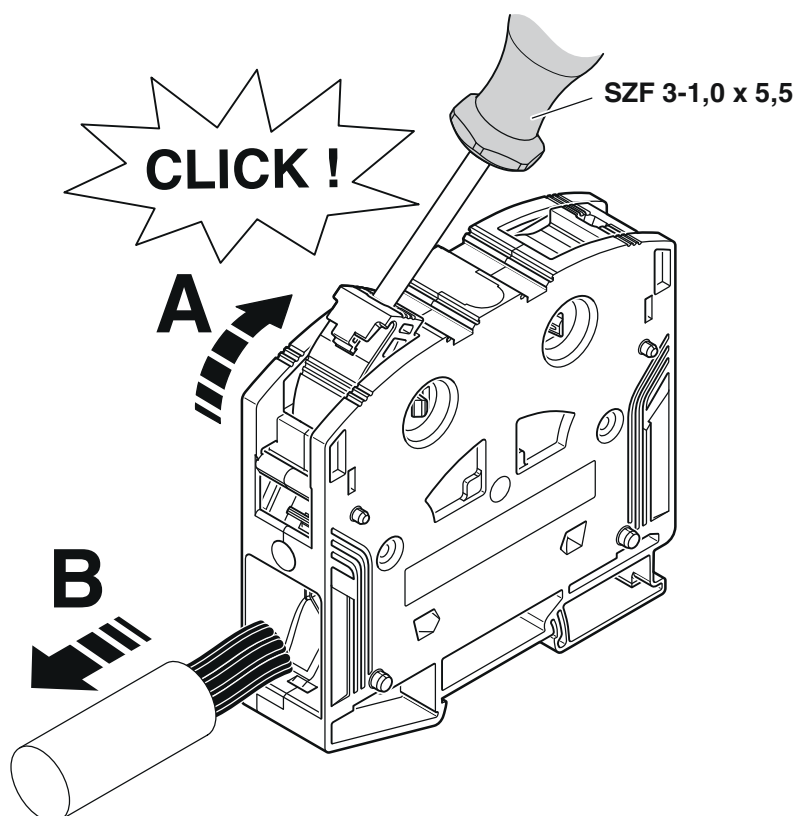
<https://www.phoenixcontact.com/us/products/3260061>



Schematic diagram

## PTPOWER

AGK 10-PTPOWER	0,5 mm <sup>2</sup> ... 16 mm <sup>2</sup>	18 mm
PTPOWER 35	2,5 mm <sup>2</sup> ... 35 mm <sup>2</sup>	25 mm
PTPOWER 50	10 mm <sup>2</sup> ... 50 mm <sup>2</sup>	32 mm
PTPOWER 95	25 mm <sup>2</sup> ... 95 mm <sup>2</sup>	40 mm
PTPOWER 185	95 mm <sup>2</sup> ... 185 mm <sup>2</sup>	40 mm





# PPOWER 50-F - High-current terminal block



3260061

<https://www.phoenixcontact.com/us/products/3260061>

Circuit diagram



# PTPOWER 50-F - High-current terminal block



3260061

<https://www.phoenixcontact.com/us/products/3260061>

## Approvals

To download certificates, visit the product detail page: <https://www.phoenixcontact.com/us/products/3260061>



**CSA**  
Approval ID: 13631




**cUL Recognized**  
Approval ID: E60425

	Nominal voltage $U_N$	Nominal current $I_N$	Cross section AWG	Cross section $\text{mm}^2$
C				
	1000 V	140 A	8 - 1/0	-



**UL Recognized**  
Approval ID: E60425


	Nominal voltage $U_N$	Nominal current $I_N$	Cross section AWG	Cross section $\text{mm}^2$
E				
	1000 V	140 A	8 - 1/0	-



**DNV**  
Approval ID: TAE0000029



**CSA**  
Approval ID: 13631



**CCC**  
Approval ID: 2020322313000630



**UKCA-EX**  
Approval ID: CML 22UKEX1227U



**IECEx**  
Approval ID: IECExSEV14.0013U



**ATEX**  
Approval ID: SEV14ATEX0156U

	Nominal voltage $U_N$	Nominal current $I_N$	Cross section AWG	Cross section $\text{mm}^2$
keine				
Only rigid	1100 V	134 A	-	10 - 70


# PTPOWER 50-F - High-current terminal block




3260061

<https://www.phoenixcontact.com/us/products/3260061>

conductors				
multi-stranded with ferrule	1100 V	134 A	-	16 - 50

<div> <b>IECEX</b> Approval ID: IECEXSEV14.0013U</div>				
	Nominal voltage $U_N$	Nominal current $I_N$	Cross section AWG	Cross section $\text{mm}^2$
keine				
	1100 V	134 A	-	-
Only rigid conductors	1100 V	134 A	-	-
multi-stranded with ferrule	1100 V	134 A	-	-

<div> <b>EAC Ex</b> Approval ID: KZ 7500525010101950</div>				
--	--	--	--	--

# PTPOWER 50-F - High-current terminal block



3260061

<https://www.phoenixcontact.com/us/products/3260061>

## Classifications

### ECLASS

ECLASS-13.0	27250101
ECLASS-15.0	27250101

### ETIM

ETIM 9.0	EC000897
----------	----------

### UNSPSC

UNSPSC 21.0	39121400
-------------	----------

# PTPOWER 50-F - High-current terminal block



3260061

<https://www.phoenixcontact.com/us/products/3260061>

## Environmental product compliance

### EU RoHS

Fulfills EU RoHS substance requirements	Yes, No exemptions
---	--------------------

### China RoHS

Environment friendly use period (EFUP)	EFUP-E
	No hazardous substances above the limits

### EU REACH SVHC

REACH candidate substance (CAS No.)	No substance above 0.1 wt%
-------------------------------------	----------------------------

Phoenix Contact 2025 © - all rights reserved  
<https://www.phoenixcontact.com>

Phoenix Contact USA  
586 Fulling Mill Road  
Middletown, PA 17057, United States  
(+717) 944-1300  
[info@phoenixcon.com](mailto:info@phoenixcon.com)