

PLC-HPT-24DC/220DC/10 - Solid-state relay



2905494

<https://www.phoenixcontact.com/us/products/2905494>

Please be informed that the data shown in this PDF document is generated from our online catalog. Please find the complete data in the user documentation. Our general terms of use for downloads are valid.



PLC-INTERFACE, hybrid solid-state relay incl. bypass relay with push-in connection, for mounting on NS 35/7,5 DIN rail, input: 24 V DC, output: 12 V DC - 250 V DC/10 A

Commercial data

Item number	2905494
Packing unit	1 pc
Minimum order quantity	1 pc
Sales key	C461
Product key	DK62B5
GTIN	4046356957113
Weight per piece (including packing)	74.4 g
Weight per piece (excluding packing)	89.2 g
Customs tariff number	85364190
Country of origin	DE

Technical data

Product properties

Product type	Solid-state relay module
Product family	PLC-INTERFACE
Application	Output function
Operating mode	100% operating factor

Insulation characteristics: Air clearances and creepage distances between the power circuits

Insulation	safe isolation
Overvoltage category	III
Pollution degree	2

Data management status

Date of last data management	08.07.2025
------------------------------	------------

Electrical properties

Test voltage	4 kV _{rms} (50 Hz, 1 min., winding/contact)
--------------	--

Air clearances and creepage distances between the power circuits

Rated insulation voltage	260 V AC
Rated surge voltage	6 kV

Input data

Rated control circuit supply voltage U_S	24 V DC
Voltage range with reference to U_S	0.8 ... 1.2
Rated control supply current I_S	≤ 19 mA
Rated actuating voltage U_C	24 V DC
Voltage range with reference to U_C	0.8 ... 1.2
Rated actuating current I_C	6.8 mA
Nominal voltage (plugged-in solid-state relay)	24 V DC
"0" signal switching threshold in reference to U_C	< 0.4
"1" signal switching threshold in reference to U_C	> 0.8
Typical response time	20 ms
Typical turn-off time	40 ms
Status display	LED (yellow)
Protective circuit	Reverse polarity protection Surge protection
Surge voltage protection	> 33 V DC
Transmission frequency	1 Hz

Output data

Designation	DC hybrid output
Contact switching type	1 N/O contact
Design of digital output	electronic

PLC-HPT-24DC/220DC/10 - Solid-state relay



2905494

<https://www.phoenixcontact.com/us/products/2905494>

Output voltage range	12 V DC ... 250 V DC
Limiting continuous current	10 A (see derating curve)
Maximum inrush current	60 A (5 ms; $T_{amb} = 60^{\circ}\text{C}$)
Min. load current	100 mA
Surge voltage protection	> 275 V
Output circuit	2-conductor / N/O contact in parallel operation (no electrical disconnection)
Protective circuit	Inverse diode (No continuous protection against polarity reversal) Varistor

Connection data

Connection method	Push-in connection
Stripping length	10 mm
Conductor cross-section rigid	0.14 mm ² ... 2.5 mm ²
Conductor cross-section flexible	0.14 mm ² ... 2.5 mm ² 0.2 mm ² ... 2.5 mm ² (Single ferrule) 2x 0.5 mm ² ... 1 mm ² (TWIN ferrule)
Conductor cross-section AWG	26 ... 14

Dimensions

Width	14 mm
Height	80 mm
Depth	94 mm

Material specifications

Color	gray (RAL 7042)
-------	-----------------

Environmental and real-life conditions

Ambient conditions

Degree of protection (Relay base)	IP20 (Relay base)
Degree of protection (Relay)	RT II (Relay)
Degree of protection (Installation location)	IP54 (Installation location)
Ambient temperature (operation)	-25 °C ... 60 °C
Ambient temperature (storage/transport)	-40 °C ... 85 °C
Altitude	≤ 2000 m

Standards and regulations

Air clearances and creepage distances between the power circuits

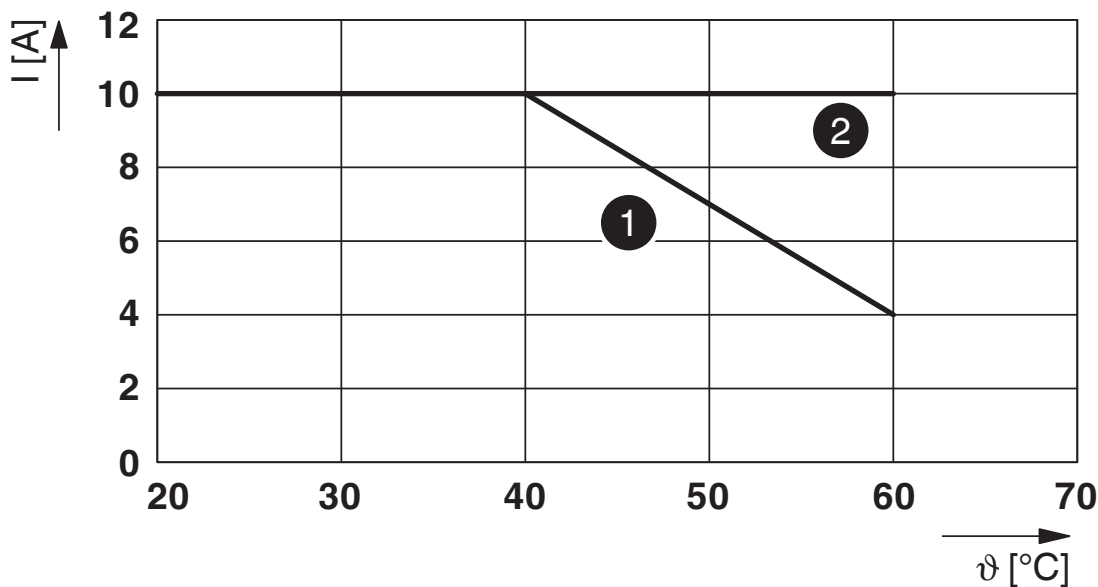
Standards/regulations	IEC 60947-5-1
-----------------------	---------------

Mounting

Mounting type	DIN rail mounting
Assembly note	See derating curve
Mounting position	any

Drawings

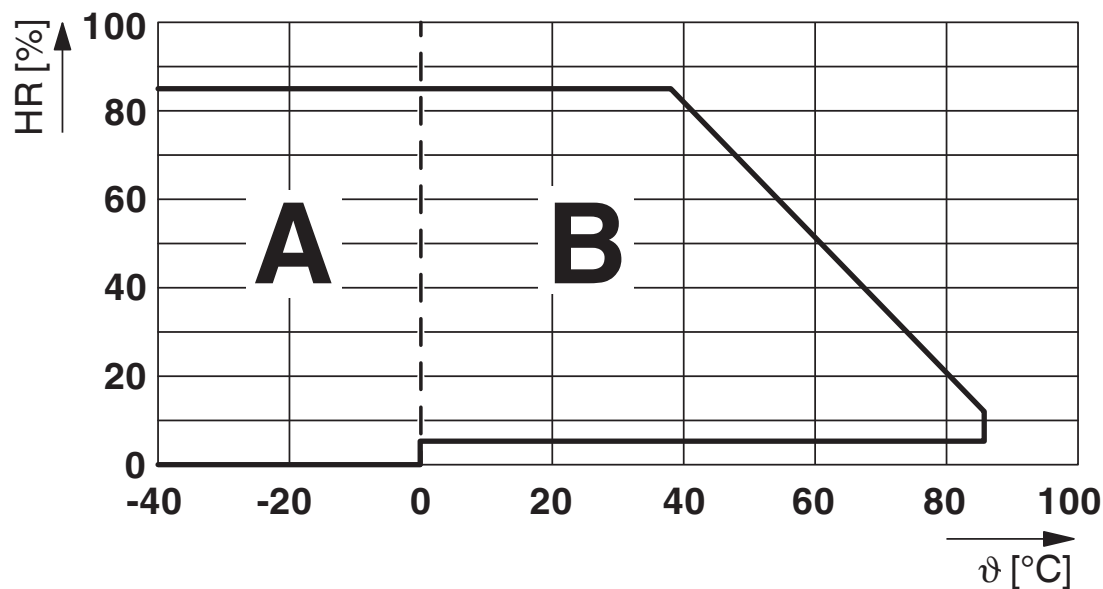
Diagram



Limiting continuous current

- 1) Aligned without spacing
- 2) Aligned with >14 mm spacing

Diagram



Permissible humidity for operation and storage.

The maximum permissible ambient temperature as specified in the data sheet must be observed.

Area A: Ice buildup at ambient temperatures $\leq 0^\circ\text{C}$ must be prevented

Area B: Condensation at ambient temperatures $> 0^\circ\text{C}$ must be prevented

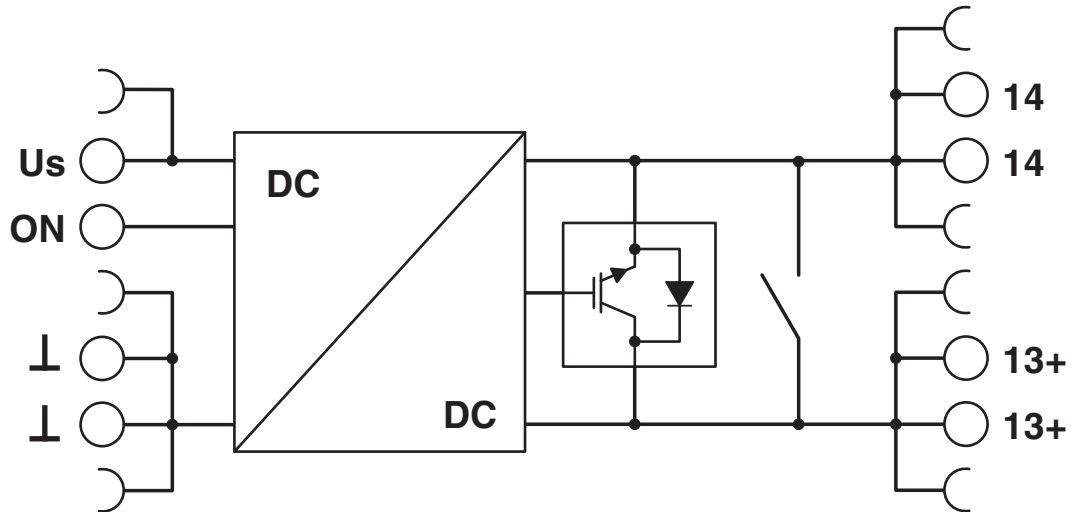
On 30 full days that are naturally distributed across an entire year, a humidity level of 95% is permissible at an ambient temperature $\leq 25^\circ\text{C}$.

PLC-HPT-24DC/220DC/10 - Solid-state relay

2905494

<https://www.phoenixcontact.com/us/products/2905494>

Circuit diagram



PLC-HPT-24DC/220DC/10 - Solid-state relay



2905494

<https://www.phoenixcontact.com/us/products/2905494>

Approvals

To download certificates, visit the product detail page: <https://www.phoenixcontact.com/us/products/2905494>



cULus Listed

Approval ID: E140324

PLC-HPT-24DC/220DC/10 - Solid-state relay



2905494

<https://www.phoenixcontact.com/us/products/2905494>

Classifications

ECLASS

ECLASS-13.0	27371604
ECLASS-15.0	27371604

ETIM

ETIM 9.0	EC001504
----------	----------

UNSPSC

UNSPSC 21.0	39122300
-------------	----------

2905494

<https://www.phoenixcontact.com/us/products/2905494>

Environmental product compliance

EU RoHS

Fulfills EU RoHS substance requirements	Yes
Exemption	7(a), 7(c)-I

China RoHS

Environment friendly use period (EFUP)	EFUP-50
	An article-related China RoHS declaration table can be found in the download area for the respective article under "Manufacturer declaration". For all articles with EFUP-E, no China RoHS declaration table issued and required.

EU REACH SVHC

REACH candidate substance (CAS No.)	Octamethylcyclotetrasiloxane(CAS: 556-67-2)
	Decamethylcyclopentasiloxane(CAS: 541-02-6)
	Lead(CAS: n/a)
SCIP	3977d76b-133b-484d-8663-c3a4cfe5e2ea

Phoenix Contact 2025 © - all rights reserved
<https://www.phoenixcontact.com>

Phoenix Contact USA
 586 Fulling Mill Road
 Middletown, PA 17057, United States
 (+717) 944-1300
info@phoenixcon.com