

EV-T2G3PC-1AC32A-5,0M6,0ESBK01 - AC charging cable



1627801

<https://www.phoenixcontact.com/us/products/1627801>

Please be informed that the data shown in this PDF document is generated from our online catalog. Please find the complete data in the user documentation. Our general terms of use for downloads are valid.



CHARX connect comfort, Type 2, Mobile AC charging cable, 32 A permanent, 250 V AC, with vehicle charging connector and infrastructure charging plug, cable: 5 m, black, straight, with protective cap, housing: black, gray, PHOENIX CONTACT logo, IEC 62196-2, for charging electric vehicles (EV) with alternating current (AC) via type 2 vehicle charging inlets

Product description

Mobile AC charging cable with vehicle charging connector and infrastructure charging plug for charging electric vehicles (EV) with alternating current (AC) via type 2 vehicle charging inlets, compatible with type 2 infrastructure charging sockets at charging stations for e-mobility (EVSE)

Your advantages

- Complete product range
- Convenient handling due to the ergonomic, triple award-winning design
- Available with your logo on request - for consistent branding of your charging station
- Longitudinal water tightness reliably prevents water ingress
- Developed and produced in accordance with the IATF 16949 automotive standard and ISO 9001
- Tested in accordance with automotive standards LV124, LV214, and LV215-2
- Tested in accordance with EV Ready 37 requirements
- Laser-marked mating face in accordance with DIN EN 17186

Commercial data

Item number	1627801
Packing unit	1 pc
Minimum order quantity	1 pc
Product key	XWBEBB
GTIN	4055626355283
Weight per piece (including packing)	2,003 g
Weight per piece (excluding packing)	2,100 g
Country of origin	PL

EV-T2G3PC-1AC32A-5,0M6,0ESBK01 - AC charging cable



1627801

<https://www.phoenixcontact.com/us/products/1627801>

Technical data

Product properties

Product type	AC charging cable
Product family	CHARX connect comfort
Application	for charging electric vehicles (EV) with alternating current (AC) via type 2 vehicle charging inlets compatible with type 2 infrastructure charging sockets at charging stations for electromobility (EVSE)
Design	with protective cap
Charging standard	Type 2
Charging mode	Mode 3, Case B
Affixed logo	PHOENIX CONTACT logo
Customer variations	On request

Electrical properties

Charging power and current (AC charging (1-phase))

Type of charging current	AC single-phase
Charging current	32 A AC (1-phase)
Charging power	8 kW (1-phase)

Pin assignment (Leistungskontakte)

Note on the connection method	Crimp connection, cannot be disconnected
Number	3 (L1, N, PE)
Rated voltage	250 V AC
Rated current	32 A

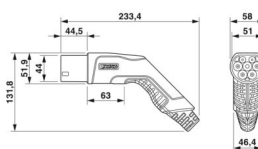
Pin assignment (Signalkontakte)

Note on the connection method	Crimp connection, cannot be disconnected
Type of signal transmission	Pulse width modulation
Number	2 (CP, PP)
Rated voltage	30 V AC
Rated current	2 A
Coding	220 Ω (between PE and PP)

Dimensions

Infrastructure charging plug

Dimensional drawing



Infrastructure plug

EV-T2G3PC-1AC32A-5,0M6,0ESBK01 - AC charging cable

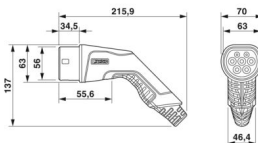


1627801

<https://www.phoenixcontact.com/us/products/1627801>

Width	58 mm
Height	131.8 mm
Depth	233.4 mm

Vehicle charging connector

Dimensional drawing	 Vehicle connector
Width	70 mm
Height	137 mm
Depth	215.9 mm

Material specifications

Color (Housing)	black (9005)
Color (Handle area)	gray (7042)
Color (Mating face)	black (9005)
Color (Protective cap)	black (9005)
Color (Cable)	black (9005)
Material (Vehicle charging connector)	Plastic
Material (Infrastructure charging plug)	Plastic
Material (Cable outer sheath)	TPE-U
Material (Contact surface)	Silver
Note	The color appearance and gloss level of the charging cable may vary.

Cable/line

Cable length	5 m
Wiring standards/regulations	prEN 50620/DIN EN 50620
Wiring certifications	VDE
Cable weight	max. 305.00 kg/km
Cable type	Class 5
Cable type	straight
Cable structure	3 x 4.0 mm ² + 1 x 0.5 mm ²
External cable diameter	11.50 mm ±0.3 mm
Outer sheath, material	TPE-U
Cable resistance	≤ 0.0033 Ω/m (based on a power core, at an ambient temperature of 20°C)
Bending radius	min. 96 mm (7.5x diameter)

Mechanical properties

Mechanical data

EV-T2G3PC-1AC32A-5,0M6,0ESBK01 - AC charging cable



1627801

<https://www.phoenixcontact.com/us/products/1627801>

Insertion/withdrawal cycles	> 10000
Insertion force	< 100 N
Withdrawal force	< 100 N

Environmental and real-life conditions

Ambient conditions

Degree of protection (Vehicle charging connector)	IP44 (plugged in; when plugged in and ready to operate, the degree of protection is only ensued if both plug-in components are original products from Phoenix Contact or suitable standard-compliant products)
Degree of protection (Infrastructure charging plug)	IP44 (plugged in; when plugged in and ready to operate, the degree of protection is only ensued if both plug-in components are original products from Phoenix Contact or suitable standard-compliant products)
Degree of protection (Protective cap)	IP54
Ambient temperature (operation)	-40 °C ... 50 °C
Ambient temperature (storage/transport)	-40 °C ... 80 °C
Altitude	5000 m (above sea level)

Standards and regulations

Standards

Standards/regulations	IEC 62196-2
-----------------------	-------------

EV-T2G3PC-1AC32A-5,0M6,0ESBK01 - AC charging cable

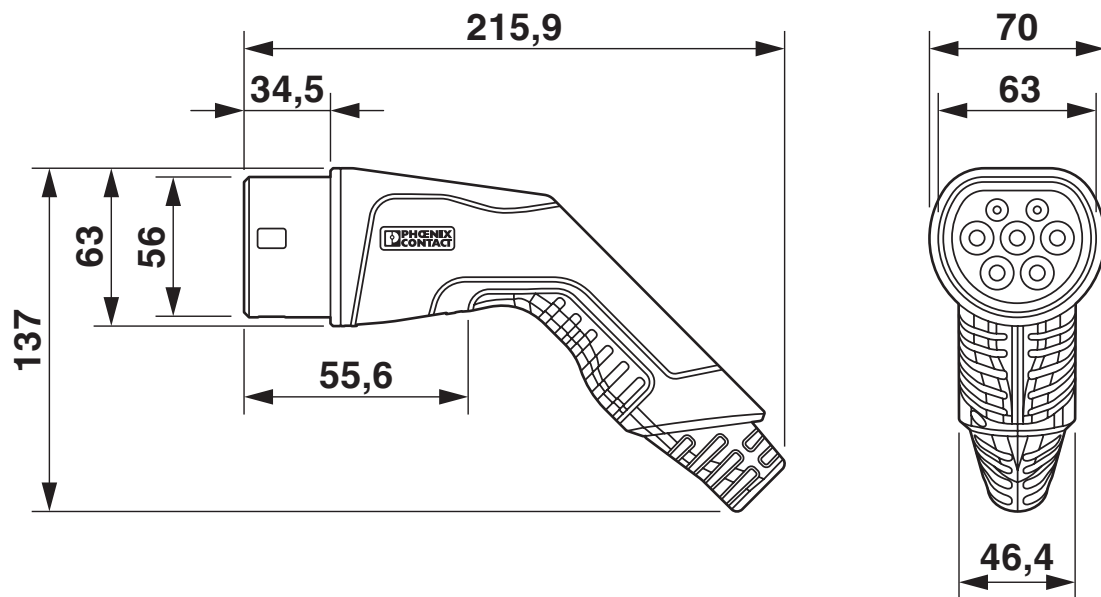


1627801

<https://www.phoenixcontact.com/us/products/1627801>

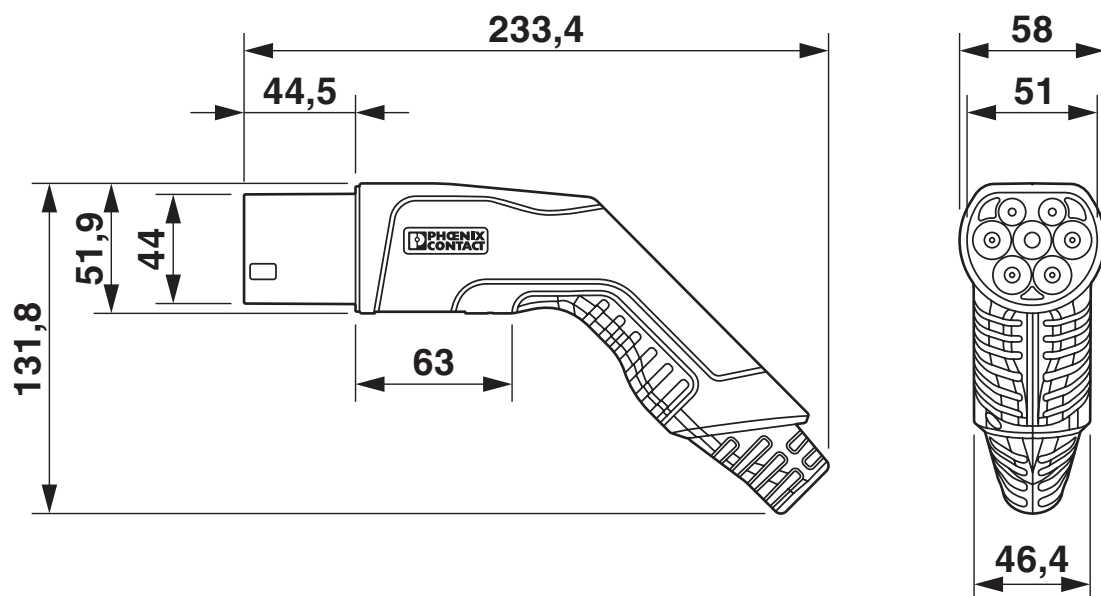
Drawings

Dimensional drawing



Vehicle connector

Dimensional drawing



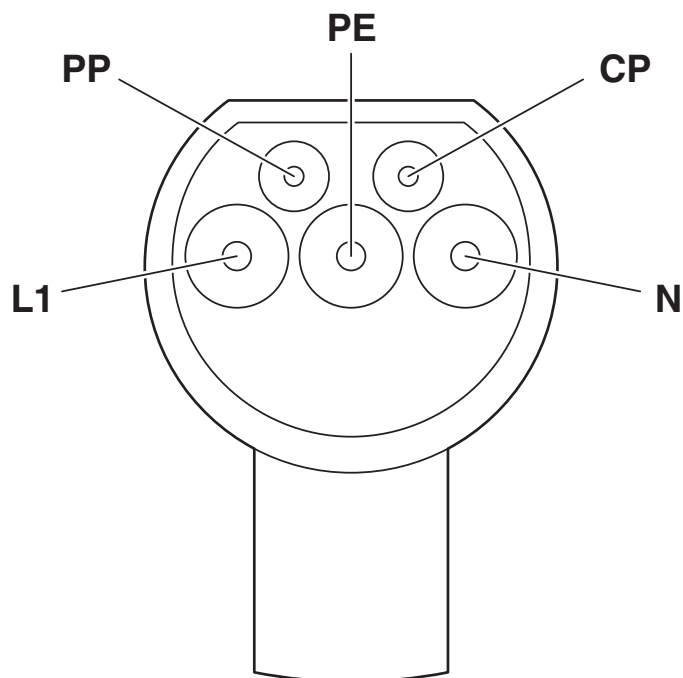
Infrastructure plug

EV-T2G3PC-1AC32A-5,0M6,0ESBK01 - AC charging cable

1627801

<https://www.phoenixcontact.com/us/products/1627801>

Connection diagram



Pin assignment of Infrastructure Plug

EV-T2G3PC-1AC32A-5,0M6,0ESBK01 - AC charging cable


1627801

<https://www.phoenixcontact.com/us/products/1627801>


Schematic diagram




[I]



[II]



[III]



[IV]



[V]

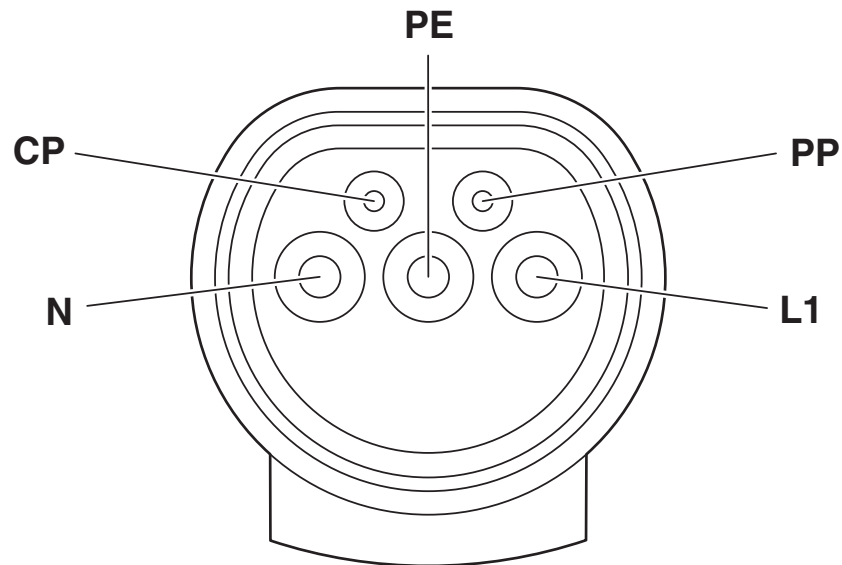
Operating instructions

EV-T2G3PC-1AC32A-5,0M6,0ESBK01 - AC charging cable

1627801

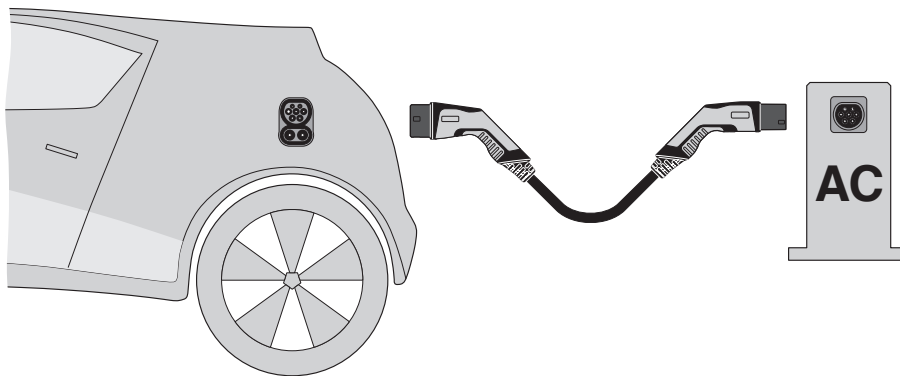
<https://www.phoenixcontact.com/us/products/1627801>

Schematic diagram



Pin assignment of the Vehicle Connector

Schematic diagram





Terminology definition

1627801
<https://www.phoenixcontact.com/us/products/1627801>

Approvals

To download certificates, visit the product detail page: <https://www.phoenixcontact.com/us/products/1627801>

	IECEE CB Scheme Approval ID: DE1-65890			
	Nominal voltage U _N	Nominal current I _N	Cross section AWG	Cross section mm ²
	keine			
	250 V	32 A	-	-

	VDE approval of drawings Approval ID: 40045394			
	Nominal voltage U _N	Nominal current I _N	Cross section AWG	Cross section mm ²
	keine			
	250 V	32 A	-	-

EV-T2G3PC-1AC32A-5,0M6,0ESBK01 - AC charging cable



1627801

<https://www.phoenixcontact.com/us/products/1627801>

Classifications

ECLASS

ECLASS-13.0	27144705
ECLASS-15.0	27144705

ETIM

ETIM 9.0	EC002897
----------	----------

UNSPSC

UNSPSC 21.0	39121500
-------------	----------

EV-T2G3PC-1AC32A-5,0M6,0ESBK01 - AC charging cable



1627801

<https://www.phoenixcontact.com/us/products/1627801>

Environmental product compliance

EU RoHS

Fulfills EU RoHS substance requirements	Yes
Exemption	6(c)

China RoHS

Environment friendly use period (EFUP)	EFUP-50
	An article-related China RoHS declaration table can be found in the download area for the respective article under "Manufacturer declaration". For all articles with EFUP-E, no China RoHS declaration table issued and required.

EU REACH SVHC

REACH candidate substance (CAS No.)	Lead(CAS: n/a)
SCIP	9ceb8b09-849d-4958-b9e0-1c59947490f6

Phoenix Contact 2025 © - all rights reserved

<https://www.phoenixcontact.com>

Phoenix Contact USA
586 Fulling Mill Road
Middletown, PA 17057, United States
(+717) 944-1300
info@phoenixcon.com