

RC-12P1N324100 - Device connector rear mounting



1597431

<https://www.phoenixcontact.com/us/products/1597431>

Please be informed that the data shown in this PDF document is generated from our online catalog. Please find the complete data in the user documentation. Our general terms of use for downloads are valid.



M23, Device connector rear mounting, series: RC, straight, Screw locking mechanism, No. of pos.: 12, Direction of rotation: Standard, contact connection type: Pin, Solder-in connection, Flat gasket, Panel thickness min.: 2.7 mm, Panel thickness max.: 3.5 mm, coding: N

Commercial data

Item number	1597431
Packing unit	40 pc
Minimum order quantity	1 pc
Note	Made to order (non-returnable)
Product key	ABRAFR
GTIN	4046356216081
Weight per piece (including packing)	29.53 g
Weight per piece (excluding packing)	29.53 g
Country of origin	DE

RC-12P1N324100 - Device connector rear mounting



1597431

<https://www.phoenixcontact.com/us/products/1597431>

Technical data

Product properties

Product type	Circular connectors (device side)
--------------	-----------------------------------

Connector

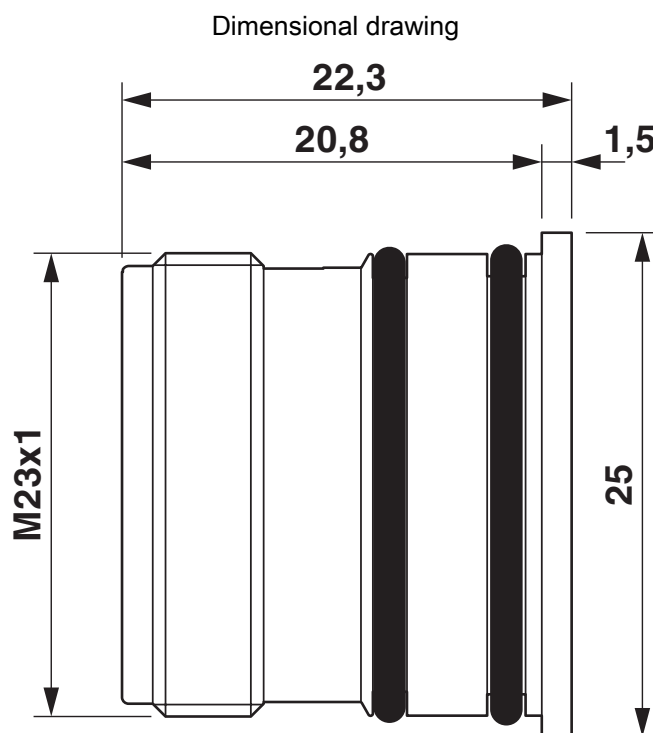
Insulating body

Coding	N
Material (Insulating body)	PBT
Material (Contact)	CuZn
Material (Contact surface)	Ni/Au
Insertion/withdrawal cycles	50
Connection method	Solder-in connection
Contact switching type	Pin
Application	Signal
Number of positions	12
Direction of rotation	Standard
Connection profile	12
Number Contact (Contact group 1)	12
Diameter Contact (Contact group 1)	1 mm
Rated current Contact (Contact group 1)	8 A (for max. connection cross section)
Rated voltage Contact (Contact group 1)	48 V AC 74 V DC
Rated surge voltage	1.5 kV
Overvoltage category	III
Degree of pollution	3

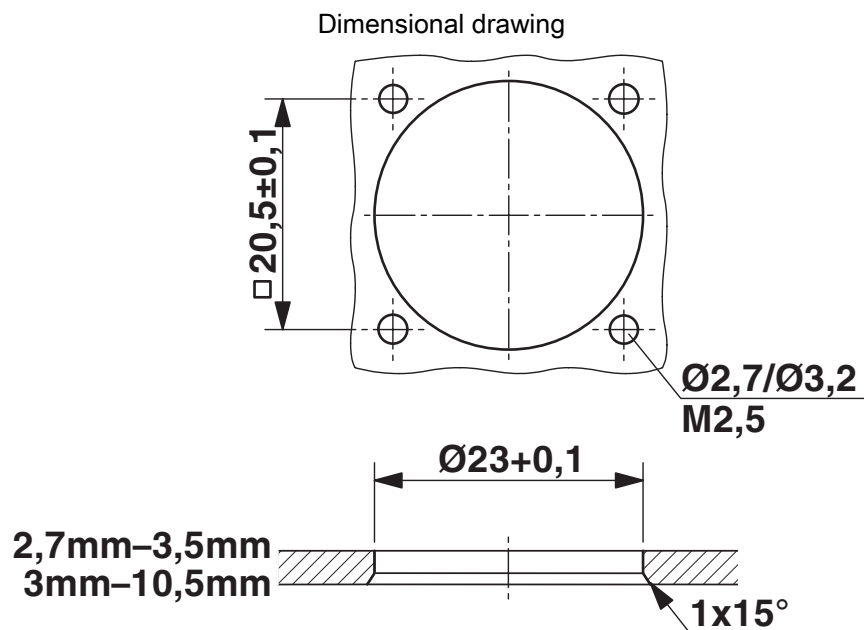
Housing

Type	Flange housing
Thread type	M23
Design	straight
Type of locking	Screw locking mechanism
Pg screw connection	none
Mounting type	Rear mounting/square flange (4x M3)
Material (Housing)	Metal
Degree of protection (plugged in)	IP67
Seal for the device	Flat gasket

Drawings

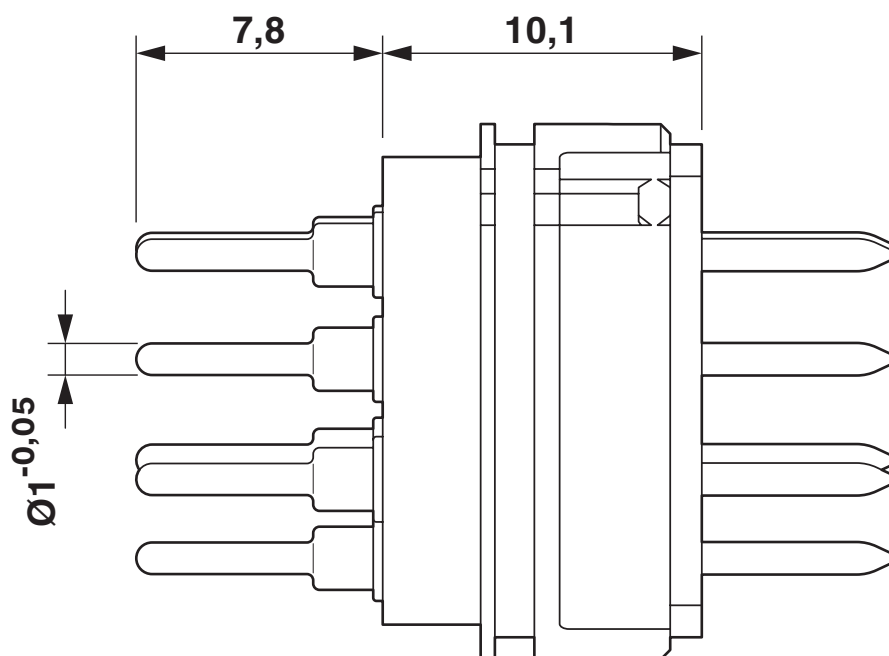


Dimensional drawing

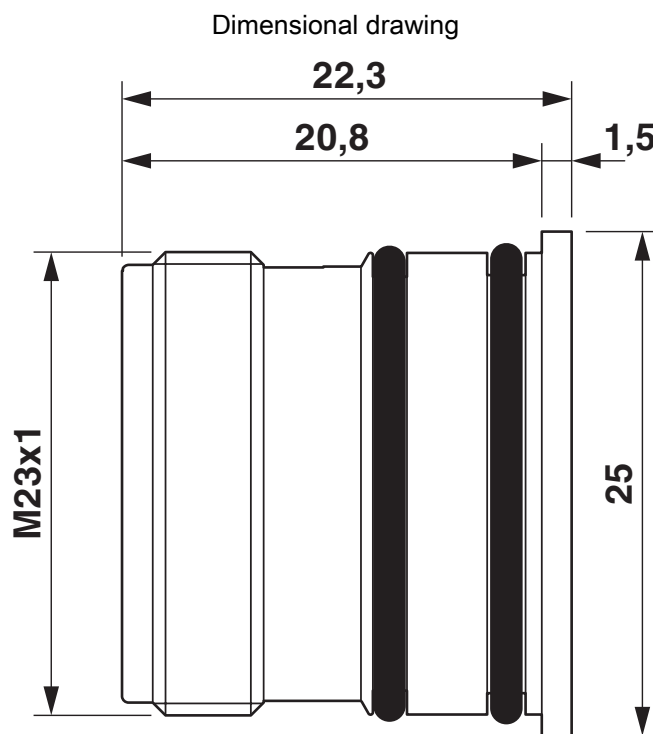


Installation dimensions

Dimensional drawing



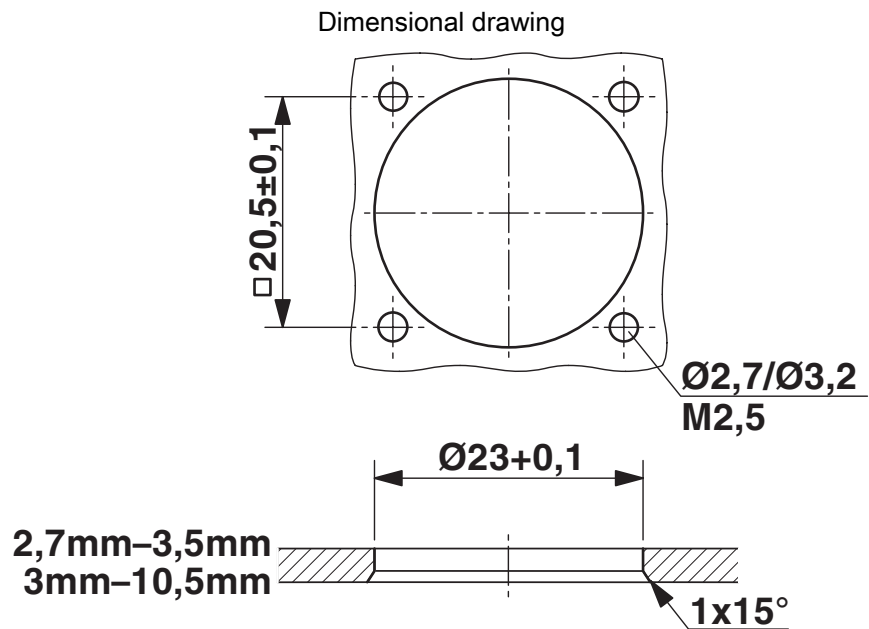
Dimensional drawing



Dimensional drawing

1597431

<https://www.phoenixcontact.com/us/products/1597431>

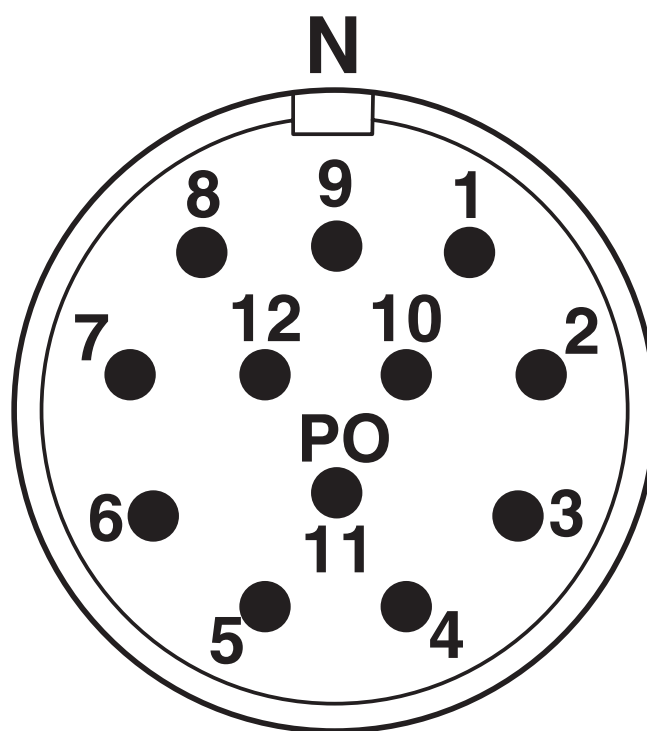


Installation dimensions

1597431

<https://www.phoenixcontact.com/us/products/1597431>

Schematic diagram



Connector pin assignment

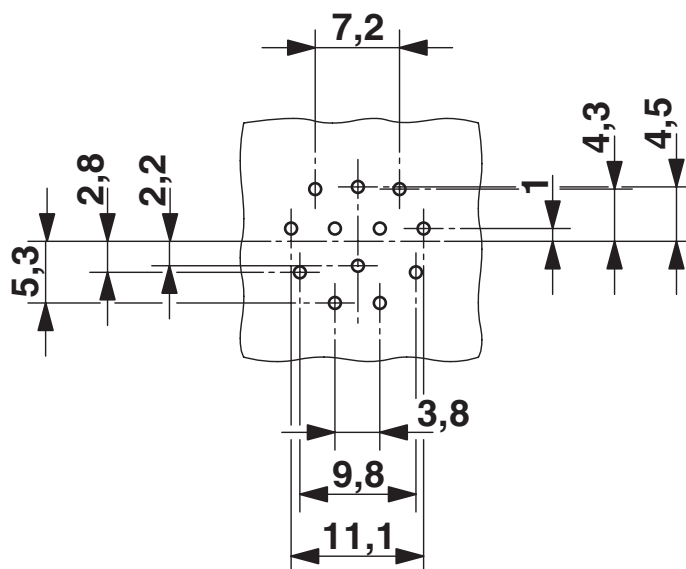
RC-12P1N324100 - Device connector rear mounting

1597431

<https://www.phoenixcontact.com/us/products/1597431>



Drilling plan/solder pad geometry



Environmental product compliance

China RoHS	
Environment friendly use period (EFUP)	<div>EFUP-50</div> <div>An article-related China RoHS declaration table can be found in the download area for the respective article under "Manufacturer declaration". For all articles with EFUP-E, no China RoHS declaration table issued and required.</div>
EU REACH SVHC	
REACH candidate substance (CAS No.)	No substance above 0.1 wt%

Phoenix Contact 2025 © - all rights reserved
<https://www.phoenixcontact.com>

Phoenix Contact USA
586 Fulling Mill Road
Middletown, PA 17057, United States
(+717) 944-1300
info@phoenixcon.com