

SACCBP-M12FSD-4CON-M16/1,0-931 - Device connector rear mounting



1534591

<https://www.phoenixcontact.com/us/products/1534591>

Please be informed that the data shown in this PDF document is generated from our online catalog. Please find the complete data in the user documentation. Our general terms of use for downloads are valid.



Device connector rear mounting, Ethernet CAT5 (100 Mbps), Ethernet, 4-position, PUR, water blue RAL 5021, shielded, Socket, straight, M12, D-coding, on free cable end, Cable connection, cable length: 1 m, Ethernet flexible CAT5, 2-pair, this item is expected to be lead-free from Q1 2027 in accordance with RoHS II without exception 6c (Pb < 0.1%), a lead-free alternative is possible on request in advance

Your advantages

- Preassembled with cables in various standard lengths for immediate use
- Customer-specific assemblies and cable lengths can be supplied
- Sealed on the cable side for optimum tightness of seal
- Cable designs for all common networks and fieldbuses
- For high transmission safety: shield connection to the housing with optional EMC nut

Commercial data

| | |
|--------------------------------------|---------------|
| Item number | 1534591 |
| Packing unit | 1 pc |
| Minimum order quantity | 1 pc |
| Sales key | AB25 |
| Product key | ABQDGI |
| GTIN | 4046356026765 |
| Weight per piece (including packing) | 69.4 g |
| Weight per piece (excluding packing) | 63.313 g |
| Customs tariff number | 85444290 |
| Country of origin | DE |

SACCBP-M12FSD-4CON-M16/1,0-931 - Device connector rear mounting



1534591

<https://www.phoenixcontact.com/us/products/1534591>

Technical data

Notes

| | |
|--------------------|--|
| Notes on operation | The electrical and mechanical data specified assume that the connector pair is correctly locked and mounted. If the connector is unlocked and if there is a danger of contamination, the connector must be sealed using a protective cap > IP54. Influences arising from litz wires, cables or PCB assembly must also be taken into consideration. |
| Order information: | Lock nut is included in the scope of delivery |

Safety note

| | |
|-------------|--|
| Safety note | <p>WARNING: The connectors may not be plugged in or disconnected under load. Ignoring the warning or improper use may damage persons and/or property.</p> <ul style="list-style-type: none">• WARNING: Commission properly functioning products only. The products must be regularly inspected for damage. Decommission defective products immediately. Replace damaged products. Repairs are not possible.• WARNING: Only electrically qualified personnel may install and operate the product. They must observe the following safety notes. The qualified personnel must be familiar with the basics of electrical engineering. They must be able to recognize and prevent danger. The relevant symbol on the packaging indicates that only personnel familiar with electrical engineering are allowed to install and operate the product.• The products are suitable for applications in plant, controller, and electrical device engineering.• When operating the connectors in outdoor applications, they must be separately protected against environmental influences.• Assembled products may not be manipulated or improperly opened.• Only use mating connectors that are specified in the technical data of the standards listed (e.g. the ones listed in the product accessories online at phoenixcontact.com/products).• When using the product in direct connection with third-party manufacturers, the user is responsible.• For operating voltages > 50 V AC, conductive connector housings must be grounded• Ensure that when laying the cable, the tensile load on the connectors does not exceed the upper limit specified in the standards.• Observe the corresponding technical data. You will find information:<ul style="list-style-type: none">o On the producto On the packing labelo In the supplied documentationo Online at phoenixcontact.com/products under the product• Only use tools recommended by Phoenix Contact• Use a protective cap to protect connectors that are not in use. The suitable accessories are available online in the accessory |
|-------------|--|

SACCBP-M12FSD-4CON-M16/1,0-931 - Device connector rear mounting



1534591

<https://www.phoenixcontact.com/us/products/1534591>

| | |
|--|--|
| | section of the product at phoenixcontact.com/products |
| | • Ensure that the protective or functional ground has been properly connected. |
| | • VDE 0100/1.97 § 411.1.3.2 and DIN EN 60 204/11.98 § 14.1.3 are applicable when combining several circuits in a cable and/or connector |
| | • The connector warms up in normal operation. Depending on the ambient conditions, the surface of the connector can continue to warm up. In this case, the user is responsible for posting warnings (e.g. DIN EN ISO 13732-1:2008-12). |

Mounting

| | |
|---------------|--|
| Mounting type | Rear mounting (M16 x 1.5, with flat nut) |
|---------------|--|

Product properties

| | |
|----------------------|-----------------------------------|
| Product type | Circular connectors (device side) |
| Application | Data |
| | Signal |
| Sensor type | Ethernet |
| Number of positions | 4 |
| No. of cable outlets | 1 |
| Shielded | yes |
| Coding | D |
| Thread type | M12 |

Insulation characteristics

| | |
|----------------------|----|
| Overvoltage category | II |
| Degree of pollution | 3 |

Material specifications

| | |
|--|----------------------|
| Flammability rating according to UL 94 | V0 |
| Seal material | NBR |
| Contact material | CuZn |
| Contact surface material | Ni/Au |
| Contact carrier material | PA 6.6 |
| Material for screw connection | Brass, nickel-plated |
| Outer sheath, material | PUR |

Electrical properties

| | |
|-----------------------|--|
| Contact resistance | $\leq 3 \text{ m}\Omega$ |
| Insulation resistance | $\geq 100 \text{ M}\Omega$ |
| Nominal voltage U_N | 48 V AC |
| | 60 V DC |
| Nominal current I_N | 4 A (Plug/socket in accordance with IEC 61076-2-101, cable technical data is to be observed) |
| Test voltage | 2500 V |

SACCBP-M12FSD-4CON-M16/1,0-931 - Device connector rear mounting



1534591

<https://www.phoenixcontact.com/us/products/1534591>

| | |
|---|-----------------------|
| Transmission medium | Copper |
| Transmission speed | 100 Mbps |
| Transmission characteristics (category) | CAT5 (IEC 11801:2002) |

Connection data

Conductor connection

| | |
|-------------------------|------------------|
| Connection method | Cable connection |
| Contact connection type | Socket |

Connector

Connection 1

| | |
|-------------------|----------|
| Head design | Socket |
| Head cable outlet | straight |
| Head thread type | M12 |
| Coding | D |


Connection 2

| | |
|-------------|----------------|
| Head design | free cable end |
|-------------|----------------|

Cable/line

| | |
|--------------|-----|
| Cable length | 1 m |
|--------------|-----|

Ethernet flexible CAT5, 2-pair [93E]

| | |
|--------------------------------|--|
| Dimensional drawing |  |
| UL AWM Style | 21238 (80 °C / 600 V) |
| Number of positions | 4 |
| Shielded | yes |
| Cable type | Ethernet flexible CAT5, 2-pair [93E] |
| Conductor structure | 2x2xAWG26/7, SF/UTP |
| AWG signal line | 26 |
| Conductor cross section | 2x 2x 0.14 mm ² |
| Wire diameter incl. insulation | 0.95 mm ±0.05 mm |
| External cable diameter | 6.40 mm ±0.2 mm |
| Outer sheath, material | PUR |
| External sheath, color | water blue RAL 5021 |
| Conductor material | Bare Cu litz wires |

SACCBP-M12FSD-4CON-M16/1,0-931 - Device connector rear mounting



1534591

<https://www.phoenixcontact.com/us/products/1534591>

| | |
|---|--|
| Material wire insulation | Foamed PE |
| Single wire, color | white/orange-orange, white/green-green |
| Twisted pairs | 2 cores to the pair |
| Overall twist | Two pairs with two fillers to the core |
| Optical shield covering | 70 % |
| Insulation resistance | $\geq 5 \text{ G}\Omega \cdot \text{km}$ |
| Loop resistance | $\leq 280.00 \text{ }\Omega/\text{km}$ |
| Wave impedance | $100 \text{ }\Omega \pm 5 \text{ }\Omega$ (at 100 MHz) |
| Nominal voltage, cable | $\leq 100 \text{ V}$ |
| Test voltage Core/Core | 2000 V (50 Hz, 1 min.) |
| Test voltage Core/Shield | 2000.00 V (50 Hz, 1 min.) |
| Minimum bending radius, fixed installation | 4 x D |
| Minimum bending radius, flexible installation | 8 x D |
| Smallest bending radius, fixed installation | 26 mm |
| Smallest bending radius, movable installation | 51 mm |
| Halogen-free | according to IEC 60754-1 |
| Flame resistance | according to IEC 60332-1-2 |
| | in accordance with UN ECE-R 118.03 |
| | UL 1581, Section 1060 and UL 2556, Section 9.3 (FT1) |
| | UL 1581, Section 1100 and UL 2556, Section 9.1 (HFT/FT2) |
| Resistance to oil | in accordance with IEC 60811-404 |
| Ambient temperature (operation) | -40 °C ... 80 °C (cable, fixed installation) |
| | -30 °C ... 70 °C (Cable, flexible installation) |

Environmental and real-life conditions

Ambient conditions

| | |
|---|---|
| Degree of protection | IP67 (When plugged in) |
| | IP65 (When plugged in) |
| | IP65/IP67 |
| Ambient temperature (operation) (male connector/female connector) | -25 °C ... 85 °C (Plug / socket) |
| | -40 °C ... 85 °C (without mechanical actuation) |

Standards and regulations

| | |
|--------------------------|------------------------------|
| Standard designation | M12 circular connector |
| Standards/specifications | according to IEC 61076-2-101 |

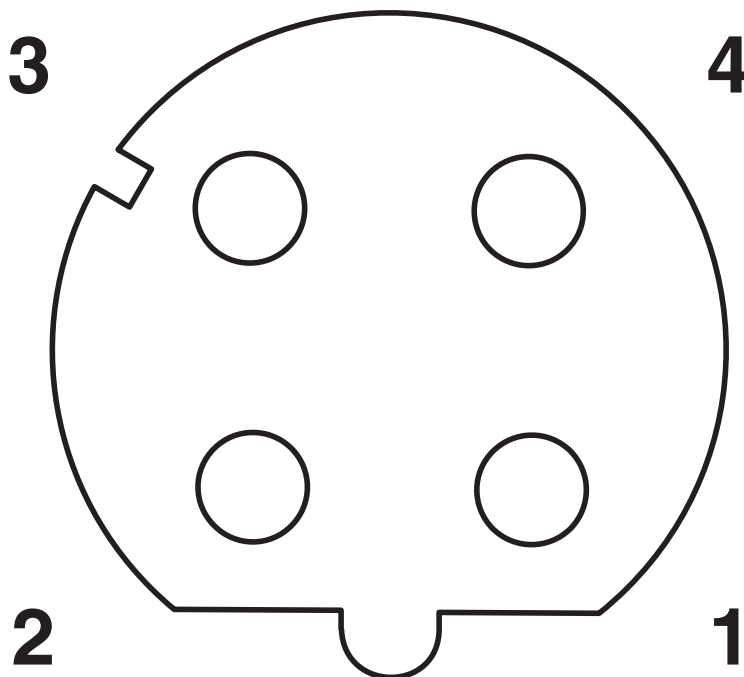
SACCBP-M12FSD-4CON-M16/1,0-931 - Device connector rear mounting

1534591

<https://www.phoenixcontact.com/us/products/1534591>

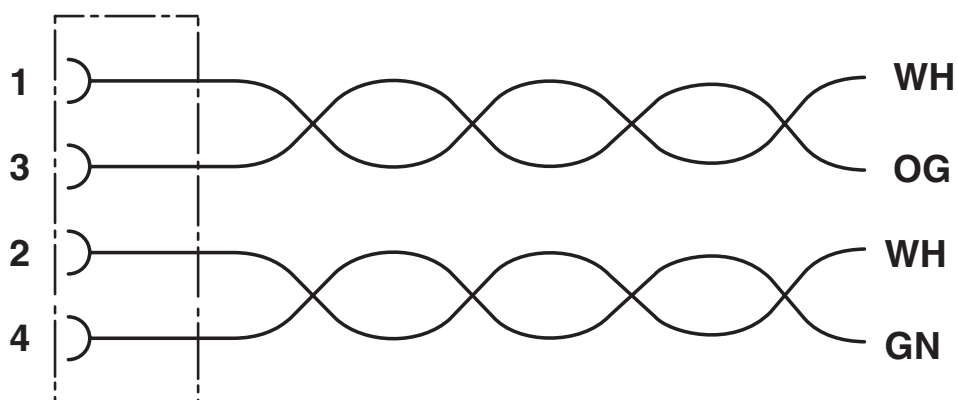
Drawings

Schematic diagram



Pin assignment M12 socket, 4-pos., D-coded, female side

Circuit diagram



Contact assignment of the M12 socket

SACCBP-M12FSD-4CON-M16/1,0-931 - Device connector rear mounting





1534591

<https://www.phoenixcontact.com/us/products/1534591>

Approvals

To download certificates, visit the product detail page: <https://www.phoenixcontact.com/us/products/1534591>

|  cUL Recognized Approval ID: E221474-20220907 | | | | |
|--|-----------------------|-----------------------|-------------------|-----------------------------|
| | Nominal voltage U_N | Nominal current I_N | Cross section AWG | Cross section mm^2 |
| keine | | | | |
| | 30 V | 1.5 A | - | - |

|  UL Recognized Approval ID: E221474-20220907 | | | | |
|---|-----------------------|-----------------------|-------------------|-----------------------------|
| | Nominal voltage U_N | Nominal current I_N | Cross section AWG | Cross section mm^2 |
| keine | | | | |
| | 30 V | 1.5 A | - | - |

SACCBP-M12FSD-4CON-M16/1,0-931 - Device connector rear mounting



1534591

<https://www.phoenixcontact.com/us/products/1534591>

Classifications

ECLASS

| | |
|-------------|----------|
| ECLASS-13.0 | 27440103 |
| ECLASS-15.0 | 27440103 |

ETIM

| | |
|----------|----------|
| ETIM 9.0 | EC003570 |
|----------|----------|

UNSPSC

| | |
|-------------|----------|
| UNSPSC 21.0 | 39121400 |
|-------------|----------|

SACCBP-M12FSD-4CON-M16/1,0-931 - Device connector rear mounting



1534591

<https://www.phoenixcontact.com/us/products/1534591>

Environmental product compliance

EU RoHS

| | |
|---|------|
| Fulfills EU RoHS substance requirements | Yes |
| Exemption | 6(c) |

China RoHS

| | |
|--|---|
| Environment friendly use period (EFUP) | EFUP-50 |
| | An article-related China RoHS declaration table can be found in the download area for the respective article under "Manufacturer declaration". For all articles with EFUP-E, no China RoHS declaration table issued and required. |

EU REACH SVHC

| | |
|-------------------------------------|--------------------------------------|
| REACH candidate substance (CAS No.) | Lead(CAS: n/a) |
| SCIP | 5baf6867-adfa-49c7-9aaa-7389618c7b8e |

Phoenix Contact 2025 © - all rights reserved

<https://www.phoenixcontact.com>

Phoenix Contact USA
586 Fulling Mill Road
Middletown, PA 17057, United States
(+717) 944-1300
info@phoenixcon.com