

AXL E IOL DIO8 M12 3M - Digital module



1480995

<https://www.phoenixcontact.com/us/products/1480995>

Please be informed that the data shown in this PDF document is generated from our online catalog. Please find the complete data in the user documentation. Our general terms of use for downloads are valid.



Axioline E, Digital I/O device, IO-Link ports Class A: 1, connection method: M12 connector, A-coded, connection technology: 3-conductor, Digital inputs: 8, 24 V DC, connection technology: 4-conductor, Digital outputs: 8, 24 V DC, 500 mA, connection technology: 3-conductor, IO-Link, degree of protection: IP65/IP67/IP69

Product description

You can connect this Axioline E device to an IO-Link master via an IO-Link A port. You can use this device to acquire and output digital signals via IO-Link. Use within different networks is possible via the IO-Link master.

Your advantages

- Connection to an IO-Link master with M12 connector (A-coded, 4-pos.)
- Type A port
- IO-Link specification V1.1.3
- Connection of up to 8 inputs/outputs with M12 connectors (A-coded, 5-pos.)
- Diagnostic and status indicators
- Single-channel diagnostics
- Short-circuit and overload protection of the sensor supply
- Device rating plate stored
- IP65/IP67/IP69 degree of protection

Commercial data

Item number	1480995
Packing unit	1 pc
Minimum order quantity	1 pc
Sales key	DR04
Product key	DRI7MF
GTIN	4063151899233
Weight per piece (including packing)	298.8 g
Weight per piece (excluding packing)	281 g
Customs tariff number	85176200
Country of origin	DE

AXL E IOL DIO8 M12 3M - Digital module

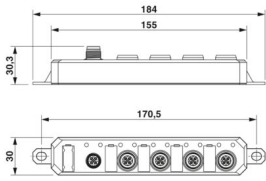


1480995

<https://www.phoenixcontact.com/us/products/1480995>

Technical data

Dimensions

Dimensional drawing	
Width	30 mm
Height	184 mm
Depth	30.3 mm

Notes

Note on application

Note on application	Only for industrial use
---------------------	-------------------------

Material specifications

Housing material	Die-cast zinc
------------------	---------------

Input data

Digital:

Input name	Digital inputs
Description of the input	EN 61131-2 types 1 and 3
Number of inputs	8
Cable length	max. 30 m (to the sensor)
Connection method	M12 connector, A-coded
Note on the connection method	Push-pull fast connection according to IEC 61076-2-010 or screw connection according to IEC 61076-2-101
Connection technology	4-conductor
Input voltage range "0" signal	-3 V ... 5 V DC
Input voltage range "1" signal	11 V DC ... 30 V DC
Nominal input voltage U_{IN}	24 V DC
Nominal input current at U_{IN}	typ. 2.5 mA
Input filter time	1 ms
Protective circuit	Reverse polarity protection; yes
	Short-circuit protection; yes
	Overload protection; yes

IO-Link

Number of ports	1
Connection method	M12 connector, A-coded
Note on the connection method	Push-pull fast connection according to IEC 61076-2-010 or screw connection according to IEC 61076-2-101

AXL E IOL DIO8 M12 3M - Digital module



1480995

<https://www.phoenixcontact.com/us/products/1480995>

Connection technology	3-conductor
Port type	Class A
Specification	V1.1.3
Reverse polarity protection	yes
Transmission speed	230.4 kbps (COM3)
Cycle Time	1 ms
Amount of process data	3 Byte (Input data)
	1 Byte (Output data)

Output data

Digital:

Output name	Digital outputs
Connection method	M12 connector, A-coded
Note on the connection method	Push-pull fast connection according to IEC 61076-2-010 or screw connection according to IEC 61076-2-101
Connection technology	3-conductor
Number of outputs	8
Protective circuit	Overload protection; yes
	Short-circuit protection; yes
Output voltage	24 V DC
Output current	max. 500 mA (per output)
Nominal output voltage	24 V DC
Output voltage when switched off	max. 1 V
Output current when switched off	max. 300 µA
Nominal load, inductive	12 VA (1.2 H, 48 Ω, with nominal voltage)
Switching frequency	max. 1 per second (with inductive load)
Reverse voltage resistance to short pulses	no
Behavior with overload	Shutdown with automatic restart
Behavior with inductive overload	Output can be destroyed
Signal delay	max. 100 µs (when switched on)
	max. 100 µs (when switched off, with at least 50 mA load current)
Overcurrent shut-down	as of 700 mA
Output current with ground connection interrupt when switched off	< 1 mA

Product properties

Product type	I/O component
Product family	Axioline E
Type	Stand-alone
Special properties	IO-Link

Insulation characteristics

Pollution degree	2 (IEC 60664-1, EN 60664-1)
------------------	-----------------------------

Electrical properties

AXL E IOL DIO8 M12 3M - Digital module



1480995

<https://www.phoenixcontact.com/us/products/1480995>

Supply: IO-Link

Designation	IO-Link port supply (L+)
Nominal voltage for I/O supply	24 V DC (Provided via the IO-Link interface of the IO-Link master.)
Supply voltage range	18 V DC ... 30 V DC (including all tolerances, including ripple)
Nominal current per device	typ. 30 mA
Current consumption	max. 4 A (device dependent; observe the current of the IO-Link master that is made available via L+)
Protective circuit	Reverse polarity protection; yes

Supply: Sensors

Designation	Supply of the sensors (from L+)
Current consumption	max. 800 mA (per port) max. 800 mA (device dependent; observe the current of the IO-Link master that is made available via L+)

Supply: Actuators

Designation	Supply of the actuators (from L+)
Connection method	M12 connector, A-coded
Note on the connection method	Push-pull fast connection according to IEC 61076-2-010 or screw connection according to IEC 61076-2-101
Number of positions	5
Supply voltage	24 V DC (Nominal voltage)
Supply voltage range	18 V DC ... 30 V DC (including all tolerances, including ripple)
Current consumption	max. 4 A (device dependent; observe the current of the IO-Link master that is made available via L+)

Electrical isolation/isolation of the voltage ranges

Test voltage: 24 V supply L+ (IO-Link)/functional ground	500 V AC, 50 Hz, 1 min
--	------------------------

Connection data

Connection method	M12 connector
Tightening torque	0.4 Nm

Environmental and real-life conditions

Ambient conditions

Ambient temperature (operation)	-25 °C ... 70 °C
Degree of protection	IP65/IP67/IP69
Air pressure (operation)	70 kPa ... 106 kPa (up to 3000 m above sea level)
Air pressure (storage/transport)	70 kPa ... 106 kPa (up to 3000 m above sea level)
Ambient temperature (storage/transport)	-25 °C ... 85 °C
Permissible humidity (operation)	5 % ... 95 %
Permissible humidity (storage/transport)	5 % ... 95 %

Test (noxious gas)

Test standard	IEC 60068-2-60:2015 Method 4
---------------	------------------------------

AXL E IOL DIO8 M12 3M - Digital module



1480995

<https://www.phoenixcontact.com/us/products/1480995>

Temperature	25 °C ±1 K
Humidity (relative)	75 % ±3 %
Test duration	14 Days
Volume concentration H ₂ S (Hydrogen sulfide)	10 ppb ±5 ppb
Volume concentration NO ₂ (Nitrogen dioxide)	200 ppb ±20 ppb
Volume concentration Cl ₂ (Chlorine)	10 ppb ±5 ppb
Volume concentration SO ₂ (Sulfur dioxide)	200 ppb ±20 ppb

Test (Salt spray)

Test standard	DIN EN 60068-2-52
Number of cycles	4
Test steps per cycle	2
Test duration (Total)	168 h
Test step (Salt mist)	2 h with 5 % ±0.5 % NaCl, pH value 6.5...7.2 for 35 °C ±2 K
Test step (Humidity)	166 h with 93 % ±3 % Humidity for 40 °C ±2 K

Standards and regulations

Protection class	III (IEC 61140, EN 61140, VDE 0140-1)
------------------	---------------------------------------

Mounting

Mounting type	Panel mounting
	Mounting panel

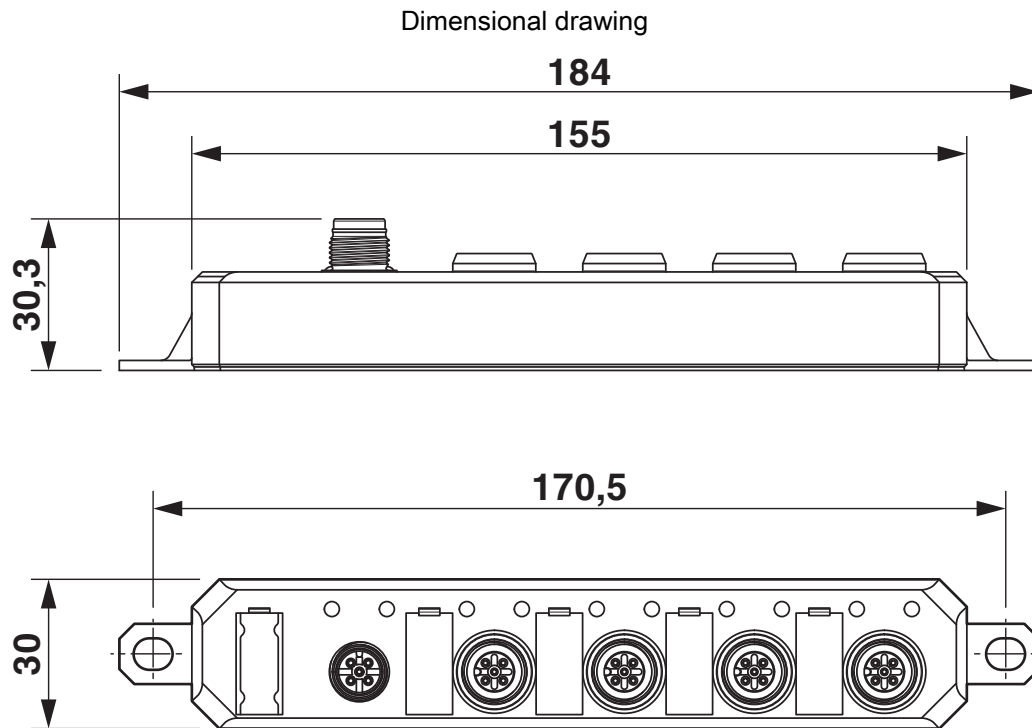
AXL E IOL DIO8 M12 3M - Digital module

1480995

<https://www.phoenixcontact.com/us/products/1480995>



Drawings

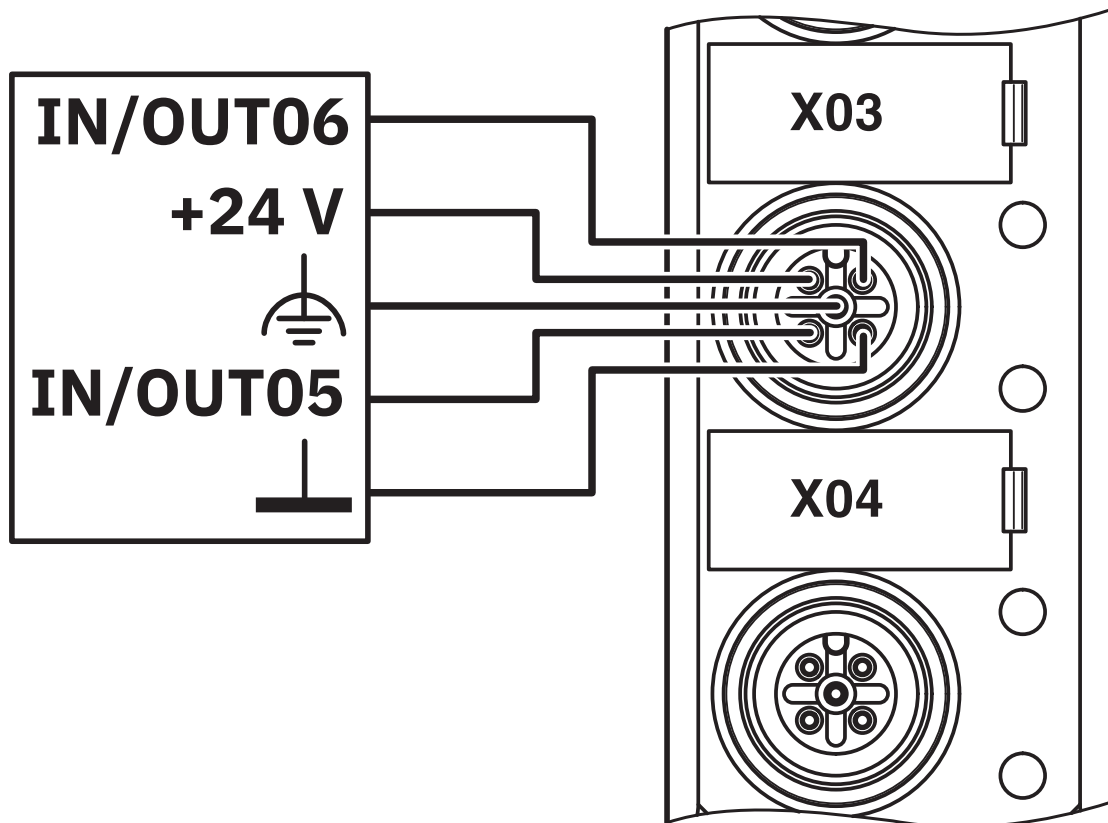


Dimensions (in mm)

1480995

<https://www.phoenixcontact.com/us/products/1480995>

Connection diagram



Connection example

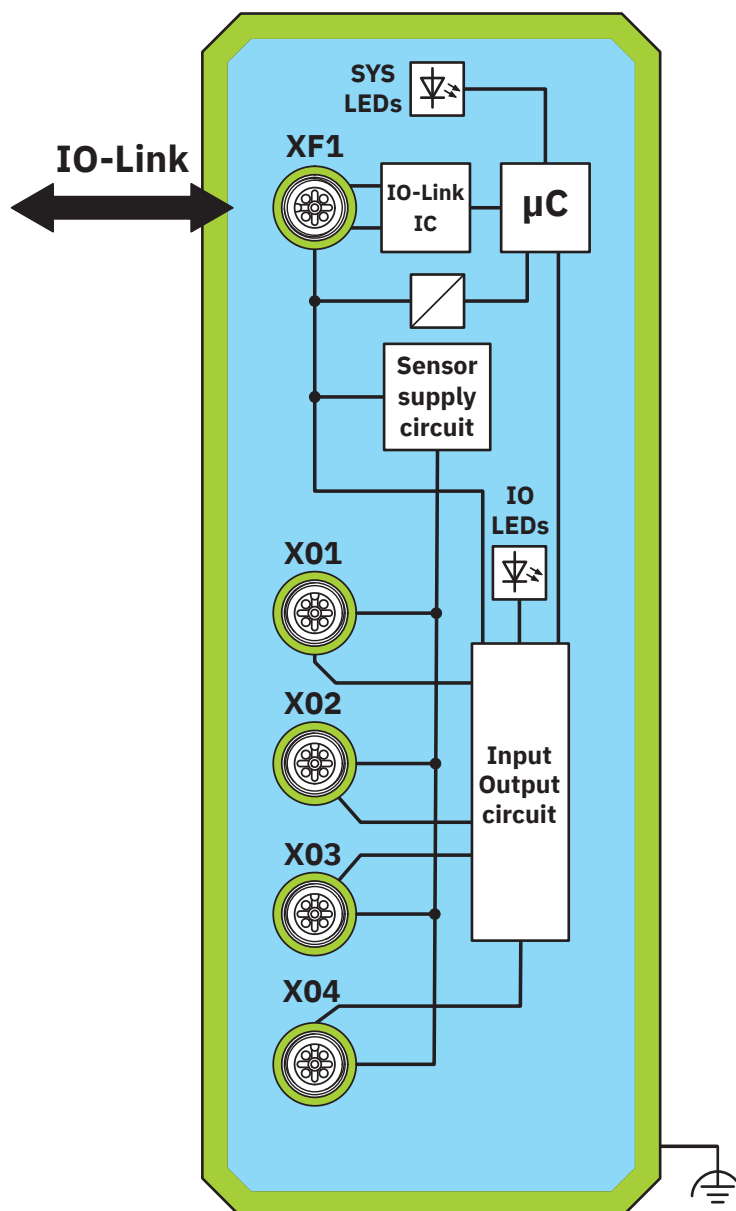
AXL E IOL DIO8 M12 3M - Digital module

1480995

<https://www.phoenixcontact.com/us/products/1480995>



Block diagram



Basic circuit diagram

AXL E IOL DIO8 M12 3M - Digital module



1480995

<https://www.phoenixcontact.com/us/products/1480995>

Classifications

ECLASS

ECLASS-13.0	27242604
ECLASS-15.0	27242604

ETIM

ETIM 9.0	EC001599
----------	----------

Environmental product compliance

EU RoHS	
Fulfills EU RoHS substance requirements	Yes
Exemption	7(a), 7(c)-I
China RoHS	
Environment friendly use period (EFUP)	EFUP-50
	An article-related China RoHS declaration table can be found in the download area for the respective article under "Manufacturer declaration". For all articles with EFUP-E, no China RoHS declaration table issued and required.
EU REACH SVHC	
REACH candidate substance (CAS No.)	Lead(CAS: n/a)