

# HC-B06-I-PT-CI-F - Contact insert



1350024

<https://www.phoenixcontact.com/us/products/1350024>

Please be informed that the data shown in this PDF document is generated from our online catalog. Please find the complete data in the user documentation. Our general terms of use for downloads are valid.



Contact insert, number of positions: 6+2 PE, size: B6, number of connections per position: 1, Socket, Push-in connection, 500 V, 16 A, 0.14 mm<sup>2</sup> ... 2.5 mm<sup>2</sup>, application: Power, tool-free Click-in mounting

## Your advantages

- Significant time savings and improved handling: Consistent and easy tool-free installation and mounting with Push-in connection technology and innovative Click-in latching
- Tool-free installation and mounting of the PE connection with Push-in connection technology
- Shortest installation time compared to other connection technologies
- Quick and effortless wiring, in particular when space is tight
- Secure installation: Audible and tangible latching of the contact inserts in the connector housing
- Reliable connection: The Click-in contact insert latches into the housing creating a shock- and vibration-resistant connection in accordance with DIN EN 61373
- Easy integration: Click-in contact inserts fit in all plastic and metal housings of the HEAVYCON STANDARD and EVO series
- Automatic cabling with robots possible
- Safe wiring and operation with color-coded actuators
- Cost-effective and fast coding with plastic profiles
- Test pick-off for 2 mm test plug
- Shock and vibration-resistant in accordance with DIN EN 61373

## Commercial data

Item number	1350024
Packing unit	1 pc
Minimum order quantity	1 pc
Sales key	BF61
Product key	AF7ABC
GTIN	4063151668938
Weight per piece (including packing)	50.02 g
Weight per piece (excluding packing)	50.8 g
Customs tariff number	85366990
Country of origin	CN

# HC-B06-I-PT-CI-F - Contact insert



1350024

<https://www.phoenixcontact.com/us/products/1350024>

## Technical data

### Notes

General	only use flexible conductors with ferrules
General	Connectors may be operated only when there is no load/voltage.

### Mounting

Mounting type	tool-free snap-in
Assembly note	To ensure correct use, installation in housing with IP54 protection or better is required
	tool-free snap-in into all plastic and metal housings of the HEAVYCON STANDARD and EVO series, and into metal housings of the HEAVYCON ADVANCED series

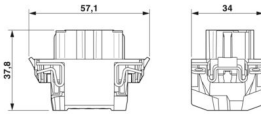
### Product properties

Product type	Contact insert with a fixed no. of positions
Series	HC-B
Application	Power
Type	B6
Number of positions	6
Connection profile	6+2 PE
Contact numbering	1 - 6
Number of connections per position	1
Contact material type	rolled

### Insulation characteristics

Overvoltage category	III
Degree of pollution	3

### Dimensions

Dimensional drawing	
Width	34 mm
Height	37 mm
Length	50.5 mm
Drill hole distance, horizontal	44 mm
Drill hole distance, vertical	27 mm

### Mechanical characteristics

Contact diameter	2.5 mm
------------------	--------

### Connection data

# HC-B06-I-PT-CI-F - Contact insert



1350024

<https://www.phoenixcontact.com/us/products/1350024>

## Connection technology

Connection technology	Push-in connection
Number of connections per position	1

## Conductor connection

Conductor cross section	0.14 mm <sup>2</sup> ... 2.5 mm <sup>2</sup>
Connection cross section AWG	26 ... 14
Stripping length	8 mm ... 10 mm

## Electrical properties

Rated voltage (III/3)	500 V
Rated surge voltage	6 kV
Rated current	16 A (power contacts)

## Mechanical properties

### Mechanical data

Insertion/withdrawal cycles	≥ 500
-----------------------------	-------

## Material specifications

Flammability rating according to UL 94	V0
Contact material	Copper alloy
Contact surface material	Ag/Sn (tarnish protection)
Contact carrier material	PC
Standards/regulations	PC

## Environmental and real-life conditions

### Ambient conditions

Ambient temperature (operation)	-40 °C ... 125 °C (including heating up of contacts)
---------------------------------	--

## Standards and regulations

### Testing

Standards/regulations	PC: Fire protection in rail vehicles - requirement sets R22, R23, and R24 acc. to DIN EN 45545-2 (Risk level HL1 - HL3)
-----------------------	---

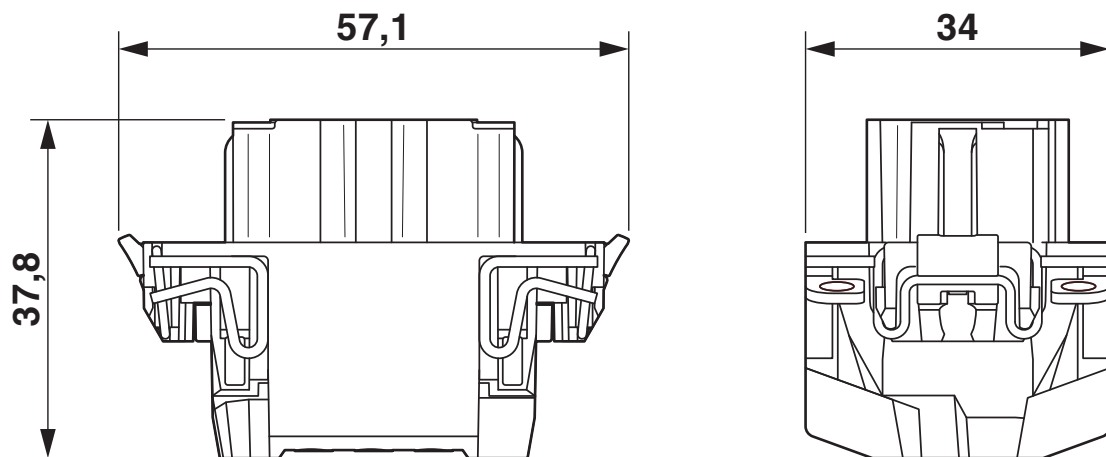
# HC-B06-I-PT-CI-F - Contact insert

1350024

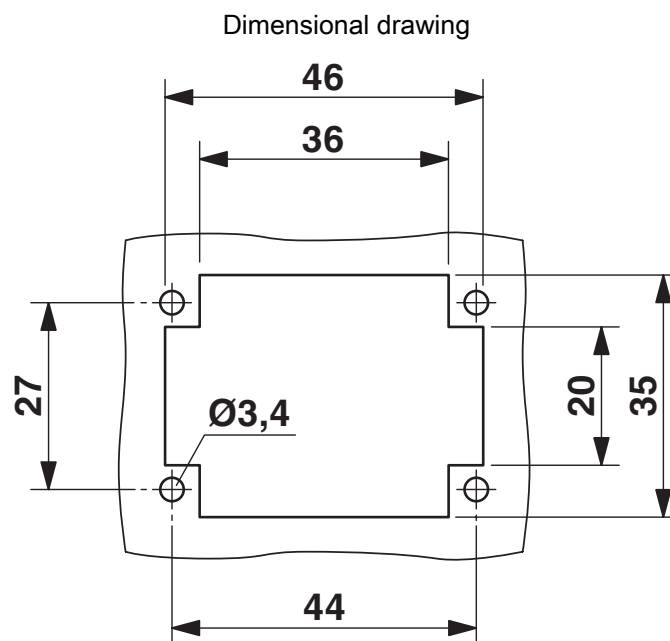
<https://www.phoenixcontact.com/us/products/1350024>

## Drawings

Dimensional drawing



Dimensional drawing



Mounting cutout when used without housing

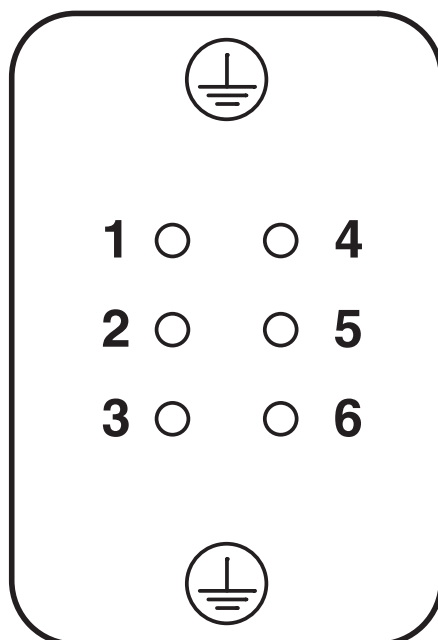
# HC-B06-I-PT-CI-F - Contact insert

1350024

<https://www.phoenixcontact.com/us/products/1350024>

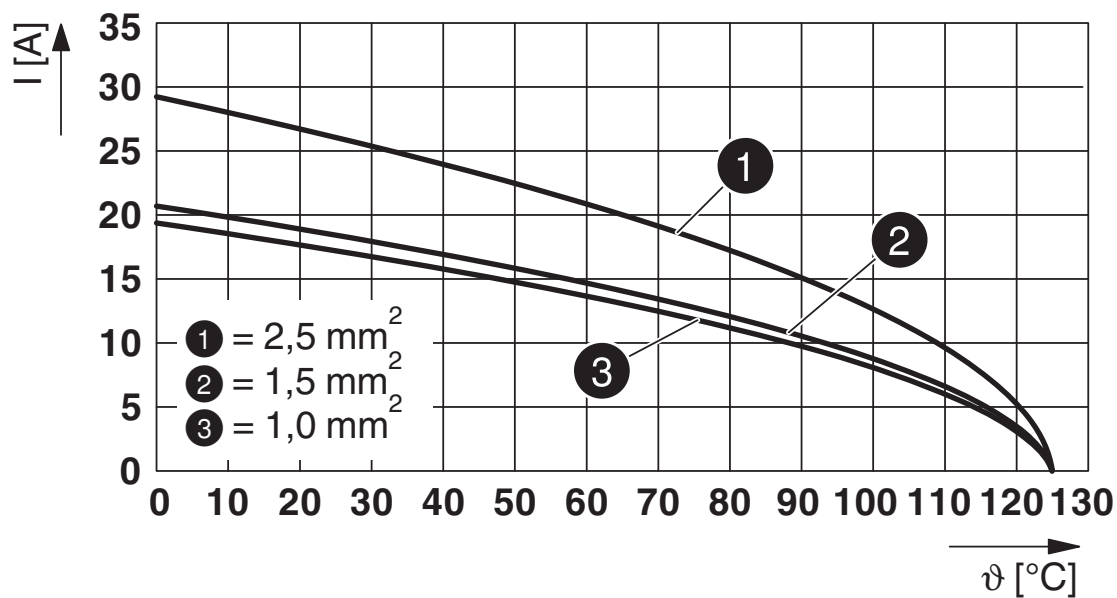


Schematic diagram



Connector pin assignment, connection side

Diagram



Derating diagram

# HC-B06-I-PT-CI-F - Contact insert




1350024

<https://www.phoenixcontact.com/us/products/1350024>

## Approvals

To download certificates, visit the product detail page: <https://www.phoenixcontact.com/us/products/1350024>

 <b>cULus Recognized</b> Approval ID: E468743				
	Nominal voltage $U_N$	Nominal current $I_N$	Cross section AWG	Cross section $\text{mm}^2$
keine				
	600 V	13 A	- 14	-

# HC-B06-I-PT-CI-F - Contact insert



1350024

<https://www.phoenixcontact.com/us/products/1350024>

## Classifications

### ECLASS

ECLASS-13.0	27440205
ECLASS-15.0	27440205

### ETIM

ETIM 9.0	EC000438
----------	----------

### UNSPSC

UNSPSC 21.0	39121500
-------------	----------

# HC-B06-I-PT-CI-F - Contact insert



1350024

<https://www.phoenixcontact.com/us/products/1350024>

## Environmental product compliance

EU RoHS	
Fulfills EU RoHS substance requirements	Yes, No exemptions
China RoHS	
Environment friendly use period (EFUP)	EFUP-E
	No hazardous substances above the limits
EU REACH SVHC	
REACH candidate substance (CAS No.)	No substance above 0.1 wt%

Phoenix Contact 2025 © - all rights reserved  
<https://www.phoenixcontact.com>

Phoenix Contact USA  
586 Fulling Mill Road  
Middletown, PA 17057, United States  
(+717) 944-1300  
[info@phoenixcon.com](mailto:info@phoenixcon.com)