

# SH-8EPC58AH000S - Device connector rear mounting



1627205

<https://www.phoenixcontact.com/us/products/1627205>

Please be informed that the data shown in this PDF document is generated from our online catalog. Please find the complete data in the user documentation. Our general terms of use for downloads are valid.



M23, Device connector rear mounting, series: SH, straight, shielded: yes, for standard and SPEEDCON interlock, No. of pos.: 4+4+4+PE / 3+N+PE, contact connection type: Pin, Crimp connection, Panel thickness min.: 1.5 mm, Panel thickness max.: 5 mm

## Your advantages

- Transmission of signals, data, and power in just a single connector
- CAT5 data interface for up to 100 Mbps
- Reduced connection time with optional SPEEDCON fast locking system
- Safe use in the field, thanks to high degree of protection
- Consistent EMC protection for reliable connection solutions in the industrial environment

## Commercial data

Item number	1627205
Packing unit	1 pc
Minimum order quantity	1 pc
Sales key	AB33
Product key	ABRCDR
GTIN	4055626408200
Weight per piece (including packing)	78.7 g
Weight per piece (excluding packing)	58.283 g
Customs tariff number	85366990
Country of origin	DE

## Technical data

### Notes

Order information:	Crimp contacts, 4x Ø 0.8 mm, 4x Ø 1 mm, 5x Ø 2 mm, order separately
--------------------	---

### Safety note

Safety note	WARNING: The connectors may not be plugged in or disconnected under load. Ignoring the warning or improper use may damage persons and/or property.
	• WARNING: Commission properly functioning products only. The products must be regularly inspected for damage. Decommission defective products immediately. Replace damaged products. Repairs are not possible.
	• WARNING: Only electrically qualified personnel may install and operate the product. They must observe the following safety notes. The qualified personnel must be familiar with the basics of electrical engineering. They must be able to recognize and prevent danger. The relevant symbol on the packaging indicates that only personnel familiar with electrical engineering are allowed to install and operate the product.
	• The products are suitable for applications in plant, controller, and electrical device engineering.
	• When operating the connectors in outdoor applications, they must be separately protected against environmental influences.
	• Assembled products may not be manipulated or improperly opened.
	• Only use mating connectors that are specified in the technical data of the standards listed (e.g. the ones listed in the product accessories online at <a href="https://www.phoenixcontact.com/products">phoenixcontact.com/products</a> ).
	• When using the product in direct connection with third-party manufacturers, the user is responsible.
	• For operating voltages > 50 V AC, conductive connector housings must be grounded
	• Ensure that the protective or functional ground has been properly connected.
	• VDE 0100/1.97 § 411.1.3.2 and DIN EN 60 204/11.98 § 14.1.3 are applicable when combining several circuits in a cable and/or connector
	• Only use tools recommended by Phoenix Contact
	• The installation notes/Design In documents online on the download page at <a href="https://www.phoenixcontact.com/products">phoenixcontact.com/products</a> must be observed for this product.
	• Operate the connector only when it is fully plugged in and interlocked.
	• Ensure that when laying the cable, the tensile load on the connectors does not exceed the upper limit specified in the standards.
	• Observe the minimum bending radius of the cable. Lay the cable without twisting it.
	• The connector warms up in normal operation. Depending on the ambient conditions, the surface of the connector can continue to

# SH-8EPC58AH000S - Device connector rear mounting



1627205

<https://www.phoenixcontact.com/us/products/1627205>

warm up. In this case, the user is responsible for posting warnings (e.g. DIN EN ISO 13732-1:2008-12).

## Product properties

Product type	Circular connectors (device side)
Series	SH
Application	Hybrid

## Material specifications

Flammability rating according to UL 94	V0
--	----

## Mechanical properties

### Mechanical data

Insertion/withdrawal cycles	100
-----------------------------	-----

## Connector

### Connection 1

Head design	Pin
-------------	-----

### Insulating body

Note	Order information: Crimp contacts, 4x Ø 0.8 mm, 4x Ø 1 mm, 5x Ø 2 mm, order separately
Protection against electric shock	IEC 61984 and VDE 0623
Data rate	100 Mbps
Material (Insulating body)	PA 6.6
Material (Contact)	CuZn
Material (Contact surface)	Ni/Au
Flammability rating according to UL 94	V0
Insertion/withdrawal cycles	100
Connection method	Crimp connection
Contact switching type	Pin
Application	Hybrid
Number of positions	13
Connection profile	4+4+4+PE / 3+N+PE
Installation height	2000 m (4000 m at 300 V system voltage in accordance with DIN EN 60664-1)
Number Contact (Power contacts)	5
Diameter Contact (Power contacts)	2 mm
Litz wire cross-section min. Contact (Power contacts)	0.25 mm <sup>2</sup>
Litz wire cross-section max. Contact (Power contacts)	4 mm <sup>2</sup>
Rated current Contact (Power contacts)	30 A (for max. connection cross section)
Rated voltage Contact (Power contacts)	630 V AC (Overvoltage category III/3) 850 V DC (Overvoltage category II/3)
Rated surge voltage	6 kV
Overvoltage category	III

# SH-8EPC58AH000S - Device connector rear mounting



1627205

<https://www.phoenixcontact.com/us/products/1627205>

Degree of pollution	3
Number Contact (Data contacts)	4
Diameter Contact (Data contacts)	0.8 mm
Litz wire cross-section min. Contact (Data contacts)	0.08 mm <sup>2</sup>
Litz wire cross-section max. Contact (Data contacts)	0.5 mm <sup>2</sup>
Rated current Contact (Data contacts)	3.6 A (for max. connection cross section)
Rated voltage Contact (Data contacts)	50 V
Rated surge voltage	1.5 kV
Overvoltage category	II, III
Degree of pollution	3
Number Contact (Contact group 3)	4
Diameter Contact (Contact group 3)	1 mm
Litz wire cross-section min. Contact (Contact group 3)	0.06 mm <sup>2</sup>
Litz wire cross-section max. Contact (Contact group 3)	1 mm <sup>2</sup>
Rated current Contact (Contact group 3)	8 A (for max. connection cross section)
Rated voltage Contact (Contact group 3)	50 V (Contact 1 ... 4)
Rated surge voltage	1.5 kV
Overvoltage category	III
Degree of pollution	3

## Housing

Type	Feed-through header
Thread type	M23
Design	straight
Type of locking	for standard and SPEEDCON interlock
Mounting type	Rear mounting (M26)
Assembly note	Central fastening
Housing material	CuZn
Degree of protection (plugged in)	IP67

## Environmental and real-life conditions

### Ambient conditions

Ambient temperature (operation)	-40 °C ... 115 °C (see derating curve)
Altitude	2000 m
Permissible humidity (storage/transport)	50 % ... 65 %

# SH-8EPC58AH000S - Device connector rear mounting

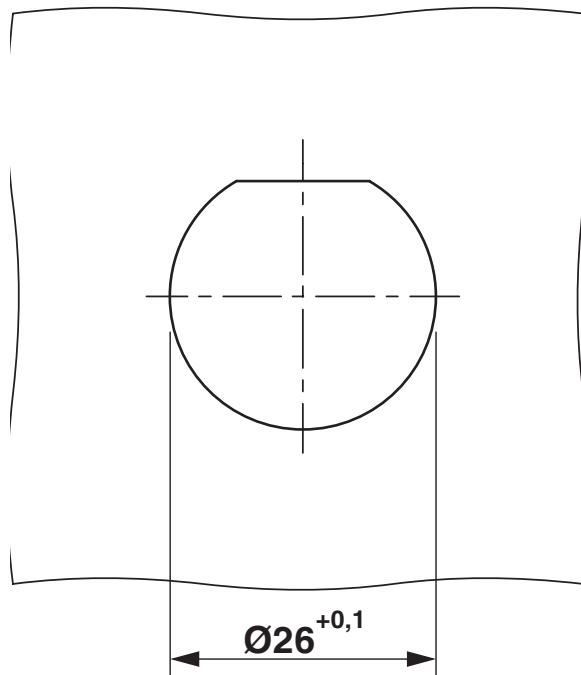


1627205

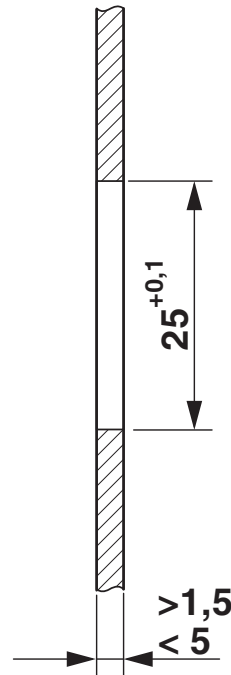
<https://www.phoenixcontact.com/us/products/1627205>

## Drawings

Dimensional drawing



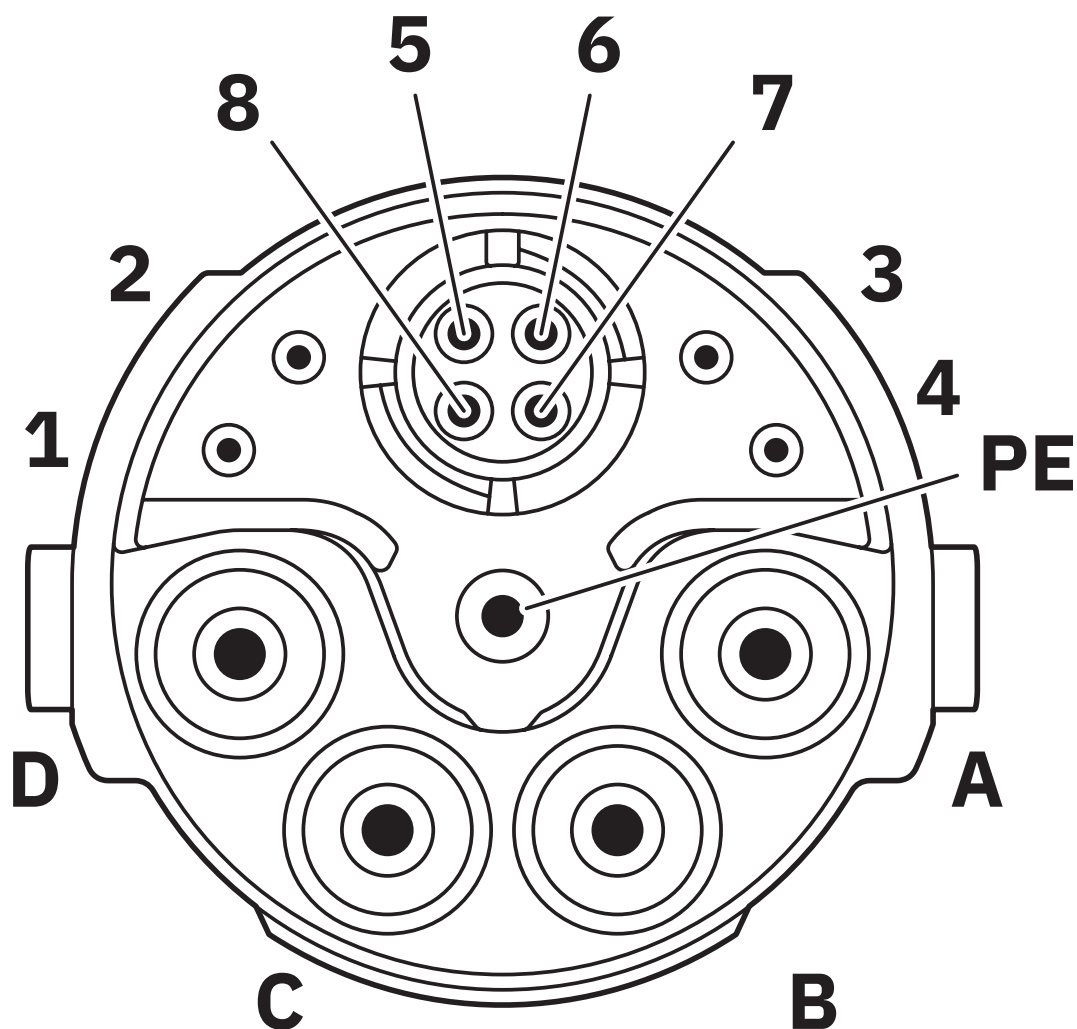
Installation dimensions



1627205

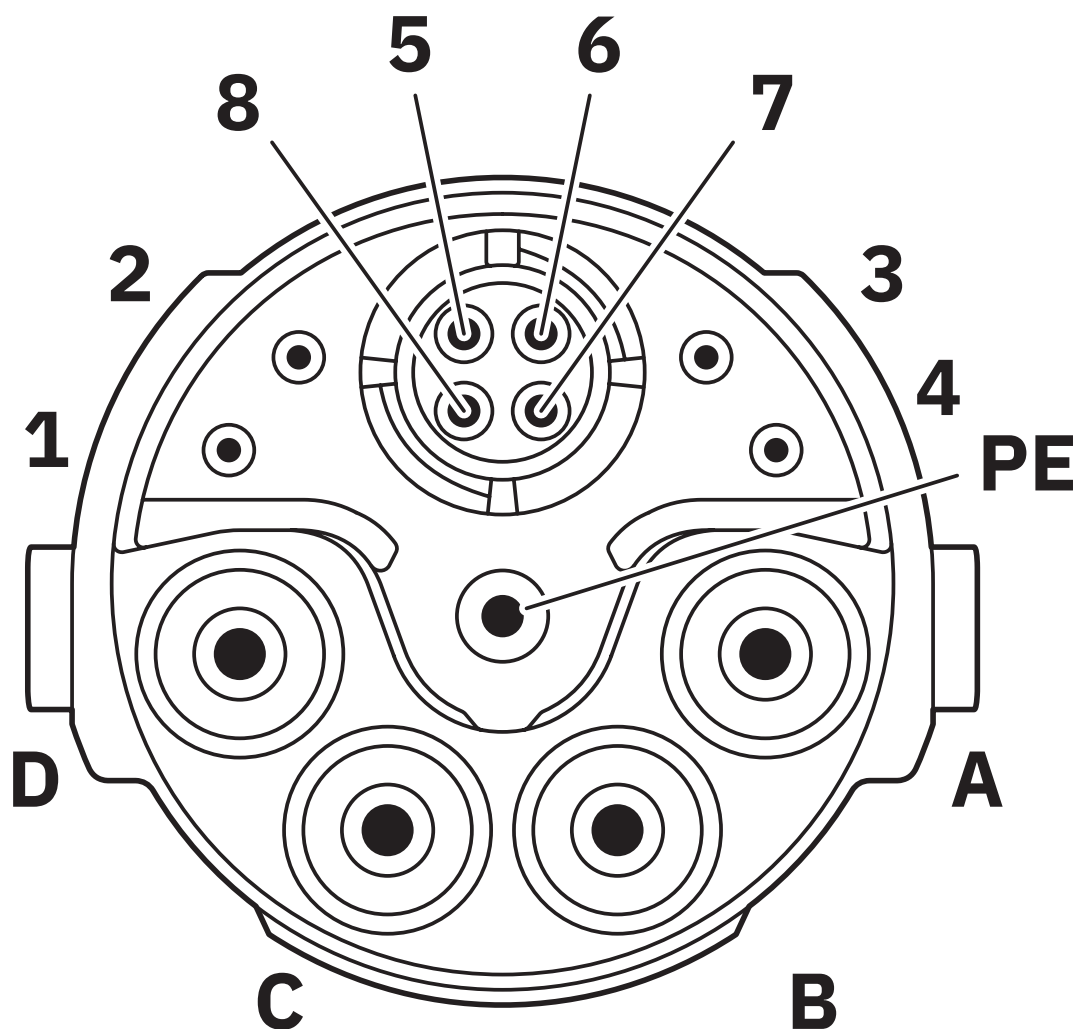
<https://www.phoenixcontact.com/us/products/1627205>

Schematic diagram

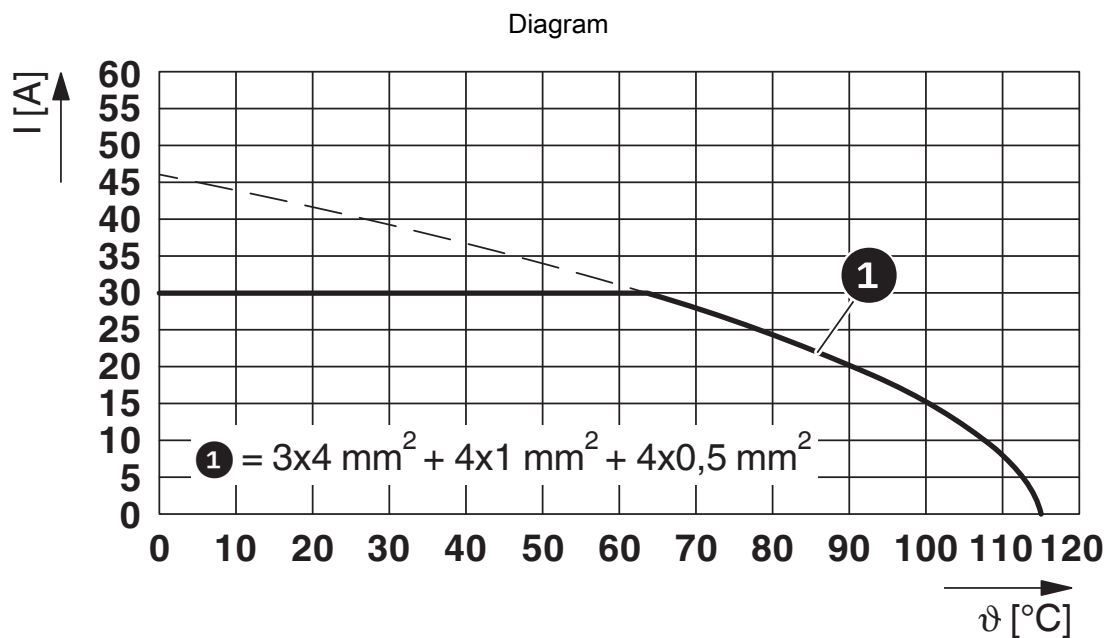


Pin assignment of pin, CAT5

Schematic diagram



Pin assignment of pin, CAT5



$I$  = current strength,  $\vartheta$  = ambient temperature, power contacts A-C: 3 x up to 30 A, signal contacts: 4 x 2 A constant, data contacts: 4 x 1 A constant



# SH-8EPC58AH000S - Device connector rear mounting



1627205

<https://www.phoenixcontact.com/us/products/1627205>

## Classifications

### ECLASS

ECLASS-13.0	27440109
ECLASS-15.0	27440109

### ETIM

ETIM 9.0	EC003569
----------	----------

### UNSPSC

UNSPSC 21.0	39121400
-------------	----------

# SH-8EPC58AH000S - Device connector rear mounting



1627205

<https://www.phoenixcontact.com/us/products/1627205>

## Environmental product compliance

### EU RoHS

Fulfills EU RoHS substance requirements	Yes, No exemptions
---	--------------------

### China RoHS

Environment friendly use period (EFUP)	EFUP-E
	No hazardous substances above the limits

### EU REACH SVHC

REACH candidate substance (CAS No.)	No substance above 0.1 wt%
-------------------------------------	----------------------------

Phoenix Contact 2025 © - all rights reserved  
<https://www.phoenixcontact.com>

Phoenix Contact USA  
586 Fulling Mill Road  
Middletown, PA 17057, United States  
(+717) 944-1300  
[info@phoenixcon.com](mailto:info@phoenixcon.com)