


MSTBW 2,5/ 3-G BU - PCB header



1965672

<https://www.phoenixcontact.com/us/products/1965672>

Please be informed that the data shown in this PDF document is generated from our online catalog. Please find the complete data in the user documentation. Our general terms of use for downloads are valid.



PCB headers, nominal cross section: 2.5 mm², color: blue, nominal current: 12 A, contact surface: Sn, contact connection type: Pin, number of potentials: 3, number of rows: 1, number of positions: 3, number of connections: 3, product range: MSTBW 2,5/-G, pitch: 5 mm, mounting: Wave soldering, pin layout: Linear pinning, solder pin [P]: 3.5 mm, number of solder pins per potential: 1, plug-in system: COMBICON MSTB 2,5, Pin connector pattern alignment: Standard, locking: without, mounting method: without, type of packaging: packed in cardboard

Your advantages

- Maximum flexibility when it comes to device design – one header for connectors with different connection technologies
- Well-known mounting principle allows worldwide use
- Stand-offs enable the PCB to be cleaned or sealed

Commercial data

Item number	1965672
Packing unit	50 pc
Minimum order quantity	50 pc
Note	Made to order (non-returnable)
Sales key	AA03
Product key	AACSGL
GTIN	4017918910761
Weight per piece (including packing)	1.431 g
Weight per piece (excluding packing)	1.138 g
Customs tariff number	85366930
Country of origin	IN

MSTBW 2,5/ 3-G BU - PCB header



1965672

<https://www.phoenixcontact.com/us/products/1965672>

Technical data

Product properties

Product type	PCB headers
Product family	MSTBW 2,5/..-G
Product line	COMBICON Connectors M
Number of positions	3
Pitch	5 mm
Number of connections	3
Number of rows	1
Number of potentials	3
Mounting flange	without
Pin layout	Linear pinning
Solder pins per potential	1

Electrical properties

Properties

Nominal current I_N	12 A
-----------------------	------

Mounting

Mounting type	Wave soldering
Pin layout	Linear pinning

Material specifications

Material data - contact

Note	WEEE/RoHS-compliant, free of whiskers according to IEC 60068-2-82/JEDEC JESD 201
Contact material	Cu alloy
Surface characteristics	Tin-plated
Metal surface contact area (top layer)	Tin (5 - 7 μm Sn)
Metal surface contact area (middle layer)	Nickel (2 - 3 μm Ni)
Metal surface soldering area (top layer)	Tin (5 - 7 μm Sn)
Metal surface soldering area (middle layer)	Nickel (2 - 3 μm Ni)

Material data - housing

Color (Housing)	blue (5015)
Insulating material	PA
Insulating material group	I
CTI according to IEC 60112	600
Flammability rating according to UL 94	V0
Glow wire flammability index GWFI according to EN 60695-2-12	850
Glow wire ignition temperature GWIT according to EN 60695-2-13	775

MSTBW 2,5/ 3-G BU - PCB header



1965672

<https://www.phoenixcontact.com/us/products/1965672>

Temperature for the ball pressure test according to EN 60695-10-2

125 °C

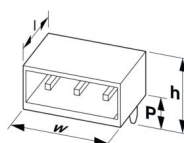
Notes

Notes on operation

In accordance with IEC 61984, COMBICON connectors have no switching power (COC). During designated use, they must not be plugged in or disconnected when carrying voltage or under load.
--

Dimensions

Dimensional drawing



Pitch

5 mm

Width [w]

15 mm

Height [h]

15.95 mm

Length [l]

12 mm

Installed height

12.45 mm

Solder pin length [P]

3.5 mm

Pin dimensions

11 mm

PCB design

Hole diameter

1.4 mm

Environmental and real-life conditions

Ambient conditions

Ambient temperature (operation)

-40 °C ... 100 °C (dependent on the derating curve)

Ambient temperature (storage/transport)

-40 °C ... 70 °C

Relative humidity (storage/transport)

30 % ... 70 %

Ambient temperature (assembly)

-5 °C ... 100 °C

Packaging specifications

Type of packaging

packed in cardboard

MSTBW 2,5/ 3-G BU - PCB header





1965672


<https://www.phoenixcontact.com/us/products/1965672>

Approvals

To download certificates, visit the product detail page: <https://www.phoenixcontact.com/us/products/1965672>

 CSA Approval ID: 13631-2585951				
	Nominal voltage U_N	Nominal current I_N	Cross section AWG	Cross section mm^2
Use group B	300 V	15 A	-	-
Use group D	300 V	10 A	-	-

 cULus Recognized Approval ID: E60425-19931011				
	Nominal voltage U_N	Nominal current I_N	Cross section AWG	Cross section mm^2
Use group B	300 V	15 A	-	-
Use group D	300 V	10 A	-	-

 VDE approval of drawings Approval ID: 40050648				
	Nominal voltage U_N	Nominal current I_N	Cross section AWG	Cross section mm^2
	250 V	12 A	-	-

MSTBW 2,5/ 3-G BU - PCB header



1965672

<https://www.phoenixcontact.com/us/products/1965672>

Classifications

ECLASS

ECLASS-13.0	27460201
-------------	----------

ETIM

ETIM 9.0	EC002637
----------	----------

UNSPSC

UNSPSC 21.0	39121400
-------------	----------

MSTBW 2,5/ 3-G BU - PCB header



1965672

<https://www.phoenixcontact.com/us/products/1965672>

Environmental product compliance

EU RoHS

Fulfills EU RoHS substance requirements	Yes, No exemptions
---	--------------------

China RoHS

Environment friendly use period (EFUP)	EFUP-E
	No hazardous substances above the limits

EU REACH SVHC

REACH candidate substance (CAS No.)	No substance above 0.1 wt%
-------------------------------------	----------------------------

EF3.0 Climate Change

CO2e kg	0.029 kg CO2e
---------	---------------

Phoenix Contact 2025 © - all rights reserved
<https://www.phoenixcontact.com>

Phoenix Contact USA
586 Fulling Mill Road
Middletown, PA 17057, United States
(+717) 944-1300
info@phoenixcon.com