

EV-T1G3C-1AC20A-4,0M2,5EHBK01 - AC charging cable



1627345

<https://www.phoenixcontact.com/us/products/1627345>

Please be informed that the data shown in this PDF document is generated from our online catalog. Please find the complete data in the user documentation. Our general terms of use for downloads are valid.



CHARX connect comfort, Type 1, AC charging cable, 20 A permanent, 250 V AC, with vehicle charging connector and open cable end, cable: 4 m, black, spiraled, with protective cap, housing: black, gray, PHOENIX CONTACT logo, IEC 62196-2, SAE J1772, for charging electric vehicles (EV) with alternating current (AC) via type 1 vehicle charging inlets

Product description

AC charging cable with vehicle charging connector and free cable end for charging electric vehicles (EV) with alternating current (AC) via type 1 vehicle charging inlets, for installation at charging stations for e-mobility (EVSE)

Your advantages

- Complete product range
- Convenient handling due to the ergonomic, triple award-winning design
- Available with your logo on request - for consistent branding of your charging station
- Longitudinal water tightness reliably prevents water ingress
- Developed and produced in accordance with the IATF 16949 automotive standard and ISO 9001
- Tested in accordance with automotive standards LV124, LV214, and LV215-2
- Tested in accordance with EV Ready 37 requirements
- Laser-marked mating face in accordance with DIN EN 17186

Commercial data

Item number	1627345
Packing unit	1 pc
Minimum order quantity	1 pc
Product key	XWBAAA
GTIN	4055626322278
Weight per piece (including packing)	1,775 g
Weight per piece (excluding packing)	1,362 g
Country of origin	PL

EV-T1G3C-1AC20A-4,0M2,5EHBK01 - AC charging cable



1627345

<https://www.phoenixcontact.com/us/products/1627345>

Technical data

Product properties

Product type	AC charging cable
Product family	CHARX connect comfort
Application	for charging electric vehicles (EV) with alternating current (AC) via type 1 vehicle charging inlets for installation at charging stations for electromobility (EVSE)
Type	AC charging cable with vehicle charging connector and open cable end
Design	with protective cap
Affixed logo	PHOENIX CONTACT logo
Charging mode	Mode 3, Case C
Charging standard	Type 1
Customer variations	On request

Electrical properties

Type of signal transmission	Pulse width modulation
Note on the connection method	Crimp connection, cannot be disconnected
Coding	480 Ω (Lever actuated) 150 Ω (Lever not actuated)
Type of charging current	AC single-phase
Charging power	5 kW (1-phase)
Charging current	20 A AC (1-phase)

Power contact

Number	3 (L1, N, PE)
Rated voltage	250 V AC
Rated current	20 A

Signal contact

Number	2 (CP, CS)
Rated voltage	30 V AC
Rated current	2 A

Dimensions

Vehicle charging connector

Width	58 mm
Height	151.1 mm
Depth	236.1 mm

Material specifications

Color (Housing)	black (9005)
Color (Handle area)	black (9005)

EV-T1G3C-1AC20A-4,0M2,5EHBK01 - AC charging cable



1627345

<https://www.phoenixcontact.com/us/products/1627345>

Color (Actuating element)	silver grey (7001)
Color (Mating face)	black (9005)
Color (Protective cap)	black (9005)
Color (Cable)	black (9005)
Material (Vehicle charging connector)	Plastic
Material (Cable outer sheath)	TPE-U
Material (Contact surface)	Silver

Cable/line

Cable length	4 m
Wiring standards/regulations	prEN 50620/DIN EN 50620
Wiring certifications	VDE
Cable type	Class 5
Cable type	spiraled
Cable structure	3 x 2.5 mm ² + 1 x 0.5 mm ²
External cable diameter	10.20 mm ±0.3 mm
Outer sheath, material	TPE-U
Stripping length of the sheath	70 mm ±5 mm
Block length	0.68 m ±10 %
Coil diameter	45 mm ±10 %
Effective length	max. 4 m ±5 %
Stripping length	70 mm ±5 mm
Cable resistance	≤ 0.00798 Ω/m (based on a power core, at an ambient temperature of 20°C)
Bending radius	min. 153 mm (15x diameter)

Mechanical properties

Mechanical data

Insertion/withdrawal cycles	> 10000
Insertion force	< 75 N
Withdrawal force	< 75 N

Environmental and real-life conditions

Ambient conditions

Degree of protection (Vehicle charging inlet)	IP44 (plugged in; when plugged in and ready to operate, the degree of protection is only ensued if both plug-in components are original products from Phoenix Contact or suitable standard-compliant products)
Degree of protection (Protective cap)	IP54
Ambient temperature (operation)	-30 °C ... 50 °C
Ambient temperature (storage/transport)	-40 °C ... 80 °C
Altitude	5000 m (above sea level)

Standards and regulations

EV-T1G3C-1AC20A-4,0M2,5EHBK01 - AC charging cable



1627345
<https://www.phoenixcontact.com/us/products/1627345>

Standards

Standards/regulations	IEC 62196-2
	SAE J1772

EV-T1G3C-1AC20A-4,0M2,5EHBK01 - AC charging cable

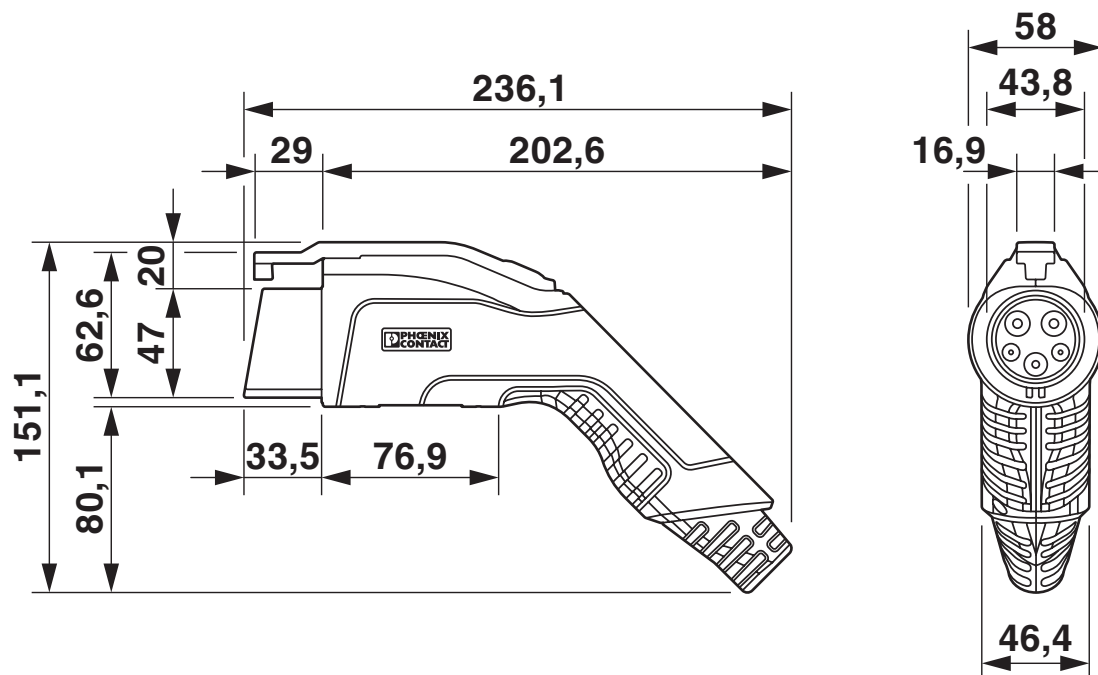


1627345

<https://www.phoenixcontact.com/us/products/1627345>

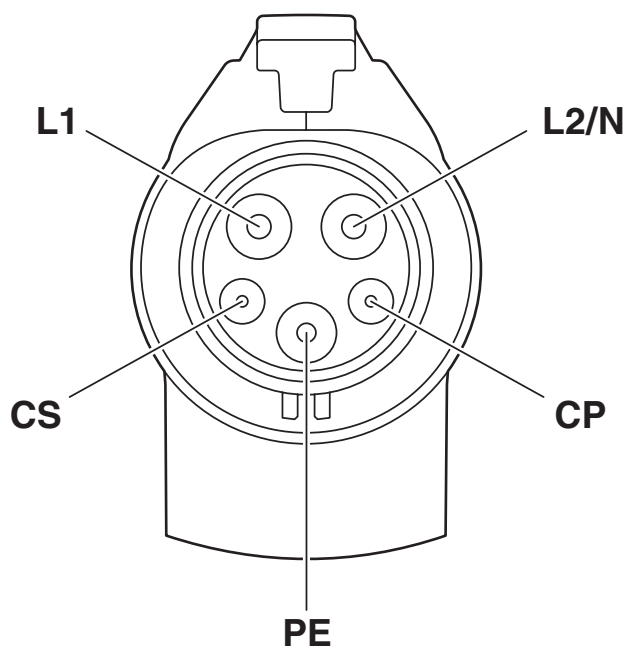
Drawings

Dimensional drawing



Make sure that the vehicle charging connector is placed in an appropriate charging connector holder, which ensures a minimum protection rating of IP24 in accordance with IEC 61851-1, for the entire time between charging. To create this charging connector holder, use the dimensions of the vehicle charging connector. Detailed dimensions can also be found in the Download area.

Connection diagram



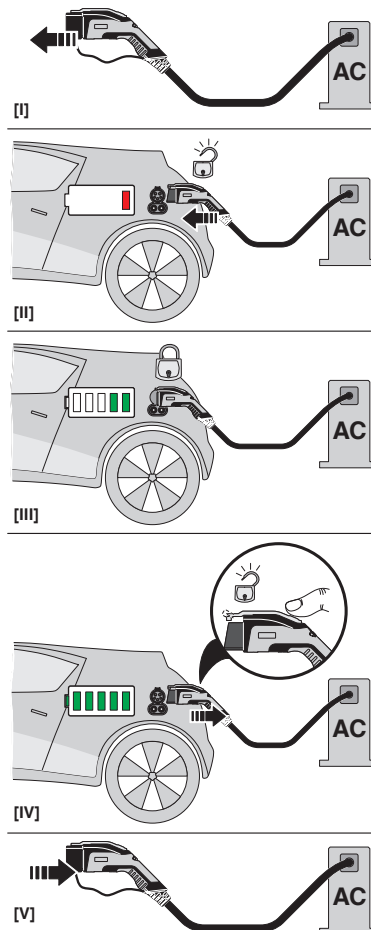
Pin assignment of the Vehicle Connector

EV-T1G3C-1AC20A-4,0M2,5EHBK01 - AC charging cable

1627345


<https://www.phoenixcontact.com/us/products/1627345>

Schematic diagram



Operating instructions

Schematic diagram



Terminology definition

EV-T1G3C-1AC20A-4,0M2,5EHBK01 - AC charging cable



1627345
<https://www.phoenixcontact.com/us/products/1627345>

Classifications

ECLASS

ECLASS-13.0	27144705
-------------	----------

ETIM

ETIM 9.0	EC002897
----------	----------

UNSPSC

UNSPSC 21.0	39121500
-------------	----------

EV-T1G3C-1AC20A-4,0M2,5EHBK01 - AC charging cable



1627345

<https://www.phoenixcontact.com/us/products/1627345>

Environmental product compliance

EU RoHS

Fulfills EU RoHS substance requirements	Yes
Exemption	6(c)

China RoHS

Environment friendly use period (EFUP)	EFUP-10
	An article-related China RoHS declaration table can be found in the download area for the respective article under "Manufacturer declaration". For all articles with EFUP-E, no China RoHS declaration table issued and required.

EU REACH SVHC

REACH candidate substance (CAS No.)	Lead(CAS: 7439-92-1)
SCIP	259852bd-8b91-4ad9-9941-9ad97c6e0b02

Phoenix Contact 2025 © - all rights reserved

<https://www.phoenixcontact.com>

Phoenix Contact USA
586 Fulling Mill Road
Middletown, PA 17057, United States
(+717) 944-1300
info@phoenixcon.com