

SACC-E-M12FS-4CON-PG9/1,0 - Device connector front mounting



1503276

<https://www.phoenixcontact.com/us/products/1503276>

Please be informed that the data shown in this PDF document is generated from our online catalog. Please find the complete data in the user documentation. Our general terms of use for downloads are valid.



Device connector front mounting, Universal, 4-position, Socket, straight, M12-Standard, coding: A, on free cable end, Front mounting, Pg9, Individual wires, cable length: 1 m, 0.34 mm², TPE litz wire, potted

Your advantages

- Preassembled with litz wires for immediate use
- Customer-specific assemblies and litz wire lengths available
- Sealed on the litz wire side for optimum leak-tightness
- All standard pin assignments and codings for signal, data, and power transmission with a uniform design-in design
- For high transmission safety: shield connection to the housing with optional EMC nut

Commercial data

Item number	1503276
Packing unit	1 pc
Minimum order quantity	1 pc
Sales key	AB24
Product key	ABQCFE
GTIN	4017918846633
Weight per piece (including packing)	38.1 g
Weight per piece (excluding packing)	27.948 g
Customs tariff number	85444290
Country of origin	DE

SACC-E-M12FS-4CON-PG9/1,0 - Device connector front mounting



1503276

<https://www.phoenixcontact.com/us/products/1503276>

Technical data

Notes

Notes on operation	The electrical and mechanical data specified assume that the connector pair is correctly locked and mounted. If the connector is unlocked and if there is a danger of contamination, the connector must be sealed using a protective cap > IP54. Influences arising from litz wires, cables or PCB assembly must also be taken into consideration.
General	Contact connection method: Crimp connection

Safety note

Safety note	<p>WARNING: The connectors may not be plugged in or disconnected under load. Ignoring the warning or improper use may damage persons and/or property.</p> <ul style="list-style-type: none">• WARNING: Commission properly functioning products only. The products must be regularly inspected for damage. Decommission defective products immediately. Replace damaged products. Repairs are not possible.• WARNING: Only electrically qualified personnel may install and operate the product. They must observe the following safety notes. The qualified personnel must be familiar with the basics of electrical engineering. They must be able to recognize and prevent danger. The relevant symbol on the packaging indicates that only personnel familiar with electrical engineering are allowed to install and operate the product.• The products are suitable for applications in plant, controller, and electrical device engineering.• When operating the connectors in outdoor applications, they must be separately protected against environmental influences.• Assembled products may not be manipulated or improperly opened.• Only use mating connectors that are specified in the technical data of the standards listed (e.g. the ones listed in the product accessories online at phoenixcontact.com/products).• When using the product in direct connection with third-party manufacturers, the user is responsible.• For operating voltages > 50 V AC, conductive connector housings must be grounded• Ensure that when laying the cable, the tensile load on the connectors does not exceed the upper limit specified in the standards.• Observe the corresponding technical data. You will find information:<ul style="list-style-type: none">o On the producto On the packing labelo In the supplied documentationo Online at phoenixcontact.com/products under the product• Only use tools recommended by Phoenix Contact• Use a protective cap to protect connectors that are not in use. The suitable accessories are available online in the accessory
-------------	--

SACC-E-M12FS-4CON-PG9/1,0 - Device connector front mounting



1503276

<https://www.phoenixcontact.com/us/products/1503276>

section of the product at [phoenixcontact.com/products](https://www.phoenixcontact.com/products)

- Ensure that the protective or functional ground has been properly connected.

- VDE 0100/1.97 § 411.1.3.2 and DIN EN 60 204/11.98 § 14.1.3 are applicable when combining several circuits in a cable and/or connector

- The connector warms up in normal operation. Depending on the ambient conditions, the surface of the connector can continue to warm up. In this case, the user is responsible for posting warnings (e.g. DIN EN ISO 13732-1:2008-12).

Mounting

Mounting type

Front mounting Pg9

Product properties

Product type

Circular connectors (device side)

Application

Signal

Sensor type

Universal

Number of positions

4

No. of cable outlets

1

Shielded

no

Coding

A

Thread type

M12

Insulation characteristics

Overvoltage category

II

Degree of pollution

3

Material specifications

Material Molding compound

PUR (potted)

Flammability rating according to UL 94

V0

Seal material

FKM

Contact material

CuZn

Contact surface material

Ni/Au

Contact carrier material

PA 66

Material for screw connection

Zinc die-cast, nickel-plated

Conductor material

Tin-plated Cu litz wires

Electrical properties

Rated surge voltage

2.5 kV

Contact resistance

≤ 3 mΩ

Insulation resistance

≥ 100 MΩ

Nominal voltage U_N

250 V (AC)

250 V (DC)

Nominal current I_N

4 A

SACC-E-M12FS-4CON-PG9/1,0 - Device connector front mounting



1503276

<https://www.phoenixcontact.com/us/products/1503276>

Max. conductor resistance	57.6 Ω /km
---------------------------	-------------------

Connection data

Conductor connection

Connection method	Individual wires
Contact connection type	Socket
Conductor cross section	0.34 mm ²
Tightening torque	2 Nm ... 3 Nm (Installation-side)

Mechanical properties

Mechanical data

Insertion/withdrawal cycles	≥ 100
-----------------------------	------------

Connector

Connection 1

Head design	Socket
Head cable outlet	straight
Head thread type	M12
Head locking type	Standard
Coding	A

Connection 2

Head design	free cable end
-------------	----------------

Cable/line

Cable length	1 m
Cable type	TPE litz wire
Signal type/category	Universal
Wire diameter incl. insulation	1.2 mm \pm 0.07 mm
Single wire, color	brown, white, blue, black
Cable cross section	0.34 mm ²
Conductor material	Tin-plated Cu litz wires
Conductor structure signal line	7x 0.25 mm
AWG signal line	22
Material wire insulation	TPE
Thickness, insulation	0.21 mm (Core insulation)
Nominal voltage, cable	300 V
Test voltage, cable	2000 V AC
Cable resistance	$\leq 57.6 \Omega$ /km
Cable insulation resistance	$\geq 20 \text{ M}\Omega \cdot \text{km}$
Ambient temperature (operation)	-40 °C ... 85 °C (cable, fixed installation) -25 °C ... 85 °C

SACC-E-M12FS-4CON-PG9/1,0 - Device connector front mounting



1503276

<https://www.phoenixcontact.com/us/products/1503276>

Environmental and real-life conditions

Ambient conditions

Degree of protection	IP67
	IP67
Ambient temperature (operation) (male connector/female connector)	-25 °C ... 85 °C (Plug / socket)
	-40 °C ... 85 °C (without mechanical actuation)
Ambient temperature (operation) (Cable, flexible installation)	-25 °C ... 85 °C
Ambient temperature (operation) (Cable, fixed installation)	-40 °C ... 85 °C (cable, fixed installation)
UL Type Rating	Type 4 (indoor use only)

Standards and regulations

Standard designation	M12 circular connector
Standards/specifications	according to IEC 61076-2-101

SACC-E-M12FS-4CON-PG9/1,0 - Device connector front mounting

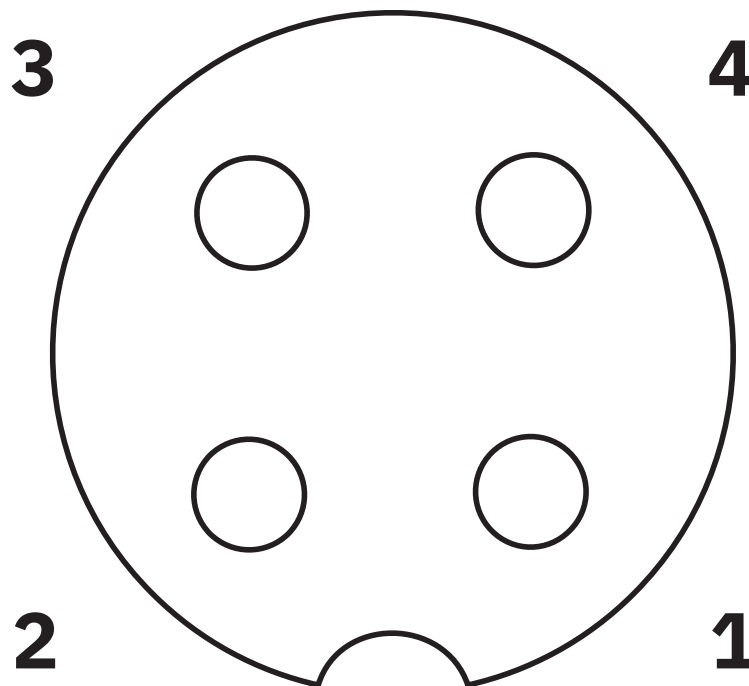


1503276

<https://www.phoenixcontact.com/us/products/1503276>

Drawings

Schematic diagram



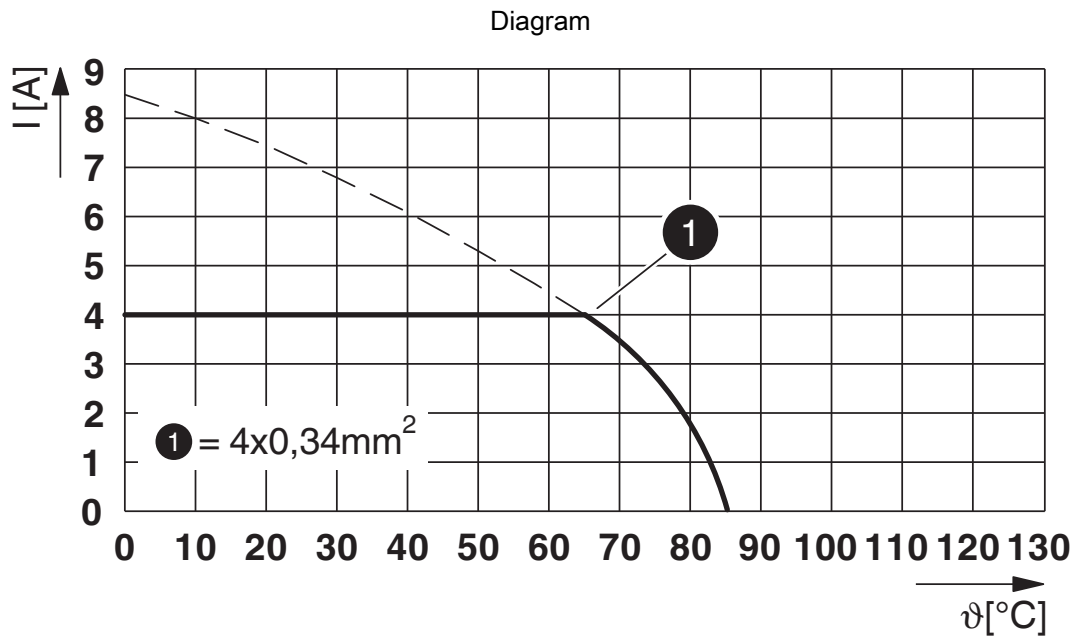
Pin assignment M12 socket, 4-pos., A-coded, view female side

SACC-E-M12FS-4CON-PG9/1,0 - Device connector front mounting




1503276

<https://www.phoenixcontact.com/us/products/1503276>



I = current strength, T = ambient temperature

Circuit diagram



Contact assignment of the M12 plug and the M12 socket

SACC-E-M12FS-4CON-PG9/1,0 - Device connector front mounting




1503276


<https://www.phoenixcontact.com/us/products/1503276>

Approvals

To download certificates, visit the product detail page: <https://www.phoenixcontact.com/us/products/1503276>

 cUL Recognized Approval ID: E118976-20100522				
	Nominal voltage U_N	Nominal current I_N	Cross section AWG	Cross section mm^2
	250 V	4 A	22	-

 UL Recognized Approval ID: E118976-20100522				
	Nominal voltage U_N	Nominal current I_N	Cross section AWG	Cross section mm^2
	250 V	4 A	22	-

 cULus Recognized Approval ID: E221474-20140616				
	Nominal voltage U_N	Nominal current I_N	Cross section AWG	Cross section mm^2
	250 V	4 A	22 - 20	-

SACC-E-M12FS-4CON-PG9/1,0 - Device connector front mounting



1503276
<https://www.phoenixcontact.com/us/products/1503276>

Classifications

ECLASS

ECLASS-13.0	27440103
-------------	----------

ETIM

ETIM 9.0	EC003570
----------	----------

UNSPSC

UNSPSC 21.0	39121400
-------------	----------

SACC-E-M12FS-4CON-PG9/1,0 - Device connector front mounting



1503276

<https://www.phoenixcontact.com/us/products/1503276>

Environmental product compliance

EU RoHS

Fulfills EU RoHS substance requirements	Yes, No exemptions
---	--------------------

China RoHS

Environment friendly use period (EFUP)	EFUP-E
	No hazardous substances above the limits

EU REACH SVHC

REACH candidate substance (CAS No.)	No substance above 0.1 wt%
-------------------------------------	----------------------------

Phoenix Contact 2025 © - all rights reserved
<https://www.phoenixcontact.com>

Phoenix Contact USA
586 Fulling Mill Road
Middletown, PA 17057, United States
(+717) 944-1300
info@phoenixcon.com