


SPTAF 1/10-3,5-LL - PCB terminal block



1864367

<https://www.phoenixcontact.com/us/products/1864367>

Please be informed that the data shown in this PDF document is generated from our online catalog. Please find the complete data in the user documentation. Our general terms of use for downloads are valid.



Printed circuit board terminal, nominal current: 13.5 A, rated voltage (III/2): 160 V, nominal cross section: 1 mm², number of potentials: 10, number of rows: 1, number of positions per row: 10, product range: SPTAF 1/..-LL, pitch: 3.5 mm, connection method: Push-in spring connection, mounting: Wave soldering, conductor/PCB connection direction: 45 °, color: green, Pin layout: Linear pinning, Solder pin [P]: 2.6 mm, number of solder pins per potential: 2, type of packaging: packed in cardboard

Your advantages

- Time saving push-in connection, tools not required
- Defined contact force ensures that contact remains stable over the long term
- Finger-operated and fixable release button for very convenient operation
- Small component size for applications where space is at a premium
- Quick and convenient testing using integrated test option

Commercial data

Item number	1864367
Packing unit	70 pc
Minimum order quantity	70 pc
Sales key	AA12
Product key	AALBGL
GTIN	4055626246543
Weight per piece (including packing)	5.279 g
Weight per piece (excluding packing)	5.044 g
Customs tariff number	85369010
Country of origin	PL

SPTAF 1/10-3,5-LL - PCB terminal block



1864367

<https://www.phoenixcontact.com/us/products/1864367>

Technical data

Product properties

Product type	Printed circuit board terminal
Product family	SPTAF 1/...-LL
Product line	COMBICON Terminals S
Number of positions	10
Pitch	3.5 mm
Number of connections	10
Number of rows	1
Number of potentials	10
Pin layout	Linear pinning
Solder pins per potential	2

Electrical properties

Properties

Nominal current I_N	13.5 A
Nominal voltage U_N	160 V
Rated voltage (III/3)	160 V
Rated surge voltage (III/3)	2.5 kV
Rated voltage (III/2)	160 V
Rated surge voltage (III/2)	2.5 kV
Rated voltage (II/2)	320 V
Rated surge voltage (II/2)	2.5 kV

Connection data

Connection technology

Nominal cross section	1 mm ²
-----------------------	-------------------

Conductor connection

Connection method	Push-in spring connection
Conductor cross section rigid	0.2 mm ² ... 0.75 mm ² (When connecting and positioning a rigid 0.75 mm ² conductor, the mechanical transverse forces that can act on the terminal block must be absorbed by lateral support.)
	0.34 mm ² ... 0.75 mm ² (Push-in connection)
Conductor cross section flexible	0.2 mm ² ... 1 mm ²
Conductor cross section AWG	24 ... 18
Conductor cross section flexible, with ferrule without plastic sleeve	0.25 mm ² ... 0.5 mm ² (Conductor connection with open terminal point)
	0.5 mm ² ... 0.5 mm ² (Push-in connection)
Conductor cross section, flexible, with ferrule, with plastic sleeve	0.25 mm ² ... 0.5 mm ² (Conductor connection with open terminal point)
	0.5 mm ² ... 0.5 mm ² (Push-in connection)
Stripping length	8 mm

SPTAF 1/10-3,5-LL - PCB terminal block



1864367

<https://www.phoenixcontact.com/us/products/1864367>

Mounting

Mounting type	Wave soldering
Pin layout	Linear pinning

Processing notes

Process	Wave soldering
---------	----------------

Material specifications

Material data - contact

Note	WEEE/RoHS-compliant, free of whiskers according to IEC 60068-2-82/JEDEC JESD 201
Contact material	Cu alloy
Surface characteristics	hot-dip tin-plated
Metal surface terminal point (top layer)	Tin (2 - 4 µm Sn)
Metal surface soldering area (top layer)	Tin (2 - 4 µm Sn)

Material data - housing

Color (Housing)	green (6021)
Insulating material	PA
Insulating material group	I
CTI according to IEC 60112	600
Flammability rating according to UL 94	V0
Glow wire flammability index GWFI according to EN 60695-2-12	850
Glow wire ignition temperature GWIT according to EN 60695-2-13	775
Temperature for the ball pressure test according to EN 60695-10-2	125 °C

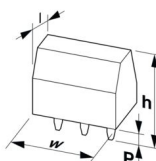
Material data – actuating element

Color (Actuating element)	orange (2003)
Insulating material	PBT
Insulating material group	IIIa
CTI according to IEC 60112	275
Flammability rating according to UL 94	V0

Notes

Note on application	Maximum permissible outer diameter of the wire insulation ≤ 3 mm
---------------------	------------------------------------------------------------------

Dimensions

Dimensional drawing	
---------------------	--------------------------------------------------------------------------------------

SPTAF 1/10-3,5-LL - PCB terminal block



1864367

<https://www.phoenixcontact.com/us/products/1864367>

Pitch	3.5 mm
Width [w]	36.5 mm
Height [h]	13.5 mm
Length [l]	11 mm
Installed height	10.9 mm
Solder pin length [P]	2.6 mm
Pin dimensions	0.75 x 0.3 mm

PCB design

Pin spacing	5 mm
Hole diameter	1.1 mm

Mechanical tests

Test for conductor damage and slackening

Specification	IEC 60999-1:1999-11
Result	Test passed

Repeated connection and disconnection

Specification	IEC 60999-1:1999-11
Result	Test passed

Pull-out test

Specification	IEC 60999-1:1999-11
Conductor cross section/conductor type/tractive force setpoint/actual value	0.2 mm ² / solid / > 10 N
	0.25 mm ² / flexible / > 10 N
	1.5 mm ² / solid / > 40 N
	1.5 mm ² / flexible / > 40 N

Electrical tests

Temperature-rise test

Specification	IEC 60947-7-4:2013-08
Requirement temperature-rise test	The sum of ambient temperature and temperature rise of the PCB terminal block shall not exceed the upper limiting temperature.

Short-time withstand current

Specification	IEC 60947-7-4:2013-08
---------------	-----------------------

Insulation resistance

Specification	IEC 60512-3-1:2002-02
Insulation resistance, neighboring positions	> 5 MΩ

Air clearances and creepage distances |

Specification	IEC 60947-1:2007-06 + A1:2010-12
Insulating material group	I
Comparative tracking index (IEC 60112)	CTI 600
Rated insulation voltage (III/3)	160 V

SPTAF 1/10-3,5-LL - PCB terminal block



1864367

<https://www.phoenixcontact.com/us/products/1864367>

Rated surge voltage (III/3)	2.5 kV
minimum clearance value - non-homogenous field (III/3)	1.5 mm
minimum creepage distance (III/3)	2 mm
Rated insulation voltage (III/2)	160 V
Rated surge voltage (III/2)	2.5 kV
minimum clearance value - non-homogenous field (III/2)	1.5 mm
minimum creepage distance (III/2)	0.8 mm
Rated insulation voltage (II/2)	320 V
Rated surge voltage (II/2)	2.5 kV
minimum clearance value - non-homogenous field (II/2)	1.5 mm
minimum creepage distance (II/2)	1.6 mm

Environmental and real-life conditions

Vibration test

Specification	IEC 60068-2-6:2007-12
Frequency	10 - 150 - 10 Hz
Sweep speed	1 octave/min
Amplitude	0.35 mm (10 Hz ... 60.1 Hz)
Acceleration	5g (60.1 Hz ... 150 Hz)
Test duration per axis	2.5 h
Test directions	X-, Y- and Z-axis

Glow-wire test

Specification	IEC 60695-2-10:2013-04
Temperature	850 °C
Time of exposure	5 s

Aging

Specification	IEC 60947-7-4:2013-08
---------------	-----------------------

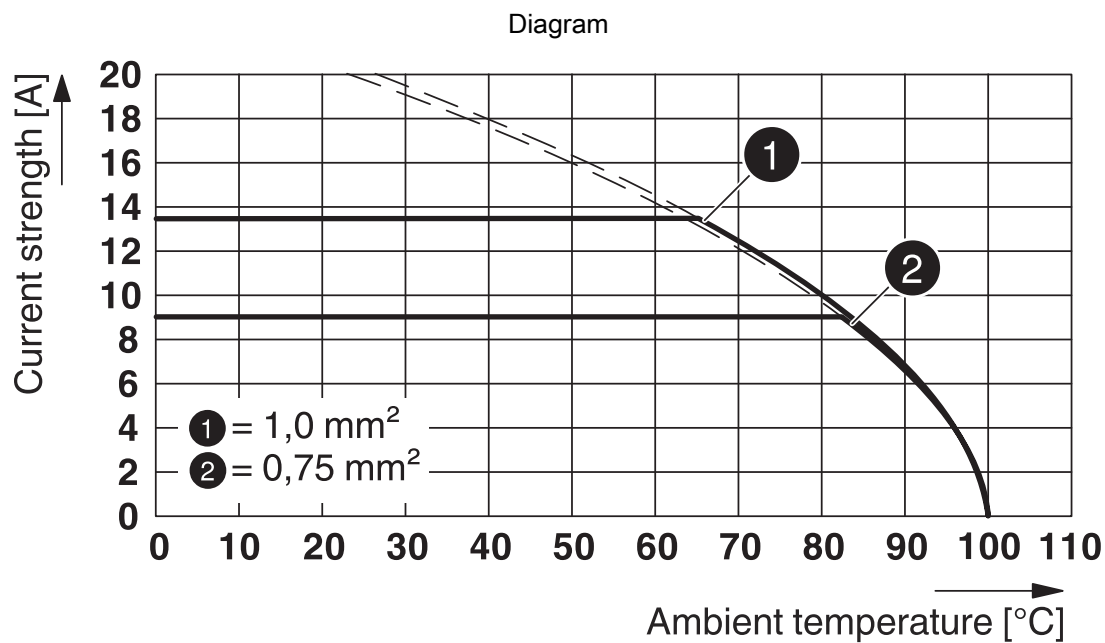
Ambient conditions

Ambient temperature (operation)	-40 °C ... 100 °C (dependent on the derating curve)
Ambient temperature (storage/transport)	-40 °C ... 70 °C
Relative humidity (storage/transport)	30 % ... 70 %
Ambient temperature (assembly)	-5 °C ... 100 °C

Packaging specifications

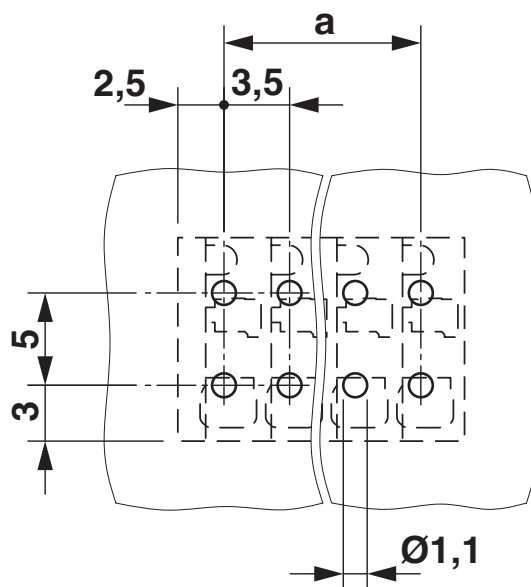
Type of packaging	packed in cardboard
-------------------	---------------------

Drawings



Type: SPTAF 1/...-3,5-LL

Drilling plan/solder pad geometry



SPTAF 1/10-3,5-LL - PCB terminal block





1864367

<https://www.phoenixcontact.com/us/products/1864367>

Approvals

To download certificates, visit the product detail page: <https://www.phoenixcontact.com/us/products/1864367>

 cULus Recognized Approval ID: E60425-20061129				
	Nominal voltage U_N	Nominal current I_N	Cross section AWG	Cross section mm^2
Use group B				
Field wiring	300 V	7 A	24 - 18	-
Use group D				
Field wiring	300 V	7 A	24 - 18	-

 VDE approval of drawings Approval ID: 40047107				
	Nominal voltage U_N	Nominal current I_N	Cross section AWG	Cross section mm^2
	160 V	13.5 A	-	0.2 - 1

SPTAF 1/10-3,5-LL - PCB terminal block



1864367

<https://www.phoenixcontact.com/us/products/1864367>

Classifications

ECLASS

ECLASS-13.0	27460101
-------------	----------

ETIM

ETIM 9.0	EC002643
----------	----------

UNSPSC

UNSPSC 21.0	39121400
-------------	----------

SPTAF 1/10-3,5-LL - PCB terminal block



1864367

<https://www.phoenixcontact.com/us/products/1864367>

Environmental product compliance

EU RoHS

Fulfills EU RoHS substance requirements	Yes, No exemptions
-----------------------------------------	--------------------

China RoHS

Environment friendly use period (EFUP)	EFUP-E
	No hazardous substances above the limits

EU REACH SVHC

REACH candidate substance (CAS No.)	No substance above 0.1 wt%
-------------------------------------	----------------------------

EF3.0 Climate Change

CO2e kg	0.169 kg CO2e
---------	---------------

Phoenix Contact 2025 © - all rights reserved
<https://www.phoenixcontact.com>

Phoenix Contact USA
586 Fulling Mill Road
Middletown, PA 17057, United States
(+717) 944-1300
info@phoenixcon.com