

HC-B 16-TMB-100/O1STM40G-EEE - Housing



1460371

<https://www.phoenixcontact.com/us/products/1460371>

Please be informed that the data shown in this PDF document is generated from our online catalog. Please find the complete data in the user documentation. Our general terms of use for downloads are valid.



HEAVYCON ADVANCE B16 sleeve housing, with bayonet locking (Allen screw), salt water resistant aluminum, height: 100 mm, with 1 x M40 thread, straight cable outlet, without surface; conductive seal (EMC properties)

Commercial data

Item number	1460371
Packing unit	10 pc
Minimum order quantity	1 pc
Sales key	BF58
Product key	AF7AAA
Catalog page	Page 569 (PC-2011)
GTIN	4046356592703
Weight per piece (including packing)	395.9 g
Weight per piece (excluding packing)	395.9 g
Customs tariff number	85389099
Country of origin	DE

HC-B 16-TMB-100/O1STM40G-EEE - Housing



1460371

<https://www.phoenixcontact.com/us/products/1460371>

Technical data

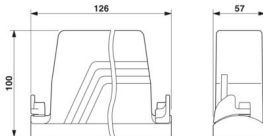
Notes

General	For contact inserts HC-B16, BB32, D40, DD72, HS6, HV6, M, K
---------	---

Product properties

Product type	Housing with bayonet locking
Housing type	Sleeve housing
Application	Offshore/EMC
Type	B16
No. of cable outlets	1
Type of the screw connection	1x M40
Fixing screws	M6
Shielded	yes
Cable outlet	straight
Pg screw connection	none

Dimensions

Dimensional drawing	
Width	57 mm
Height	100 mm
Length	126 mm

Material specifications

Seal material	NBR, conductive
Housing material	Die-cast aluminum, salt water resistant
Housing surface material	uncoated
Locking latch material	Stainless steel

Environmental and real-life conditions

Ambient conditions

Degree of protection	IP66
	IP67
Ambient temperature (operation)	-40 °C ... 125 °C

Mechanical properties

Mechanical data

Type of the screw connection	1x M40
Locking type	Screw

HC-B 16-TMB-100/O1STM40G-EEE - Housing



1460371

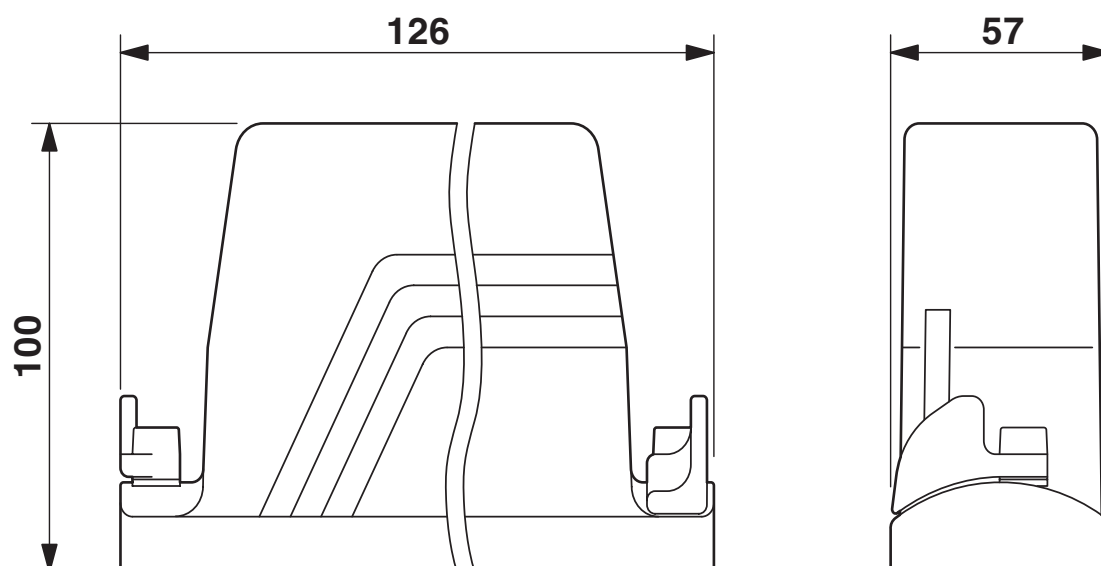
<https://www.phoenixcontact.com/us/products/1460371>

Mounting

Assembly note	If insulating powder coating is present on the control cabinet panel, it should be removed from the profile gasket area in order to ensure optimum shielding.
Fixing screws	M6

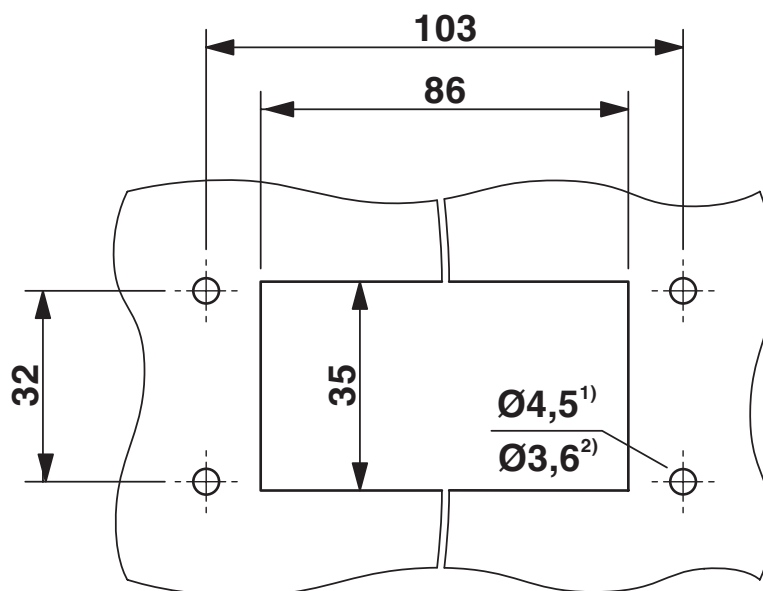
Drawings

Dimensional drawing



Dimensional drawing

Dimensional drawing



Mounting cutout

1) when M4 screws are used

2) when self-tapping Torx® screws are used (Torx® 20, M4)

HC-B 16-TMB-100/O1STM40G-EEE - Housing



1460371

<https://www.phoenixcontact.com/us/products/1460371>

Classifications

ECLASS

ECLASS-13.0	27440202
-------------	----------

ETIM

ETIM 9.0	EC000437
----------	----------

UNSPSC

UNSPSC 21.0	31261500
-------------	----------

Environmental product compliance

EU RoHS	
Fulfills EU RoHS substance requirements	Yes, No exemptions
China RoHS	
Environment friendly use period (EFUP)	EFUP-E
	No hazardous substances above the limits
EU REACH SVHC	
REACH candidate substance (CAS No.)	No substance above 0.1 wt%

Phoenix Contact 2025 © - all rights reserved
<https://www.phoenixcontact.com>

Phoenix Contact USA
586 Fulling Mill Road
Middletown, PA 17057, United States
(+717) 944-1300
info@phoenixcon.com