

CHARX T1HBI12-DC375-2,0C1 - Vehicle charging inlet



1720106

<https://www.phoenixcontact.com/us/products/1720106>

Please be informed that the data shown in this PDF document is generated from our online catalog. Please find the complete data in the user documentation. Our general terms of use for downloads are valid.



CHARX connect universal, DC CCS Typ 1, Vehicle charging inlet, > 500 A in Boost mode, 325 A permanent, 1000 V DC, Single wires, length: 2 m, locking actuator: 12 V, 4-pos., Front and rear mounting, M6, housing: black, for charging with direct current (DC), IEC 62196-1, IEC 62196-2, A protective cap is supplied as standard for the DC and AC contacts.

Product description

Vehicle charging inlet for charging with alternating current (AC) and direct current (DC), compatible with type 1 AC and CCS vehicle charging connectors (EVSE), for installation in electric vehicles (EV).

Your advantages

- Complete product range
- Uniform, space-saving dimensions for the installation space and the screw connection points of all Phoenix Contact vehicle charging inlets
- Developed and produced in accordance with the IATF 16949 automotive standard and ISO 9001
- Integrated interlock during charging
- Manual emergency release of the locking actuator
- Protected and sealed against dirt and water with a high degree of protection

Commercial data

Item number	1720106
Packing unit	1 pc
Minimum order quantity	1 pc
Sales key	EM01
Product key	XWCAIB
GTIN	4067923271913
Weight per piece (including packing)	7,810 g
Weight per piece (excluding packing)	7,810 g
Customs tariff number	85444290
Country of origin	PL

CHARX T1HBI12-DC375-2,0C1 - Vehicle charging inlet



1720106

<https://www.phoenixcontact.com/us/products/1720106>

Technical data

Notes

General	A protective cap is supplied as standard for the DC and AC contacts.
---------	--

Product properties

Product type	Vehicle charging inlet
Product family	CHARX connect universal
Application	for charging with direct current (DC)
	for installation in electric vehicles (EV)
Charging standard	DC CCS Typ 1
Charging mode	Mode 4
Customer variations	On request

Electrical properties

Note on the connection method	Crimp connection, cannot be disconnected
Temperature measurement	DC contacts: 2x PT1000 (DIN EN 60751)

Charging power and current (DC charging)

Type of charging current	DC
Charging current	325 A DC (With cooled HPC vehicle charging connector)
Charging power	325 kW

Charging power and current (DC charging in Boost Mode)

Type of charging current	DC Boost Mode
Charging current	> 500 A DC
Charging power	> 500 kW
Rated voltage	1000 V
Note	The specifications refer to charging in Boost Mode and are dependent on ambient conditions. For further details, see the packing slip in the download area.

Pin assignment (Leistungskontakte)

Number	5 (L1, N, PE, DC+, DC-)
Rated voltage	1000 V DC
Rated current	325 A DC (With non-cooled vehicle charging connector)

Pin assignment (Signalkontakte)

Type of signal transmission	Pulse width modulation with modulated Powerline communication in accordance with ISO/IEC 15118 / DIN SPEC 70121
Number	2 (CP, CS)
Rated voltage	30 V AC
Rated current	2 A
Coding	2.7 k Ω (between PE and CS)
Insulation resistance	> 200 M Ω

CHARX T1HBI12-DC375-2,0C1 - Vehicle charging inlet



1720106

<https://www.phoenixcontact.com/us/products/1720106>

Locking actuator

Locking actuator	12 V, 4-pos.
	Top center position
Possible power supply range at the motor	9 V ... 16 V
Maximum voltage for locking detection	12 V
Typical motor current for locking	0.25 A
Reverse current of the motor	max. 1.5 A
Max. dwell time with reverse current	1 s
Lock recognition	available
Mechanical emergency release	available
Ambient temperature (operation)	-40 °C ... 80 °C

Temperature sensors (Pt 1000)

Sensor type	Pt 1000
Standards/regulations	DIN EN 60751
Attachment point	2 sensors for the DC contacts

Material specifications

Color (Housing)	black (9005)
Color (Mating face)	black (9005)
Material (Housing)	Plastic
Material (Contact surface)	Silver

Cable/line

Cable length	2 m
Cable type	Single wires

Single-core wires for DC

Cable length	2 m
Cable structure	2 x 120 mm ²
Single wire, material	Silicone
Single wire, color	OG
External cable diameter	23.00 mm -0.8 mm

Single-core wire for PE

Cable length	2 m
Cable structure	1 x 25 mm ²
Single wire, material	Silicone
Single wire, color	GN/YE
External cable diameter	8.60 mm ±0.1 mm

Single-core wires for locking actuator

Cable length	1.5 m
Cable structure	4 x 0.5 mm ²
Single wire, material	PVC

CHARX T1HBI12-DC375-2,0C1 - Vehicle charging inlet



1720106

<https://www.phoenixcontact.com/us/products/1720106>

Single wire, color	BU/RD, BU/GN, BU/YE, BU/BN
External cable diameter	1.60 mm \pm 0.20 mm
Cable resistance	\leq 37.1 Ω /m

Single-core wires for Pt 1000 temperature sensors

Cable length	0.9 m
Cable structure	3 x 0.5 mm ²
Single wire, material	PVC
Single wire, color	BN
	GN
	YE
External cable diameter	1.60 mm \pm 0.20 mm
Cable resistance	\leq 37.1 Ω /m

Single-core wires for communication

Cable length	1 m
Cable structure	2 x 0.5 mm ²
Single wire, material	PVC
Single wire, color	BK
	WH
External cable diameter	1.60 mm \pm 0.20 mm
Cable resistance	\leq 37.1 Ω /m

Mechanical properties

Mechanical data

Insertion/withdrawal cycles	> 10000
Insertion force	< 100 N
Withdrawal force	< 100 N

Environmental and real-life conditions

Ambient conditions

Degree of protection (Vehicle charging inlet)	IP6K7
Degree of protection ()	IP6K5
Degree of protection ()	IP6K9K
Ambient temperature (operation)	-40 °C ... 40 °C (60°C, maximum (current reduction required, observe the DC contact temperature limit value of 90°C))
Ambient temperature (storage/transport)	-40 °C ... 85 °C
Altitude	4000 m (above sea level)

Standards and regulations

Standards

Standards/regulations	IEC 62196-1
	IEC 62196-2
	IEC 62196-3

CHARX T1HBI12-DC375-2,0C1 - Vehicle charging inlet



1720106
<https://www.phoenixcontact.com/us/products/1720106>

	SAE J1772
--	-----------

Mounting

Mounting type	Front and rear mounting (0 to 90 degree frontal inclination possible)
Mounting hole diameter	6.70 mm (ø)
Fixing screws	M6
Screws included in the scope of delivery	none

CHARX T1HBI12-DC375-2,0C1 - Vehicle charging inlet

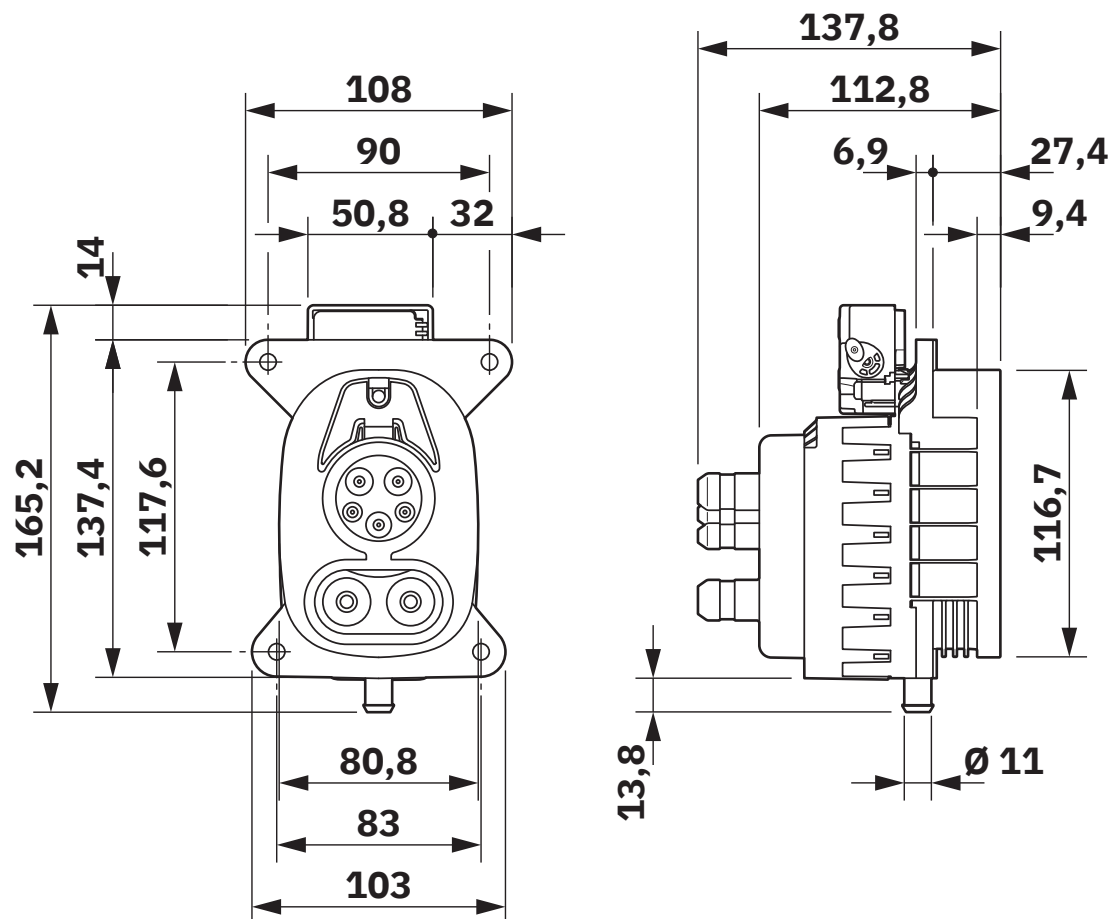


1720106

<https://www.phoenixcontact.com/us/products/1720106>

Drawings

Dimensional drawing



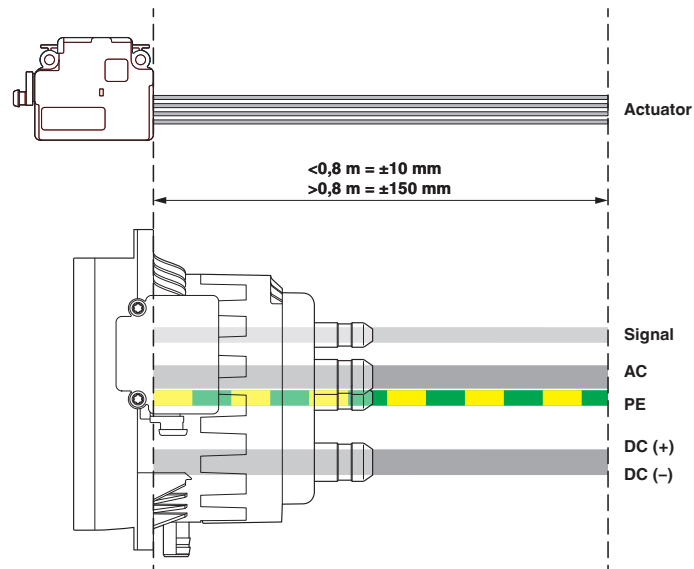
Dimensional drawing

CHARX T1HBI12-DC375-2,0C1 - Vehicle charging inlet

1720106

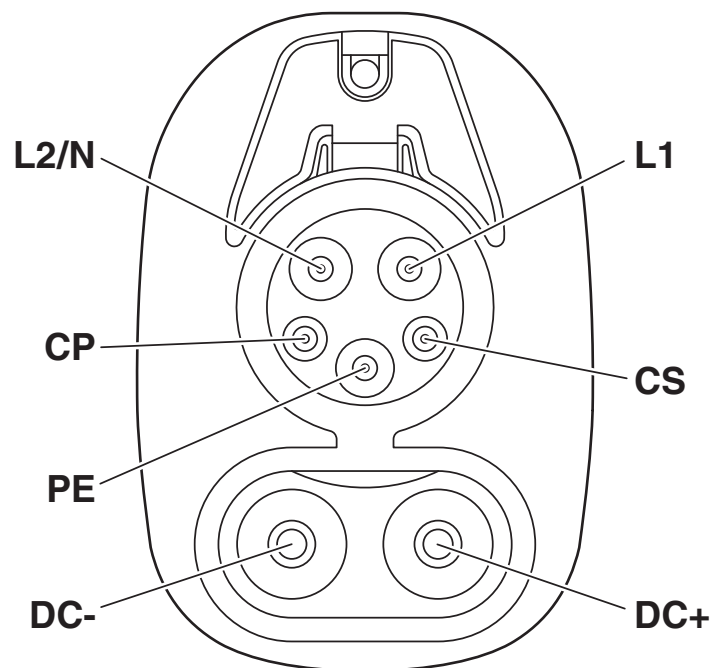
<https://www.phoenixcontact.com/us/products/1720106>

Dimensional drawing



Reference points for measuring the line length

Connection diagram



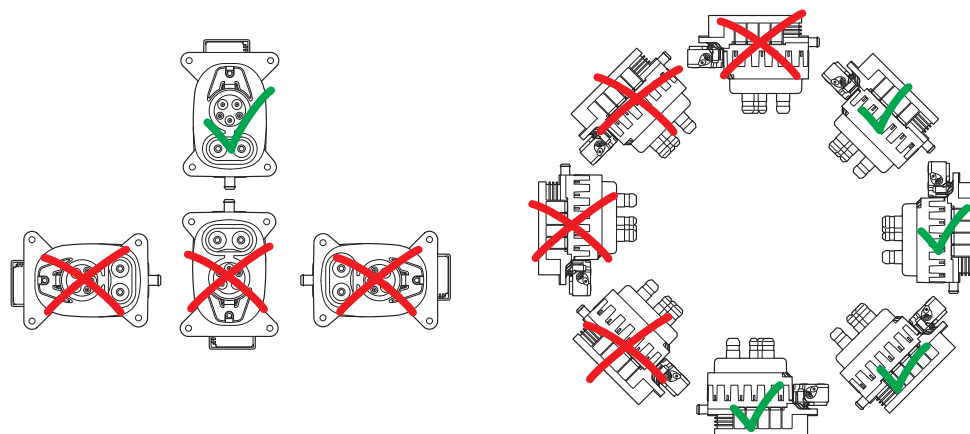
Pin assignment of vehicle charging inlets

CHARX T1HBI12-DC375-2,0C1 - Vehicle charging inlet

1720106

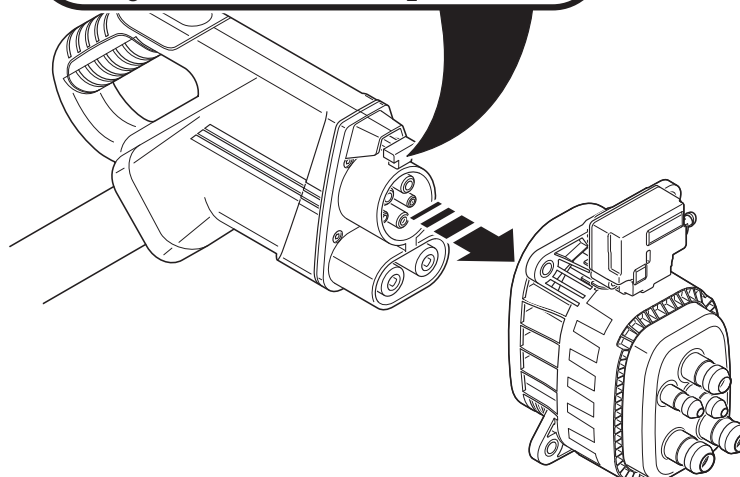
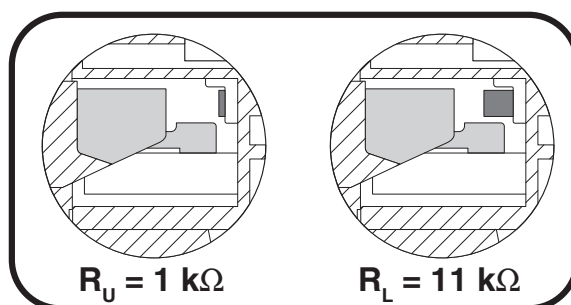
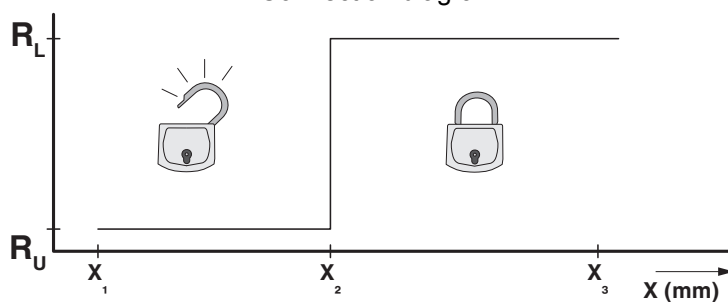
<https://www.phoenixcontact.com/us/products/1720106>

Connection diagram



Installation positions

Connection diagram




Detection for Vehicle Connector

CHARX T1HBI12-DC375-2,0C1 - Vehicle charging inlet

1720106

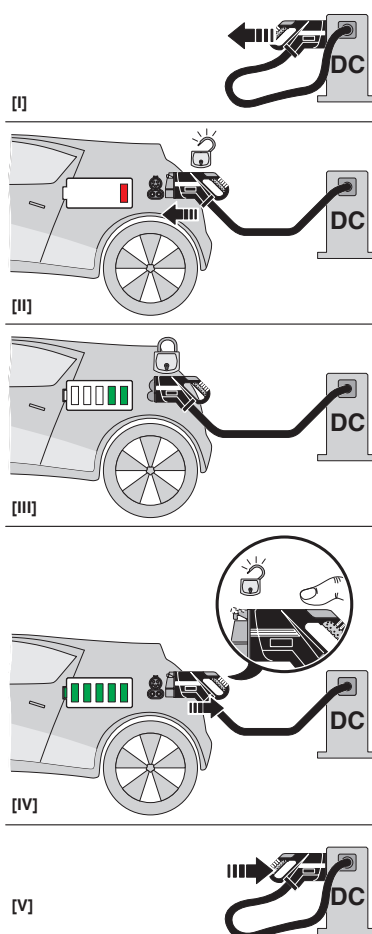
<https://www.phoenixcontact.com/us/products/1720106>

Schematic diagram



The Combined Charging System (CCS) principle - standard-compliant charging system for electric vehicles, which supports both conventional AC charging and fast DC charging. Both Vehicle Connectors fit into the CCS Vehicle Inlet.

Schematic diagram



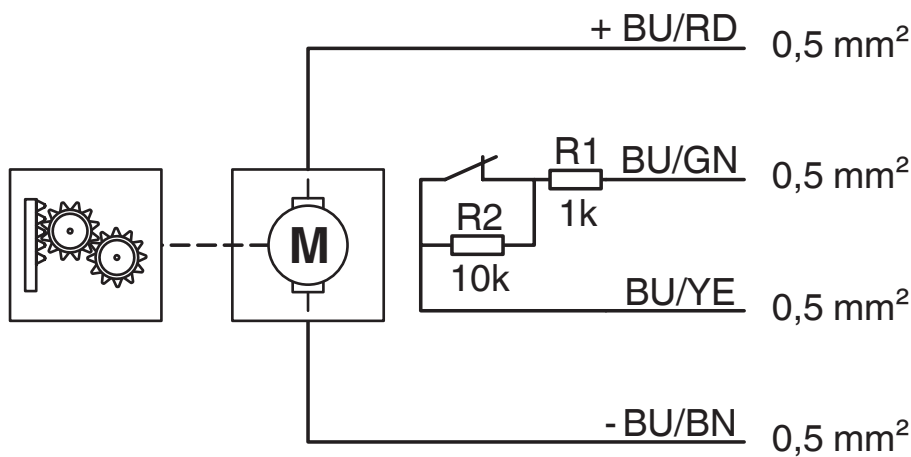
Operating instructions

CHARX T1HBI12-DC375-2,0C1 - Vehicle charging inlet



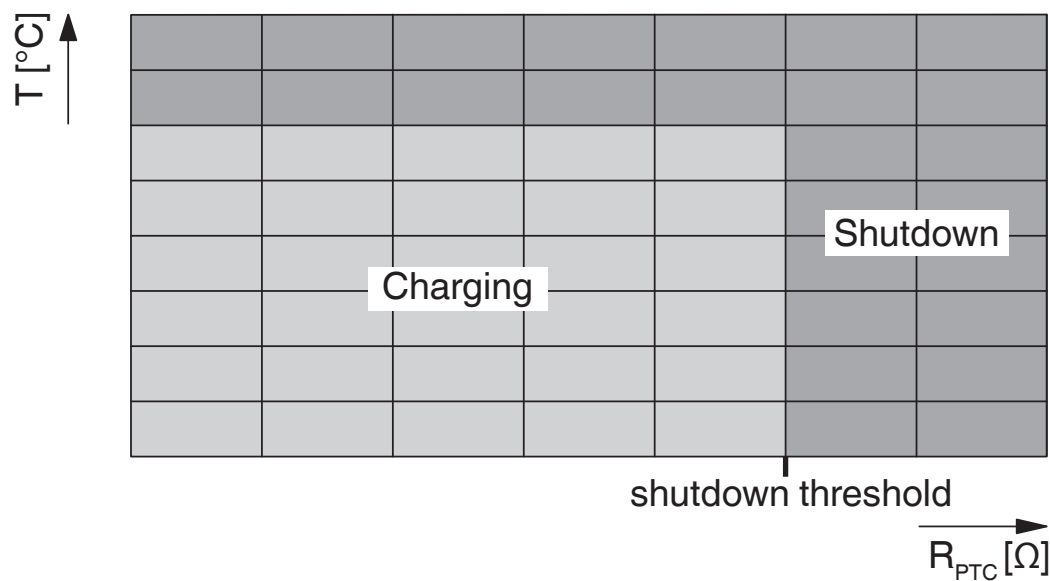
1720106
<https://www.phoenixcontact.com/us/products/1720106>

Schematic diagram



Block diagram of the locking actuator

Schematic diagram

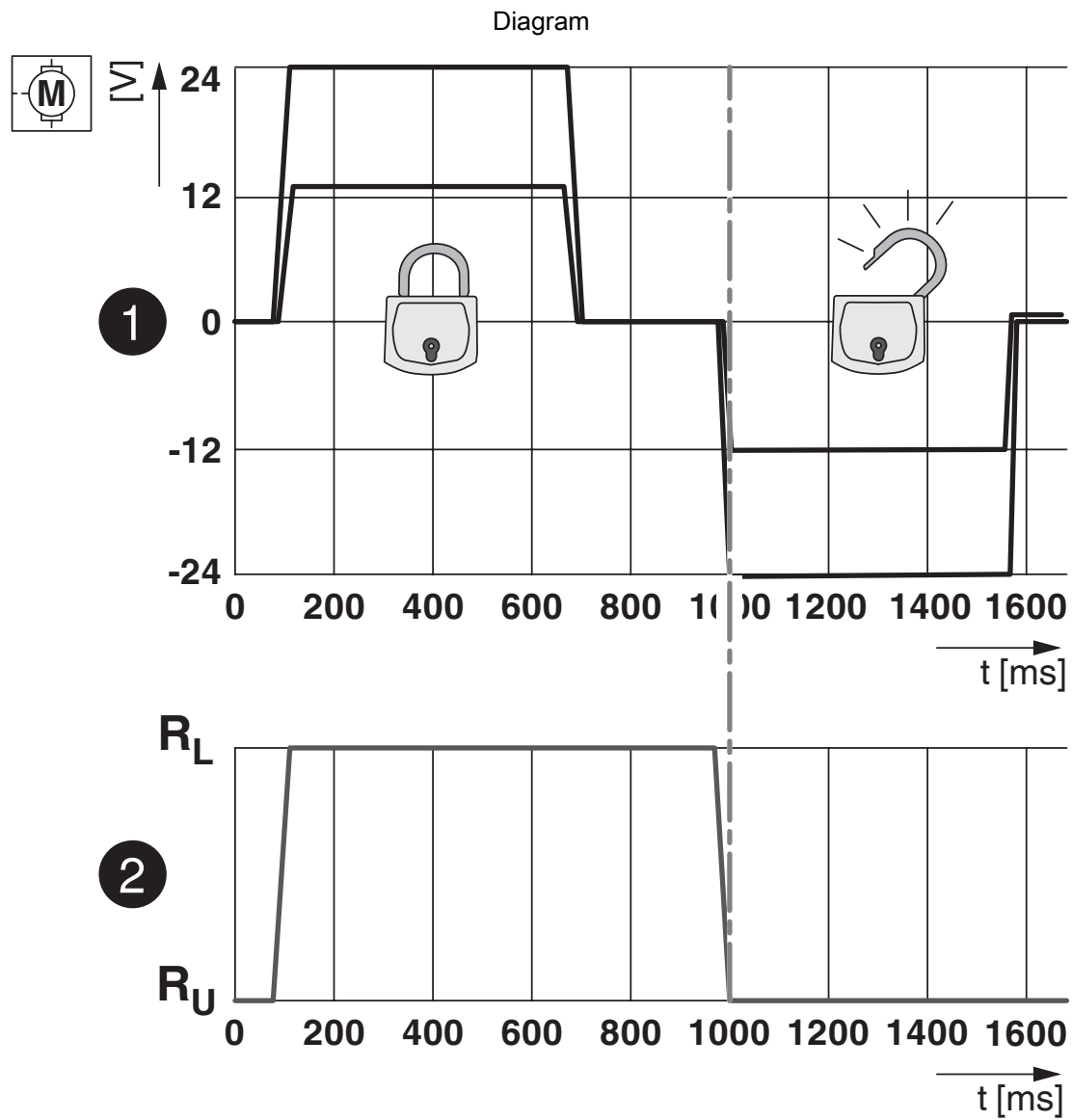


Temperature sensor technology resistance range at AC contacts

CHARX T1HBI12-DC375-2,0C1 - Vehicle charging inlet

1720106

<https://www.phoenixcontact.com/us/products/1720106>



Locking states of the locking actuator

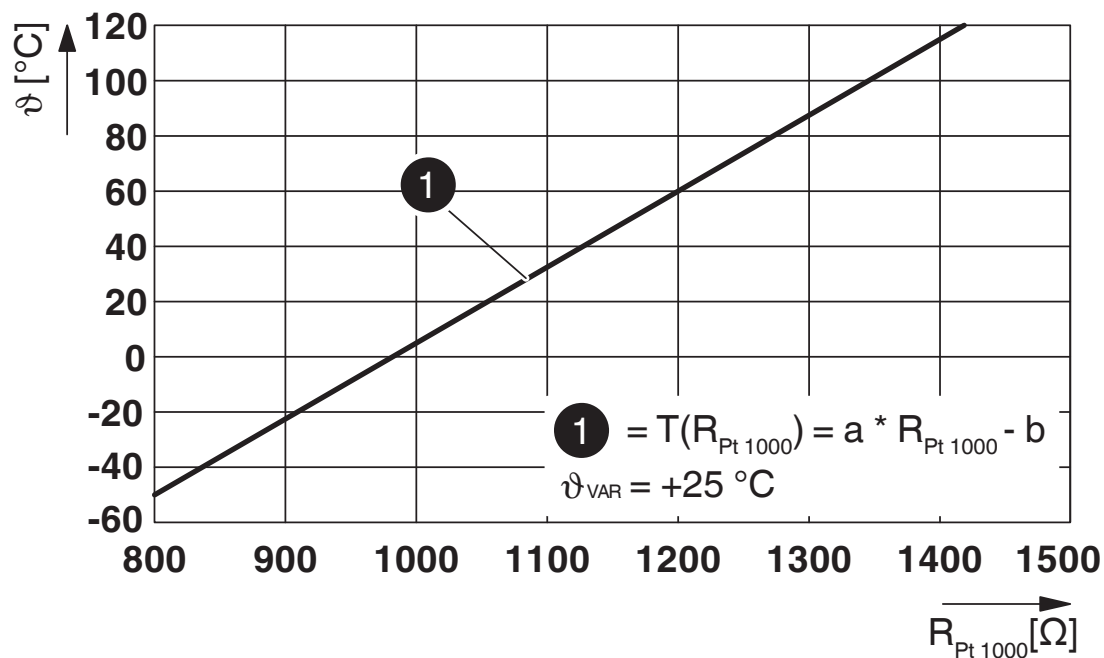
CHARX T1HBI12-DC375-2,0C1 - Vehicle charging inlet



1720106

<https://www.phoenixcontact.com/us/products/1720106>

Diagram



Pt 1000 characteristic curve at an ambient temperature of 25°C for temperature measurement at the DC contacts

CHARX T1HBI12-DC375-2,0C1 - Vehicle charging inlet



1720106
<https://www.phoenixcontact.com/us/products/1720106>

Classifications

ECLASS

ECLASS-13.0	27144706
ECLASS-15.0	27144706

ETIM

ETIM 9.0	EC002898
----------	----------

UNSPSC

UNSPSC 21.0	39121800
-------------	----------

CHARX T1HBI12-DC375-2,0C1 - Vehicle charging inlet



1720106

<https://www.phoenixcontact.com/us/products/1720106>

Environmental product compliance

EU RoHS

Fulfills EU RoHS substance requirements	Yes
Exemption	6(c), 7(c)-I

China RoHS

Environment friendly use period (EFUP)	EFUP-50
	An article-related China RoHS declaration table can be found in the download area for the respective article under "Manufacturer declaration". For all articles with EFUP-E, no China RoHS declaration table issued and required.

EU REACH SVHC

REACH candidate substance (CAS No.)	2-ethylhexyl 10-ethyl-4,4-dioctyl-7-oxo-8-oxa-3,5-dithia-4-stannatetradecanoate (DOTE)(CAS: 15571-58-1)
	Lead(CAS: 7439-92-1)
	Bis(2-(2-methoxyethoxy)ethyl)ether(CAS: 143-24-8)
	6,6'-di-tert-butyl-2,2'-methylenedi-p-cresol(CAS: 119-47-1)

Phoenix Contact 2025 © - all rights reserved
<https://www.phoenixcontact.com>

Phoenix Contact USA
586 Fulling Mill Road
Middletown, PA 17057, United States
(+717) 944-1300
info@phoenixcon.com