

1417382
<https://www.phoenixcontact.com/us/products/1417382>

Please be informed that the data shown in this PDF document is generated from our online catalog. Please find the complete data in the user documentation. Our general terms of use for downloads are valid.



Contact insert module, number of positions: PE, power contacts: 0, control contacts: 0, Pin, Axial screw connection, 25 mm² ... 70 mm², application: PE transmission

Commercial data

Item number	1417382
Packing unit	2 pc
Minimum order quantity	2 pc
Sales key	BF62
Product key	AF7ACE
GTIN	4055626112633
Weight per piece (including packing)	94.55 g
Weight per piece (excluding packing)	92.55 g
Customs tariff number	85366990
Country of origin	PL

Technical data

Notes

General	For HEAVYCON HC-B6 to B48 housing (housing height: min. 72 mm), HC-M-B...-MF-... module carrier frame required, axial connection for 5 mm Allen key
General	Connectors may be operated only when there is no load/voltage.
General	The axial screw connection must be established using a 5 mm Allen key (for stranded conductors only)

Mounting

Assembly note	To ensure correct use, installation in housing with IP54 protection or better is required
	<p>Note regarding axial connection technology:</p> <p>Only for stranded wires. The specified conductor cross-sections refer to the geometric cross section of the cable used. Cables with a geometric cross section which deviates significantly from the nominal cable cross section must be checked before use.</p> <p>The axial connection technology connection space is designed for fine strand cables according to VDE 0295 Class 5. Deviating cable structures (e.g., Class 6 cables) must be checked before use.</p> <p>Assembly instructions</p> <p>Before assembly, ensure that the tapered screw is fully loosened (chamber is open). Cables must not be twisted. The wires must be pushed into the contact chamber as far as they will go (until the insulation touches the contact). Hold the wires in position and tighten using an Allen key. The used wire end must be cut off before reconnection. The terminal screw must only be retightened once to prevent the litz wires from breaking. To prevent damage to the contact, the wire/cable must be mechanically held at an appropriate distance from the connection point (e.g., when used in a plate cut out). For notes on correct execution, see DIN VDE 0100-520:2003-06. Unused connections must be tightened with maximum torque.</p>
Hexagonal socket	SW 5

Product properties

Product type	Modular contact insert
Series	HC-M-HS
Application	PE transmission
Number of positions	1
Connection profile	PE
Number of module slots	2
No. of power contacts	0
No. of control contacts	0

Connection data

HC-M-01-AT-M-40-PE - Contact insert module



1417382

<https://www.phoenixcontact.com/us/products/1417382>

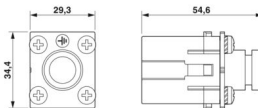
Connection technology

Connection technology	Axial screw connection
-----------------------	------------------------

Conductor connection

Conductor cross section	25 mm ² ... 70 mm ² (The cross section specification refers to the geometric cross section of the cable used)
Connection cross section AWG	10 ... 00
Tightening torque	0.5 Nm ... 1 Nm (Attaching the PE plate)
	8 Nm (25 mm ² ... 35 mm ²)
	9 Nm (50 mm ²)
	10 Nm (70 mm ²)
Stripping length of the individual wire	15 mm (with an outside conductor diameter up to 12 mm)
	19 mm (with an outside conductor diameter up to 16 mm)

Dimensions

Dimensional drawing	
Width	34.4 mm
Height	54.6 mm
Length	29.3 mm

Mechanical characteristics

Minimum housing height	72 mm
Contact diameter	9.5 mm

Electrical properties

SCCR	5 kA (UL 2237)
------	----------------

Mechanical properties

Mechanical data

Insertion/withdrawal cycles	≥ 500
-----------------------------	-------

Material specifications

Flammability rating according to UL 94	V0
Contact material	Copper alloy
Contact surface material	Ag
Contact carrier material	PC
Standards/regulations	PC

Environmental and real-life conditions

Ambient conditions

Ambient temperature (operation)	-40 °C ... 125 °C
---------------------------------	-------------------

HC-M-01-AT-M-40-PE - Contact insert module



1417382

<https://www.phoenixcontact.com/us/products/1417382>

Standards and regulations

Testing

Standards/regulations	PC: Fire protection in rail vehicles - requirement sets R22, R23, and R24 acc. to DIN EN 45545-2 (Risk level HL1 - HL3)
-----------------------	---

HC-M-01-AT-M-40-PE - Contact insert module

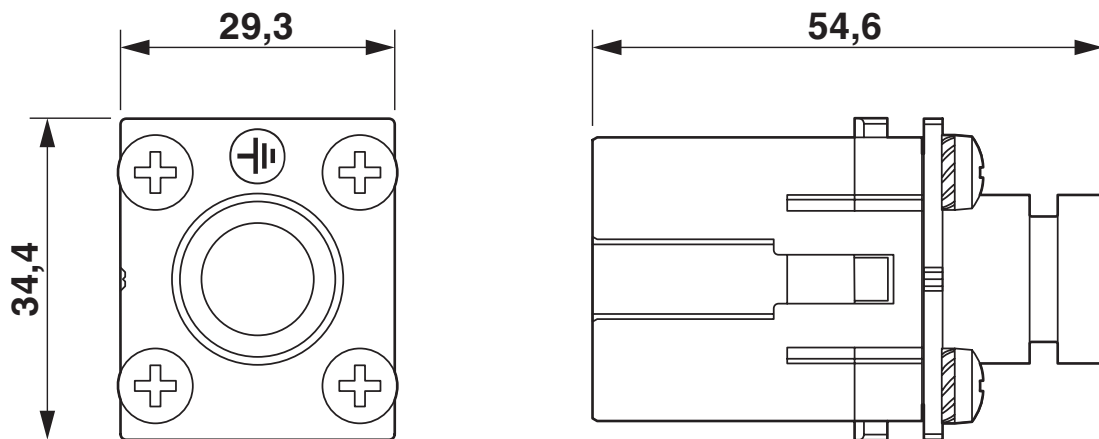


1417382

<https://www.phoenixcontact.com/us/products/1417382>

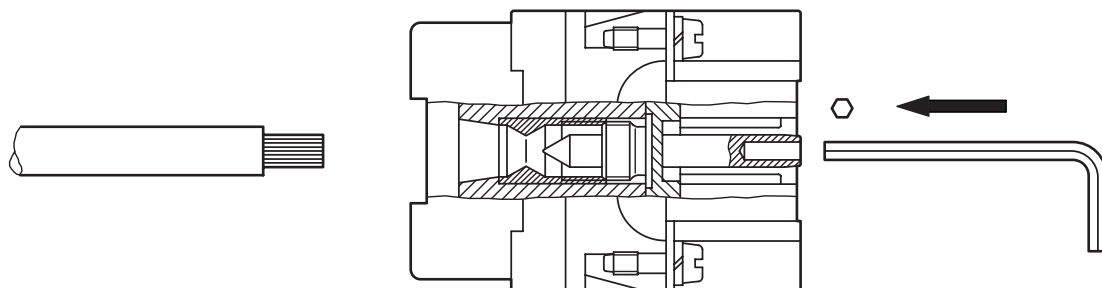
Drawings

Dimensional drawing

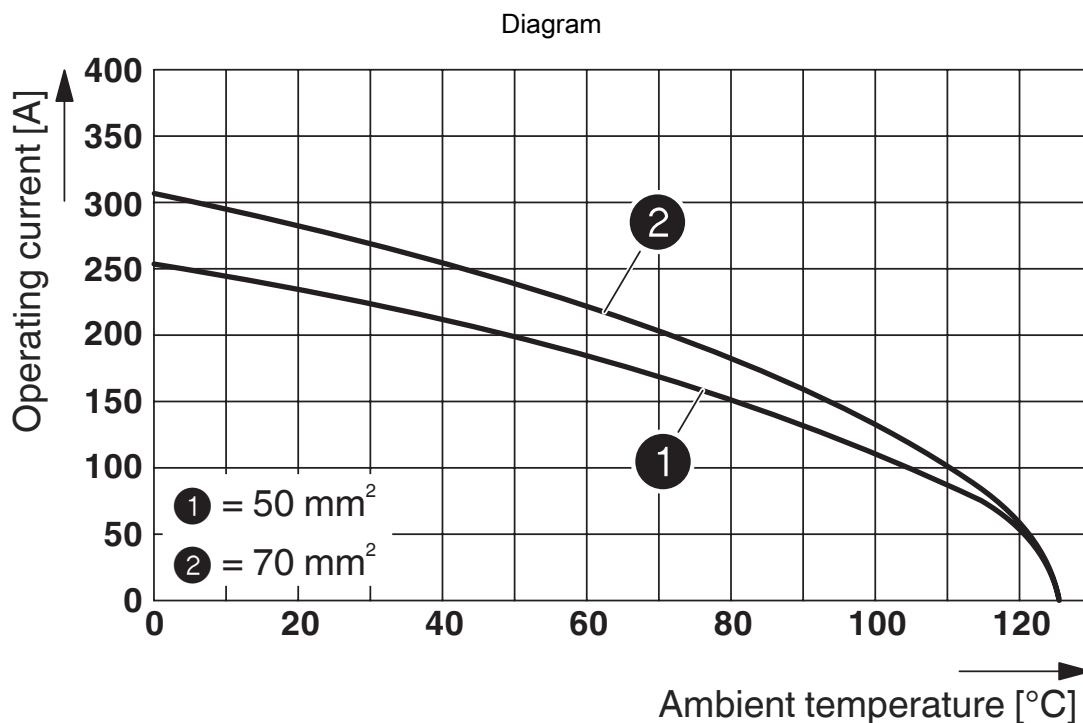


Male insert

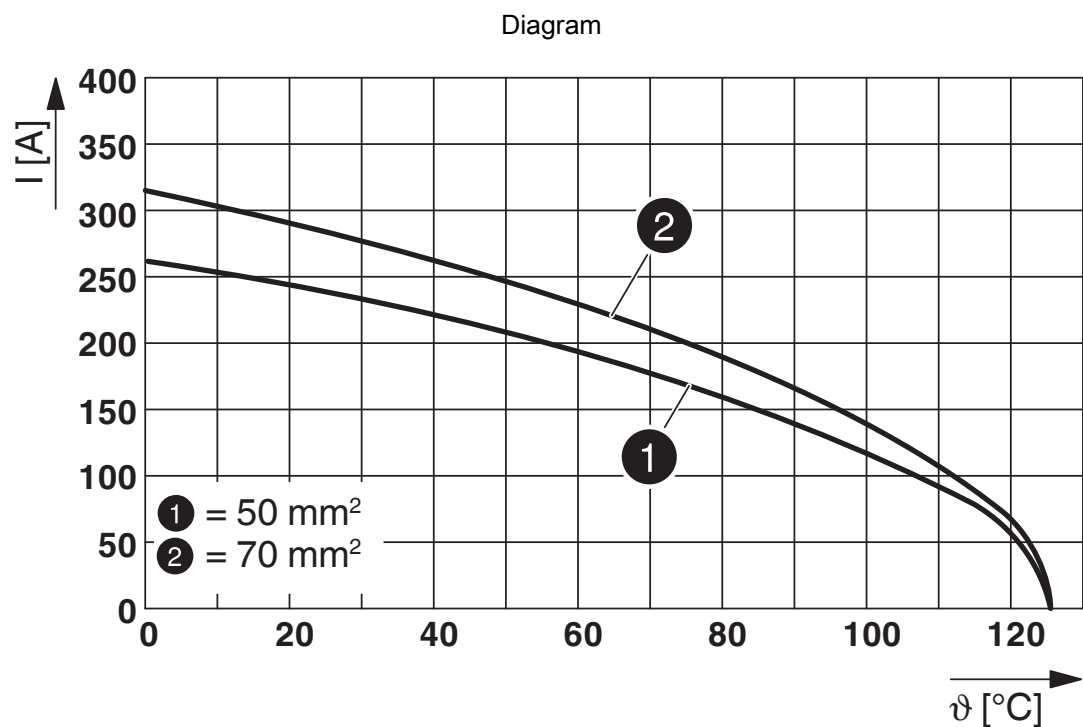
Schematic diagram



Axial screw connection



Three modules in B24 housing



Two modules in B24 housing

HC-M-01-AT-M-40-PE - Contact insert module





1417382

<https://www.phoenixcontact.com/us/products/1417382>

Approvals

To download certificates, visit the product detail page: <https://www.phoenixcontact.com/us/products/1417382>

<div> UL Recognized Approval ID: E118976</div>				
	Nominal voltage U _N	Nominal current I _N	Cross section AWG	Cross section mm ²
keine				
	600 V	-	- 00	-

<div> UL Recognized Approval ID: E468743</div>				
	Nominal voltage U _N	Nominal current I _N	Cross section AWG	Cross section mm ²
keine				
	600 V	-	-	-

HC-M-01-AT-M-40-PE - Contact insert module



1417382

<https://www.phoenixcontact.com/us/products/1417382>

Classifications

ECLASS

ECLASS-13.0	27440217
ECLASS-15.0	27440217

ETIM

ETIM 9.0	EC000438
----------	----------

UNSPSC

UNSPSC 21.0	39121400
-------------	----------

HC-M-01-AT-M-40-PE - Contact insert module



1417382

<https://www.phoenixcontact.com/us/products/1417382>

Environmental product compliance

EU RoHS	
Fulfills EU RoHS substance requirements	Yes, No exemptions
China RoHS	
Environment friendly use period (EFUP)	EFUP-E
	No hazardous substances above the limits
EU REACH SVHC	
REACH candidate substance (CAS No.)	No substance above 0.1 wt%
EF3.0 Climate Change	
CO2e kg	2.276 kg CO2e

Phoenix Contact 2025 © - all rights reserved
<https://www.phoenixcontact.com>

Phoenix Contact USA
586 Fulling Mill Road
Middletown, PA 17057, United States
(+717) 944-1300
info@phoenixcon.com