

# TRIO3-UPS/1AC/24DC/5/485-USB - Uninterruptible power supply



1359612

<https://www.phoenixcontact.com/us/products/1359612>

Please be informed that the data shown in this PDF document is generated from our online catalog. Please find the complete data in the user documentation. Our general terms of use for downloads are valid.



TRIO UPS - UPS with integrated power supply, USI (Universal Service Interface), DIN rail mounting, Push-in connection, output: 24 V DC / 5 A

## Product description

The TRIO DC UPS combines an uninterruptible power supply with an integrated power supply, thereby saving space in the control cabinet. The robust solution offers comprehensive functions such as signaling, diagnostics, connection to IPCs and PLCs, and a cold restart function in a compact housing. Tool-free wiring with Push-in Technology makes handling and startup particularly easy. With the dynamic boost and intelligent battery charging behavior, the TRIO DC UPS ensures a particularly high degree of reliability. Select the appropriate TRIO battery module for your required buffer time and effortlessly create your individual complete system.

## Your advantages

- Space-saving with the combination of a UPS and power supply in a compact housing
- Easy handling ensured by tool-free wiring with Push-in connection technology
- Robust and reliable due to dynamic boost and intelligent battery charging behavior
- Direct diagnostics with multicolor LEDs and signal contacts for a clear status display
- Smart parameterization and monitoring via interface connection (USB-C and RS-485)

## Commercial data

Item number	1359612
Packing unit	1 pc
Minimum order quantity	1 pc
Sales key	CM25
Product key	CMUD13
GTIN	4063151689674
Weight per piece (including packing)	1,028 g
Weight per piece (excluding packing)	920 g
Customs tariff number	85044095
Country of origin	CN

# TRIO3-UPS/1AC/24DC/5/485-USB - Uninterruptible power supply



1359612

<https://www.phoenixcontact.com/us/products/1359612>

## Technical data

### Input data

Input voltage range	100 V AC ... 240 V AC -15 % ... +10 %
	115 V AC ... 240 V AC $\pm 10$ % (UL)
Voltage type of supply voltage	AC
Inrush current integral ( $I^2t$ )	typ. $< 0.5 \text{ A}^2\text{s}$
Inrush current limitation	typ. $< 21 \text{ A}$
Frequency range ( $f_N$ )	50 Hz ... 60 Hz $\pm 10$ %
Mains buffering time	typ. $\geq \text{---} \oplus \text{ ms}$ (120 V AC)
Static Boost ( $I_{\text{Stat.Boost}}$ )	5 A
Switch-on time during battery operation (Bat.-Start)	$< 10 \text{ ms}$
Discharge current to PE	$< 3.5 \text{ mA}$
Current consumption	typ. 2.29 A (100 V AC)
Current consumption $I_N$ ( $U_N$ , $I_{\text{OUT}} = I_N$ , $I_{\text{charge}} = 0$ )	1.2 A (120 V AC)
Current consumption $I_{\text{max}}$ ( $U_N$ , $I_{\text{OUT}} = I_{\text{Stat.Boost}}$ , $I_{\text{charge}} = \text{max}$ )	2.12 A (120 V AC)
Current consumption $I_{\text{No-Load}}$ ( $U_N$ , $I_{\text{OUT}} = 0$ , $I_{\text{charge}} = 0$ )	0.11 A (120 V AC)
Current consumption $I_{\text{charge}}$ ( $U_N$ , $I_{\text{OUT}} = 0$ , $I_{\text{charge}} = \text{max}$ )	0.92 A (120 V AC)
Power consumption $P_N$ ( $U_N$ , $I_{\text{OUT}} = I_N$ , $I_{\text{charge}} = 0$ )	130 W (120 V AC)
Power consumption $P_{\text{max}}$ ( $U_N$ , $I_{\text{OUT}} = I_{\text{Stat.Boost}}$ , $I_{\text{charge}} = \text{max}$ )	248 W (120 V AC)
Power consumption $P_{\text{No-Load}}$ ( $U_N$ , $I_{\text{OUT}} = 0$ , $I_{\text{charge}} = 0$ )	4.3 W (120 V AC)
Power consumption $P_{\text{charge}}$ ( $U_N$ , $I_{\text{OUT}} = 0$ , $I_{\text{charge}} = \text{max}$ )	101 W (120 V AC)
Input fuse	6.3 A (internal (device protection))
Recommended breaker for input protection	6 A ... 16 A

### Output data

Efficiency	typ. 92.8 % (120 V AC)
	typ. 93.3 % (230 V AC)
Short-circuit-proof	yes
No-load proof	yes
Crest factor	typ. 1.72 (120 V AC)
	typ. 1.96 (230 V AC)
Switch-over time	$< 3 \text{ ms}$
Output current limit	5 A
UPS connection in parallel	yes, with diode module uncoupled
UPS connection in series	no
Energy storage device connection in parallel	yes, max. 3
Energy storage device connection in series	no
Feedback voltage resistance	$\leq 35 \text{ V DC}$
Protection against overvoltage at the output (OVP)	$\leq 35 \text{ V DC}$
Residual ripple	$< 25 \text{ mV}$
Rise time	$\leq 1 \text{ s}$ ( $U_{\text{Out}} = 10 \% \dots 90 \%$ )

# TRIO3-UPS/1AC/24DC/5/485-USB - Uninterruptible power supply



1359612

<https://www.phoenixcontact.com/us/products/1359612>

## Mains operation

Output voltage	24 V DC
Output voltage range	24 V DC ... 28 V DC (>24 V, performance-limited)
	max. 120 W
Output current $I_N$	5 A
Dynamic BOOST $I_{\text{Dyn.Boost}}$ ( $I_{\text{Dyn.Boost}}$ )	7.5 A (5 s)
Dynamic BOOST $I_{\text{Bat.Boost}}$ ( $I_{\text{Bat.Boost}}$ )	20 A (5 s)
Output power $P_N$	120 W
Output power $P_{\text{Dyn. Boost}}$	180 W (5 s)
Output power $P_{\text{Bat. Boost}}$	480 W (5 s)
Maximum no-load power dissipation	$\leq 6$ W (120 V AC)
	$\leq 6$ W (230 V AC)
Power loss nominal load max.	$\leq 10$ W (120 V AC)
	$\leq 10$ W (230 V AC)

## Battery operation

Output voltage	$U_{\text{BAT}} - 0.1$ V DC
Output voltage range	19.2 V DC ... 32 V DC
Output current $I_N$	5 A
Dynamic BOOST $I_{\text{Dyn.Boost}}$ ( $I_{\text{Dyn.Boost}}$ )	7.5 A (5 s)
Dynamic BOOST $I_{\text{Bat.Boost}}$ ( $I_{\text{Bat.Boost}}$ )	20 A (5 s)
Output power $P_N$	120 W
Output power $P_{\text{Dyn. Boost}}$	180 W (5 s)
Output power $P_{\text{Bat. Boost}}$	480 W (5 s)
Output power $P_{\text{OUT}}$ ( $U_N$ , $I_{\text{OUT}} = I_{\text{dyn.Boost}}$ )	180 W (5 s)
Maximum no-load power dissipation	$\leq 1.5$ W (120 V AC)
	$\leq 1.5$ W (230 V AC)
Power loss nominal load max.	$\leq 2$ W (120 V AC)
	$\leq 2$ W (230 V AC)

## Energy storage

Nominal voltage $U_N$	24 V DC
Charging voltage	max. 32 V DC
Charging current (Preset)	1 A
Charging current (Configurable)	0.2 A ... 3 A (-25 °C ... 55 °C $\pm 0.5$ K)
Charging current (Reduced)	3 A ... 2.25 A (55 °C ... 65 °C $\pm 0.5$ K)
Charging current (max.)	3 A
Nominal capacity range	1.2 Ah ... 40 Ah
Battery technology	VRLA-AGM
Charge characteristic curve	$IU_0U$

## Connection data

# TRIO3-UPS/1AC/24DC/5/485-USB - Uninterruptible power supply



1359612

<https://www.phoenixcontact.com/us/products/1359612>

## Input

Position	1.x
----------	-----

## Connection technology

Position marking	1.1 (L/+), 1.2 (N/-), 1.3 (Ⓢ/PE)
------------------	----------------------------------

## Conductor connection

Connection method	Push-in connection
rigid	0.2 mm² ... 4 mm²
	1.5 mm²
flexible	0.2 mm² ... 2.5 mm²
	1.5 mm²
flexible with ferrule without plastic sleeve	0.25 mm² ... 2.5 mm²
	1.5 mm²
flexible with ferrule with plastic sleeve	0.25 mm² ... 2.5 mm²
	1.5 mm²
AWG	24 ... 12
	16
Stripping length	10 mm

## Output

Position	2.x
----------	-----

## Connection technology

Position marking	2.1 (+), 2.2 (+), 2.3 (-), 2.4 (-)
------------------	------------------------------------

## Conductor connection

Connection method	Push-in connection
rigid	0.2 mm² ... 4 mm²
	1.5 mm²
flexible	0.2 mm² ... 2.5 mm²
	1.5 mm²
flexible with ferrule without plastic sleeve	0.25 mm² ... 2.5 mm²
	1.5 mm²
flexible with ferrule with plastic sleeve	0.25 mm² ... 2.5 mm²
	1.5 mm²
AWG	24 ... 12
	16
Stripping length	10 mm

## Battery

Position	4.x
----------	-----

## Connection technology

Position marking	4.1 (+), 4.2 (-)
------------------	------------------

# TRIO3-UPS/1AC/24DC/5/485-USB - Uninterruptible power supply



1359612

<https://www.phoenixcontact.com/us/products/1359612>

## Conductor connection

Connection method	Push-in connection
rigid	0.2 mm <sup>2</sup> ... 10 mm <sup>2</sup>
	2.5 mm <sup>2</sup>
flexible	0.2 mm <sup>2</sup> ... 6 mm <sup>2</sup>
	2.5 mm <sup>2</sup>
flexible with ferrule without plastic sleeve	0.25 mm <sup>2</sup> ... 6 mm <sup>2</sup>
	2.5 mm <sup>2</sup>
flexible with ferrule with plastic sleeve	0.25 mm <sup>2</sup> ... 4 mm <sup>2</sup>
	2.5 mm <sup>2</sup>
AWG	24 ... 8
	14
Stripping length	12 mm

## Signal

Position	3.x
----------	-----

## Conductor connection

Connection method	Push-in connection
rigid	0.2 mm <sup>2</sup> ... 1.5 mm <sup>2</sup>
	0.5 mm <sup>2</sup>
flexible	0.2 mm <sup>2</sup> ... 1.5 mm <sup>2</sup>
	0.5 mm <sup>2</sup>
flexible with ferrule without plastic sleeve	0.2 mm <sup>2</sup> ... 1.5 mm <sup>2</sup>
	0.5 mm <sup>2</sup>
flexible with ferrule with plastic sleeve	0.2 mm <sup>2</sup> ... 0.75 mm <sup>2</sup>
	0.5 mm <sup>2</sup>
AWG	24 ... 16
	20
Stripping length	8 mm

## Interfaces

Interface	USI (Universal Service Interface)
Number of interfaces	1
Connection method	USB type C
Position	5.x
Locking	Screw
Transmission physics	USB 1.1
Topology	Point-to-point
Transmission speed	12 Mbps
	9600 baud ... 115200 baud (Default: 115200 baud)
Transmission length	max. 3 m
Access time	≤ 2 s

# TRIO3-UPS/1AC/24DC/5/485-USB - Uninterruptible power supply



1359612

<https://www.phoenixcontact.com/us/products/1359612>

## RS-485

Interface	RS-485 (Modbus RTU)
Number of interfaces	1
Connection method	3-conductor connection via connector
Position	5.x
Locking	Wires screwed into inserted adapter
Transmission physics	Fieldbus
Topology	Modbus RTU
Transmission speed	19200 bps
	230400 bps
	2400 baud ... 230400 baud
Transmission length	max. 500 m

## Signaling

### LED signaling

Types of signaling	LED: DC output
Function	Visualization of the operating state of the DC output voltage (DC OK)
Color	red, yellow, green (multicolor LED)
LED off	Device off (Off)
LED on (green), DC OK	Output power in operation < 90% (On (green), DC OK)
LED on (yellow), I <sub>Out</sub> > 90 %	Output power in operation > 90% (On (yellow), I <sub>Out</sub> > 90% )
LED on (red), I <sub>SHORT</sub>	Output power overload > 150% (On (red), I <sub>SHORT</sub> )
LED on (flashing red) OVP	U <sub>OUT</sub> > OVP (Over voltage protection) (on (flashing red 50%))

### LED signaling

Types of signaling	LED: device state
Function	Visual display of the operating state of the UPS
Color	red, yellow, green (multicolor LED)
LED off	Device off (Off)
LED on (green)	Device on (on (green))
LED on (flashing green 90%)	Remote contact is short-circuited with Output (-). (on (flashing green 90%))
LED on (flashing green 10 %)	Signaling time after shutdown in battery operation (on (flashing green 10%))
LED on (yellow)	Battery operation (on (yellow))
LED on (flashing yellow)	Battery charging (on (flashing yellow 50%))
LED on (red)	Group alarm, device (on (red))
LED on (flashing red)	Service mode for battery (on (flashing red 50%))

### LED signaling

Types of signaling	LED: battery condition
Function	Visual display of the operating state of the battery

# TRIO3-UPS/1AC/24DC/5/485-USB - Uninterruptible power supply



1359612

<https://www.phoenixcontact.com/us/products/1359612>

Color	red, yellow, green (multicolor LED)
LED off	Device off (Off)
LED on (green)	Battery SOH > 6 months (on (green))
LED on (yellow)	Battery SOH < 6 months (on (yellow))
LED on (red)	Group alarm, battery (on (red))
LED on (flashing red)	Battery SOH = 0 months (on (flashing red 50%))

## Signal input Bat.-Start

Signalization designation	Bat.-Start
Position	3.x
Position marking	3.6 (Bat.-Start)
Low signal	Connection to Output (-) with < 2.7 kΩ
High signal	Open (> 200 kΩ between Bat.-Start and Output (-))

## Signal input Remote

Signalization designation	Remote
Position	3.x
Position marking	3.7 (Remote)
Low signal	Connection to Output (-) with < 2.7 kΩ
High signal	Open (> 200 kΩ between Remote and Output (-))

## Signal input Temp.-Sensor

Signalization designation	Temp.-Sensor
Position	3.x
Position marking	3.8 (Temp.-Sensor), 3.9 (Temp.-Sensor)
Voltage	max. 3.5 V (when the sensor is not connected)
Short-circuit current rating	max. 3 mA

## Signal output DC OK

Position	3.x
Signalization designation	DC OK
Position marking	3.1 (DC OK)
State condition (Contact closed (battery operation))	$U_{Out} > 20.4 \text{ V}$ ; $U_{Out} < 32 \text{ V}$
State condition (Contact open (battery operation))	$U_{Out} < 20.4 \text{ V}$ ; $U_{Out} > 32 \text{ V}$
Switching output	Transistor output, active
Output voltage	24 V DC
Continuous load current	20 mA
LED status indicator	green (LED: DC output)

## Signal output Battery Mode

Position	3.x
Signalization designation	Bat.-Mode
Position marking	3.2 (Bat.-Mode)
State condition (Contact closed)	Device in battery mode
State condition (Contact open)	Device in mains mode or device off

# TRIO3-UPS/1AC/24DC/5/485-USB - Uninterruptible power supply



1359612

<https://www.phoenixcontact.com/us/products/1359612>

Switching output	Transistor output, active
Output voltage	24 V DC
Continuous load current	20 mA
LED status indicator	yellow (LED: device state)

## Signal output

Position	3.x
Signalization designation	Bat.-Service
Position marking	3.3 (Bat.-Service)
State condition (Contact closed)	Device in battery mode
State condition (Contact open)	Device in mains mode or device off
Switching output	Transistor output, active
Output voltage	24 V DC
Continuous load current	20 mA
LED status indicator	red, flashing (LED: device status)

## Signal output Alarm

Position	3.x
Signalization designation	Alarm
Position marking	3.4 (Alarm)
State condition (Contact closed)	no alarm
State condition (Contact open)	Alarm
Switching output	Transistor output, active
Output voltage	24 V DC
Continuous load current	20 mA
LED status indicator	red (LED: battery status)

## Signal output Ready

Position	3.x
Signalization designation	Ready
Position marking	3.5 (Ready)
State condition (Contact closed (mains operation))	Battery is fully charged
State condition (Contact closed (battery operation))	As long as output voltage > cut-off voltage
State condition (Contact open (mains operation))	Battery charging
State condition (Contact open (battery operation))	Output voltage < cut-off voltage or device is switched off
Switching output	Transistor output, active
Output voltage	24 V DC
Continuous load current	20 mA

## Product properties

Product type	DC UPS with integrated power supply
Product family	TRIO UPS
MTBF (IEC 61709, SN 29500)	969240 h (25 °C) 606164 h (40 °C)



# TRIO3-UPS/1AC/24DC/5/485-USB - Uninterruptible power supply



1359612

<https://www.phoenixcontact.com/us/products/1359612>

294413 h (60 °C)

## Insulation characteristics

Protection class	I
Degree of pollution	2

## Dimensions

### Item dimensions

Width	68 mm
Height	135 mm
Depth	132 mm
Depth (Device depth (DIN rail mounting))	125 mm (Device depth (DIN rail mounting))

### Installation dimensions

Installation distance right/left	0 mm / 0 mm
Installation distance top/bottom	50 mm / 50 mm

## Mounting


Mounting type	DIN rail mounting
Mounting position	horizontal DIN rail NS 35, EN 60715

## Material specifications

Material (Housing front)	PS
Flammability rating according to UL 94 (housing / terminal blocks)	V0
Housing material	Aluminum

## Environmental and real-life conditions

### Ambient conditions

Degree of protection	IP20
Ambient temperature (operation)	-25 °C ... 70 °C
Ambient temperature (operation) (Output power derating)	> 60 °C (2.5 %/K)
Ambient temperature (storage/transport)	-40 °C ... 85 °C
Maximum altitude	≤ 5000 m (≤  m DIN EN 61558-2-16)
Maximum altitude (Output power derating)	> 2000 m (10 %/1000 m)
Climatic class	3K3 (EN 60721)
Shock	18 ms, 30g, per spatial direction
Vibration (operation)	5 Hz ... 100 Hz, amplitude ±2.5 mm, 2.3g 30 Hz ... 100 Hz, 2.3g, 90 min.

## Standards and regulations

### Overvoltage category

EN 61010-1	III (≤ 2000 m) / II (≤ 5000 m)
------------	--------------------------------

# TRIO3-UPS/1AC/24DC/5/485-USB - Uninterruptible power supply



1359612

<https://www.phoenixcontact.com/us/products/1359612>

EN 61010-2-201	III ( $\leq 2000$ m) / II ( $\leq 5000$ m)
Safety of power supply units up to 1100 V (insulation distances)	
Standard designation	Safety of power supply units up to 1100 V (insulation distances)
Standards/specifications	DIN EN 61558-2-16
Electrical safety	
Standard designation	Electrical safety
Standards/specifications	IEC 61010-2-201 (SELV)
Electronic equipment for use in power installations	
Standard designation	Equipping high voltage installations with electronic equipment
Standards/specifications	EN 50178/VDE 0160 (PELV)
Safety for measurement, control, and laboratory equipment	
Standard designation	Safety for equipment for measurement, control, and laboratory use
Standards/specifications	IEC 61010-1
Protective extra-low voltage	
Standard designation	Protective extra-low voltage
Standards/specifications	IEC 61010-1 (SELV)
	IEC 61010-2-201 (PELV)
Safe isolation	
Standard designation	Safe isolation
Standards/specifications	IEC 61010-2-201
Limitation of harmonic line currents	
Standard designation	Limitation of harmonic line currents
Standards/specifications	EN 61000-3-2
Mains variation/undervoltage	
Standard designation	Mains variation/undervoltage
Standards/specifications	SEMI F47
	EN 61000-4-11

## Approvals

UL

Identification	UL/C-UL Listed UL 61010-1
----------------	---------------------------

UL

Identification	UL/C-UL Listed UL 61010-2-201
----------------	-------------------------------

ANSI/UL 121201

Identification	UL/C-UL Listed ANSI/ISA-12.12.01 Class I, Division 2, Groups A, B, C
----------------	--

# TRIO3-UPS/1AC/24DC/5/485-USB - Uninterruptible power supply



1359612

<https://www.phoenixcontact.com/us/products/1359612>

## Shipbuilding

Identification	DNV
----------------	-----

## Shipbuilding

Identification	LR
----------------	----

## Shipbuilding

Identification	Nippon Kaiji Kyokai
----------------	---------------------

## EMC data

Electromagnetic compatibility	Conformance with EMC Directive 2014/30/EU
Low Voltage Directive	Conformance with Low Voltage Directive 2014/35/EC
Interference emission	Interference emission in accordance with EN 61000-6-3 (residential areas), EN 61000-6-4 (industrial areas) and EN 61000-6-8 (commercial areas)
Noise immunity	Immunity in accordance with EN 61000-6-2 (industrial)

## Conducted noise emission

Standards/regulations	EN 61000-6-3
-----------------------	--------------

## Noise emission

Standards/regulations	EN 61000-6-3
-----------------------	--------------

## Harmonic currents

Standards/regulations	EN 61000-3-2
-----------------------	--------------

## Flicker

Standards/regulations	EN 61000-3-3
-----------------------	--------------

## Electrostatic discharge

Standards/regulations	EN 61000-4-2
-----------------------	--------------

## Electrostatic discharge

Contact discharge	6 kV (Test Level 3)
Discharge in air	8 kV (Test Level 3)

## Electromagnetic HF field

Standards/regulations	EN 61000-4-3
-----------------------	--------------

## Electromagnetic HF field

Frequency range	80 MHz ... 6 GHz
Test field strength	10 V/m
Frequency range	1.4 GHz ... 6 GHz
Test field strength	3 V/m

## Fast transients (burst)

Standards/regulations	EN 61000-4-4
-----------------------	--------------

# TRIO3-UPS/1AC/24DC/5/485-USB - Uninterruptible power supply



1359612

<https://www.phoenixcontact.com/us/products/1359612>

## Fast transients (burst)

Input	± 4 kV (100 kHz)
Output	± 2 kV (100 kHz)
Signal	± 2 kV (100 kHz)
Voltage (Battery)	± 2 kV (100 kHz)
Voltage (USB)	± 2 kV (100 kHz)

## Surge voltage load (surge)

Standards/regulations	EN 61000-4-5
-----------------------	--------------

## Surge voltage load (surge)

Input	2 kV (Test Level 4 - symmetrical)
	4 kV (Test Level 4 - asymmetrical)
Output	1 kV (Test Level 3 - symmetrical)
	2 kV (Test Level 3 - asymmetrical)
Signal	1 kV (Test Level 2 - asymmetrical)

## Conducted interference

Standards/regulations	EN 61000-4-6
-----------------------	--------------

## Conducted interference

Frequency range	0.15 MHz ... 80 MHz
Voltage	10 V

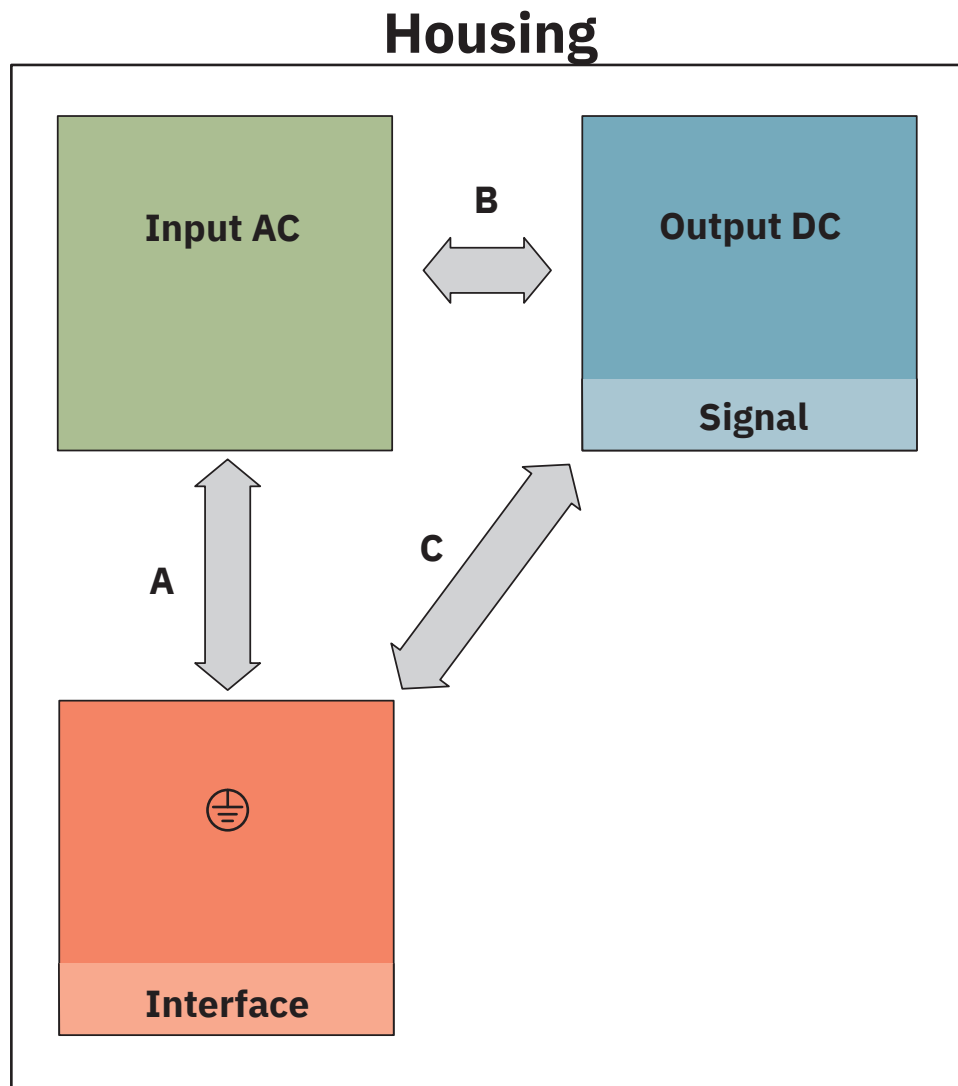
# TRIO3-UPS/1AC/24DC/5/485-USB - Uninterruptible power supply

1359612

<https://www.phoenixcontact.com/us/products/1359612>

## Drawings

Schematic diagram



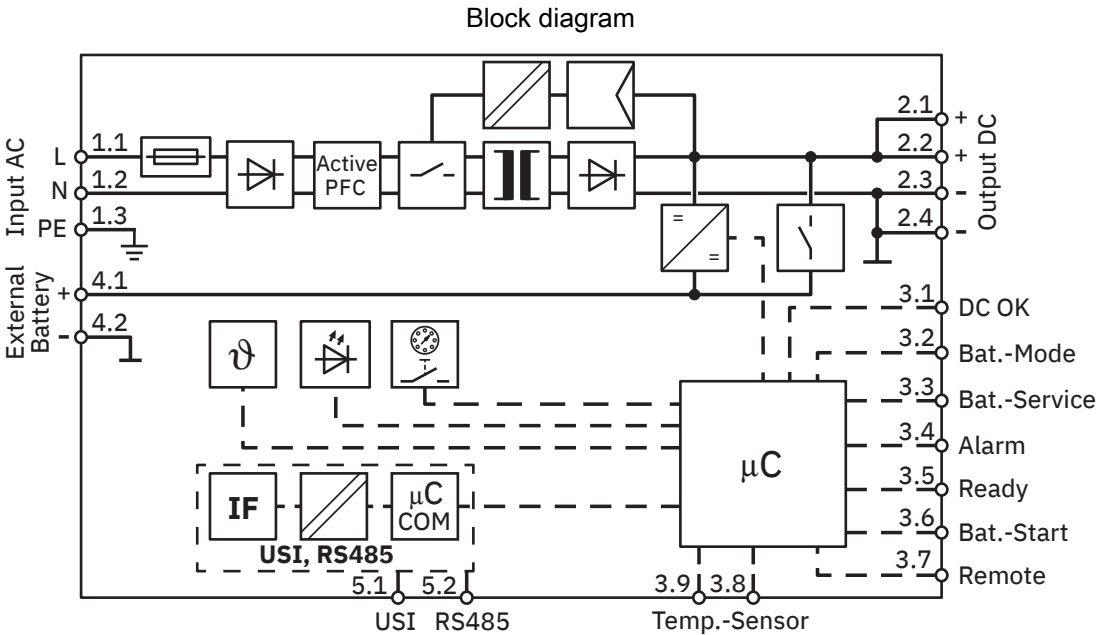
Insulation electric strength

TRIO3-UPS/1AC/24DC/5/485-USB - Uninterruptible power supply



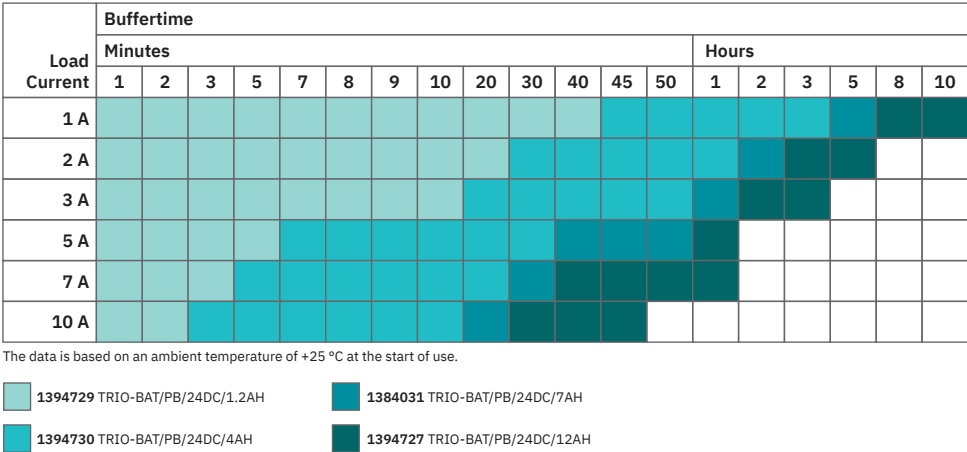
1359612

https://www.phoenixcontact.com/us/products/1359612



Block diagram

Graphic



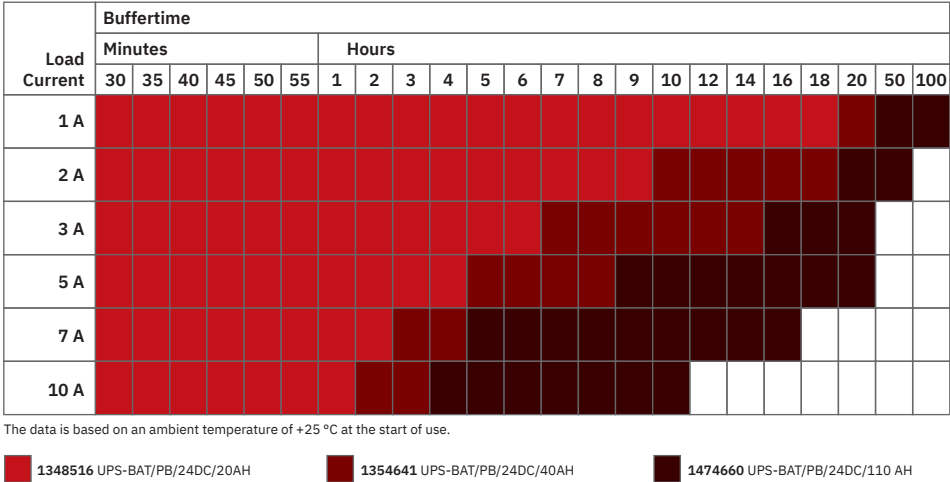
Buffer times for TRIO DC UPS for TRIO battery modules

TRIO3-UPS/1AC/24DC/5/485-USB - Uninterruptible power supply



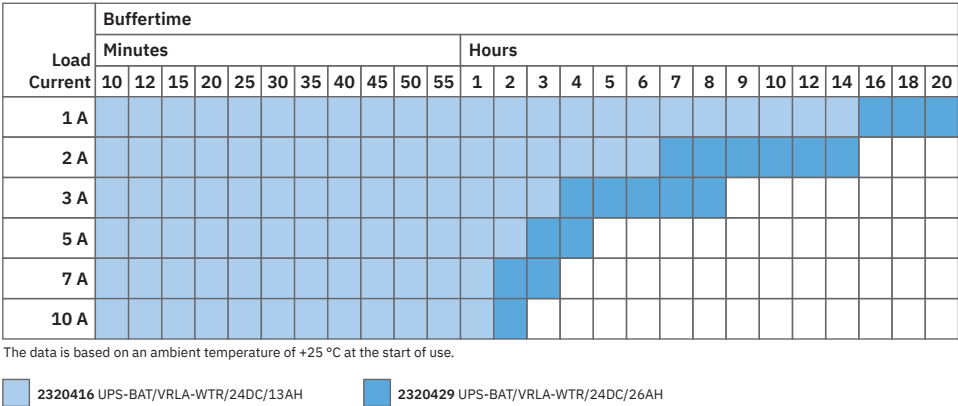
1359612  
https://www.phoenixcontact.com/us/products/1359612

Graphic



Buffer times for TRIO DC UPS for lead battery module

Graphic



Buffer times for TRIO DC UPS for VRLA-WTR battery modules

# TRIO3-UPS/1AC/24DC/5/485-USB - Uninterruptible power supply



1359612

<https://www.phoenixcontact.com/us/products/1359612>

## Approvals

To download certificates, visit the product detail page: <https://www.phoenixcontact.com/us/products/1359612>



**cULus Listed**

Approval ID: E123528-20220128

**DNV**

Approval ID: TAA00000BM

**CoC / Compliance Statement**

Approval ID: C211-0013/25



**cULus Listed**

Approval ID: E199827-20220207



# TRIO3-UPS/1AC/24DC/5/485-USB - Uninterruptible power supply



1359612  
<https://www.phoenixcontact.com/us/products/1359612>

## Classifications

### ECLASS

ECLASS-13.0	27040705
ECLASS-15.0	27040705

### ETIM

ETIM 9.0	EC000382
----------	----------

### UNSPSC

UNSPSC 21.0	39121000
-------------	----------

# TRIO3-UPS/1AC/24DC/5/485-USB - Uninterruptible power supply



1359612  
<https://www.phoenixcontact.com/us/products/1359612>

## Environmental product compliance

EU RoHS	
Fulfills EU RoHS substance requirements	Yes
Exemption	34, 6(c), 7(a), 7(c)-I
China RoHS	
Environment friendly use period (EFUP)	EFUP-25
	An article-related China RoHS declaration table can be found in the download area for the respective article under "Manufacturer declaration". For all articles with EFUP-E, no China RoHS declaration table issued and required.
EU REACH SVHC	
REACH candidate substance (CAS No.)	Hexahydromethylphthalic anhydride(CAS: n/a)
	Lead(CAS: 7439-92-1)

# TRIO3-UPS/1AC/24DC/5/485-USB - Uninterruptible power supply



1359612

<https://www.phoenixcontact.com/us/products/1359612>

## Mandatory accessories

### TRIO-BAT/PB/24DC/1.2AH - Battery module

1394729

<https://www.phoenixcontact.com/us/products/1394729>



Battery module (device with battery), VRLA-AGM, 24 V DC, 1.2 Ah

---

### TRIO-BAT/PB/24DC/4AH - Battery module

1394730

<https://www.phoenixcontact.com/us/products/1394730>



Battery module (device with battery), VRLA-AGM, 24 V DC, 4 Ah

# TRIO3-UPS/1AC/24DC/5/485-USB - Uninterruptible power supply



1359612

<https://www.phoenixcontact.com/us/products/1359612>

## TRIO-BAT/PB/24DC/7AH - Battery module

1384031

<https://www.phoenixcontact.com/us/products/1384031>

Battery module (device with battery), VRLA-AGM, 24 V DC, 7 Ah




---

## TRIO-BAT/PB/24DC/12AH - Battery module

1394727

<https://www.phoenixcontact.com/us/products/1394727>

Battery module (device with battery), VRLA-AGM, 24 V DC, 12 Ah



# TRIO3-UPS/1AC/24DC/5/485-USB - Uninterruptible power supply



1359612

<https://www.phoenixcontact.com/us/products/1359612>

## UPS-BAT/PB/24DC/20AH - Battery module

1348516

<https://www.phoenixcontact.com/us/products/1348516>



Battery module (device with battery), VRLA-AGM, 24 V DC, 20 Ah, automatic detection and communication with QUINT UPS-IQ

---

## UPS-BAT/PB/24DC/40AH - Battery module

1354641

<https://www.phoenixcontact.com/us/products/1354641>



Battery module (device with battery), VRLA-AGM, 24 V DC, 40 Ah, automatic detection and communication with QUINT UPS-IQ

# TRIO3-UPS/1AC/24DC/5/485-USB - Uninterruptible power supply



1359612

<https://www.phoenixcontact.com/us/products/1359612>

## UPS-BAT/VRLA-WTR/24DC/13AH - Battery module

2320416

<https://www.phoenixcontact.com/us/products/2320416>



Battery module (device with battery), lead AGM, VRLA technology 24 V DC, 13 Ah, tool-free battery change, automatic detection, and communication with QUINT UPS-IQ

---

## UPS-BAT/VRLA-WTR/24DC/26AH - Battery module

2320429

<https://www.phoenixcontact.com/us/products/2320429>



Battery module (device with battery), lead AGM, VRLA technology 24 V DC, 26 Ah, tool-free battery change, automatic detection, and communication with QUINT UPS-IQ

---

## Accessories

# TRIO3-UPS/1AC/24DC/5/485-USB - Uninterruptible power supply



1359612

<https://www.phoenixcontact.com/us/products/1359612>

## UWA 182/52 - Mounting adapter

2938235

<https://www.phoenixcontact.com/us/products/2938235>



Universal wall adapter for securely mounting the device in the event of strong vibrations. The device is screwed directly onto the mounting surface. The universal wall adapter is attached on the top/bottom.

---

## SZS 0,4X2,5 VDE - Screwdriver

1205037

<https://www.phoenixcontact.com/us/products/1205037>



Screwdriver, slot-headed, VDE insulated, size: 0.4 x 2.5 x 80 mm, 2-component grip, with non-slip grip

# TRIO3-UPS/1AC/24DC/5/485-USB - Uninterruptible power supply



1359612

<https://www.phoenixcontact.com/us/products/1359612>

## POTI SEALING PLUG - Sealing plug

1175957

<https://www.phoenixcontact.com/us/products/1175957>



Sealing plug for protection against manipulation (adjustment of the DC output voltage) by sealing off the potentiometer opening

## MC 1,5/ 3-ST-3,5 BKBDWHD/A-COM - PCB connector

1522959

<https://www.phoenixcontact.com/us/products/1522959>



PCB connector, nominal cross section: 1.5 mm<sup>2</sup>, color: black, nominal current: 8 A, rated voltage (III/2): 160 V, contact surface: Sn, contact connection type: Socket, number of rows: 1, number of positions: 3, product range: MC 1,5/..-ST, pitch: 3.5 mm, connection method: Screw connection with tension sleeve, screw head form: L Slotted, conductor/PCB connection direction: 0 °, plug-in system: COMBICON MC 1,5, locking: without, mounting method: without, type of packaging: packed in cardboard

Phoenix Contact 2025 © - all rights reserved

<https://www.phoenixcontact.com>

Phoenix Contact USA  
586 Fulling Mill Road  
Middletown, PA 17057, United States  
(+717) 944-1300  
[info@phoenixcon.com](mailto:info@phoenixcon.com)