

SACC-DSI-M12MS-8P-M16XL/0,5 - Device connector rear mounting



1411595

<https://www.phoenixcontact.com/us/products/1411595>

Please be informed that the data shown in this PDF document is generated from our online catalog. Please find the complete data in the user documentation. Our general terms of use for downloads are valid.



Device connector rear mounting, Universal, 8-position, Pin, straight, M12-Standard, coding: A, on free cable end, Rear mounting, M16 x 1.5, Individual wires, cable length: 0.5 m, 0.25 mm², TPE litz wire, potted, Alternative product in accordance with RoHS II without Exemption 6c (Pb < 0.1 %) item no.: 1238894

Your advantages

- Easy-to-install, optimized XL housing contour with wrench size 19
- Mechanical tightening limitation for long-term-stable gasket
- Preassembled with litz wires for immediate use
- Customer-specific assemblies and litz wire lengths available
- Sealed on the litz wire side for optimum leak-tightness
- All standard pin assignments and codings for signal, data, and power transmission with a uniform design-in design
- For high transmission safety: shield connection to the housing with optional EMC nut

Commercial data

Item number	1411595
Packing unit	1 pc
Minimum order quantity	1 pc
Sales key	AB24
Product key	ABQCGB
Catalog page	Page 50 (C-2-2019)
GTIN	4046356936026
Weight per piece (including packing)	31.66 g
Weight per piece (excluding packing)	29.285 g
Customs tariff number	85444290
Country of origin	DE

SACC-DSI-M12MS-8P-M16XL/0,5 - Device connector rear mounting



1411595

<https://www.phoenixcontact.com/us/products/1411595>

Technical data

Notes

Notes on operation	The electrical and mechanical data specified assume that the connector pair is correctly locked and mounted. If the connector is unlocked and if there is a danger of contamination, the connector must be sealed using a protective cap > IP54. Influences arising from litz wires, cables or PCB assembly must also be taken into consideration.
Order information:	Lock nut is included in the scope of delivery
General	Contact connection method: Crimp connection

Mounting

Mounting type	Rear mounting M16 x 1.5 XL version, with flat nut, tightening limitation
Assembly note	XL version, with flat nut, tightening limitation

Product properties

Product type	Circular connectors (device side)
Application	Signal
Sensor type	Universal
Number of positions	8
No. of cable outlets	1
Shielded	no
Coding	A
Thread type	M12

Insulation characteristics

Overvoltage category	II
Degree of pollution	3

Material specifications

Material Molding compound	PUR (potted)
Flammability rating according to UL 94	V0
Seal material	FKM
Contact material	CuZn
Contact surface material	Au
Contact carrier material	PA 6.6
Material for screw connection	Zinc die-cast, nickel-plated
Conductor material	Tin-plated Cu litz wires

Electrical properties

Rated surge voltage	0.8 kV
Contact resistance	≤ 3 mΩ

SACC-DSI-M12MS-8P-M16XL/0,5 - Device connector rear mounting



1411595

<https://www.phoenixcontact.com/us/products/1411595>

Insulation resistance	$\geq 100 \text{ M}\Omega$
Nominal voltage U_N	30 V (AC)
	30 V (DC)
Nominal current I_N	2 A
Max. conductor resistance	80 m Ω /m

Connection data

Conductor connection

Connection method	Individual wires
Contact connection type	Pin
Conductor cross section	0.25 mm ²
Tightening torque	1.5 Nm ... 2 Nm (Installation-side)

Mechanical properties

Mechanical data

Insertion/withdrawal cycles	> 100
-----------------------------	-------

Connector

Connection 1

Head design	Pin
Head cable outlet	straight
Head thread type	M12
Head locking type	Standard
Coding	A

Connection 2

Head design	free cable end
-------------	----------------

Cable/line

Cable length	0.5 m
Cable type	TPE litz wire
Signal type/category	Universal
Wire diameter incl. insulation	1.15 mm \pm 0.07 mm
Single wire, color	brown, blue, white, gray, pink, red, yellow, green
Cable cross section	0.25 mm ²
Conductor material	Tin-plated Cu litz wires
Conductor structure signal line	14x 0.15 mm
AWG signal line	24
Material wire insulation	TPE
Thickness, insulation	0.21 mm
Nominal voltage, cable	300 V
Test voltage, cable	2000 V AC

SACC-DSI-M12MS-8P-M16XL/0,5 - Device connector rear mounting



1411595

<https://www.phoenixcontact.com/us/products/1411595>

Cable resistance	≤ 80 mΩ/m
Cable insulation resistance	≥ 20 MΩ*km
Ambient temperature (operation)	-40 °C ... 85 °C (cable, fixed installation)
	-25 °C ... 85 °C (Cable, flexible installation)

Environmental and real-life conditions

Ambient conditions

Degree of protection	IP67
	IP67
	IP65/IP67
Ambient temperature (operation)	-25 °C ... 85 °C (Plug / socket)
	-40 °C ... 85 °C (without mechanical actuation)
	-25 °C ... 85 °C (Cable, flexible installation)
	-40 °C ... 85 °C (cable, fixed installation)
UL Type Rating	Type 4 (indoor use only)

Standards and regulations

Standard designation	M12 circular connector
Standards/specifications	according to IEC 61076-2-101

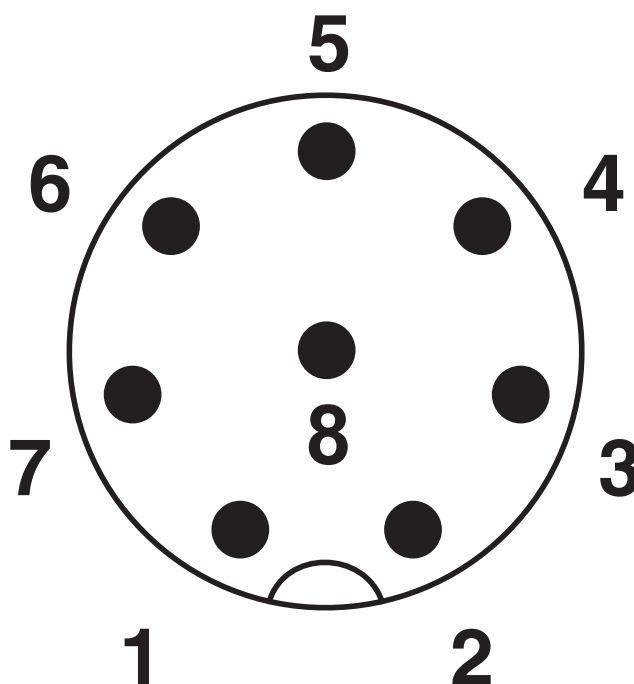
SACC-DSI-M12MS-8P-M16XL/0,5 - Device connector rear mounting

1411595

<https://www.phoenixcontact.com/us/products/1411595>


Drawings

Schematic diagram



Pin assignment M12 plug, 8-pos., view plug side

Circuit diagram



Contact assignment of the M12 plug


SACC-DSI-M12MS-8P-M16XL/0,5 - Device connector rear mounting



1411595
<https://www.phoenixcontact.com/us/products/1411595>

Approvals

To download certificates, visit the product detail page: <https://www.phoenixcontact.com/us/products/1411595>

	cULus Recognized Approval ID: E221474-20140616			
	Nominal voltage U_N	Nominal current I_N	Cross section AWG	Cross section mm^2
	30 V	2 A	24 - 22	-

SACC-DSI-M12MS-8P-M16XL/0,5 - Device connector rear mounting



1411595

<https://www.phoenixcontact.com/us/products/1411595>

Classifications

ECLASS

ECLASS-13.0	27440103
-------------	----------

ETIM

ETIM 9.0	EC003570
----------	----------

UNSPSC

UNSPSC 21.0	39121400
-------------	----------

SACC-DSI-M12MS-8P-M16XL/0,5 - Device connector rear mounting



1411595

<https://www.phoenixcontact.com/us/products/1411595>

Environmental product compliance

EU RoHS

Fulfills EU RoHS substance requirements	Yes
Exemption	6(c)

China RoHS

Environment friendly use period (EFUP)	EFUP-50
	An article-related China RoHS declaration table can be found in the download area for the respective article under "Manufacturer declaration". For all articles with EFUP-E, no China RoHS declaration table issued and required.

EU REACH SVHC

REACH candidate substance (CAS No.)	Lead(CAS: 7439-92-1)
SCIP	354ccf60-c36a-4dde-9b0d-30d627f3b02e

Phoenix Contact 2025 © - all rights reserved

<https://www.phoenixcontact.com>

Phoenix Contact USA
586 Fulling Mill Road
Middletown, PA 17057, United States
(+717) 944-1300
info@phoenixcon.com