

NBC-M12MS/4,0-94B/M12FR - Bus system cable



1407851

<https://www.phoenixcontact.com/us/products/1407851>

Please be informed that the data shown in this PDF document is generated from our online catalog. Please find the complete data in the user documentation. Our general terms of use for downloads are valid.



Assembled Ethernet cable, shielded, 4-pair, 26 AWG stranded (7-wire), RAL 5021 (water blue), M12 plug to M12 socket, line, length: 4 m

Commercial data

Item number	1407851
Packing unit	1 pc
Minimum order quantity	50 pc
Product key	AF1CMI
GTIN	4046356775960
Weight per piece (including packing)	215.2 g
Weight per piece (excluding packing)	215.2 g
Country of origin	PL

NBC-M12MS/4,0-94B/M12FR - Bus system cable



1407851

<https://www.phoenixcontact.com/us/products/1407851>

Technical data

Product properties

Product type	Data cable preassembled
Number of positions	8
No. of cable outlets	1
Shielded	yes
Coding	A

Insulation characteristics

Overvoltage category	II
Degree of pollution	3

Signaling

Status display	no
Status display present	No

Electrical properties

Insulation resistance	$\geq 100 \text{ M}\Omega$
Nominal voltage U_N	30 V AC
	30 V DC
Nominal current I_N	2 A

Material specifications

Flammability rating according to UL 94	HB
--	----

Connector

Connection 1

Type	Plug straight M12
Coding type	A (Standard)
Material	CuZn
	Ni/Au
	TPU GF
	TPU, hardly inflammable, self-extinguishing
	Zinc die-cast, nickel-plated
	NBR

Connection 2

Type	Socket angled M12
Coding type	A (Standard)
Material	CuZn
	Ni/Au
	TPU GF
	TPU, hardly inflammable, self-extinguishing

NBC-M12MS/4,0-94B/M12FR - Bus system cable



1407851


<https://www.phoenixcontact.com/us/products/1407851>

	Zinc die-cast, nickel-plated
	NBR

Cable/line

Cable length	4 m
--------------	-----

Ethernet flexible CAT5, 4-pair [94B]

Dimensional drawing	
Cable weight	47 kg/km
UL AWM Style	20963 (80°C/30 V)
Number of positions	8
Shielded	yes
Cable type	Ethernet flexible CAT5, 4-pair [94B]
Conductor structure	4x2xAWG26/7, SF/UTP
Signal runtime	5.3 ns/m
Conductor structure signal line	7x 0.16 mm
AWG signal line	26
Conductor cross section	4x 2x 0.14 mm²
Wire diameter incl. insulation	0.96 mm
External cable diameter	6.40 mm ±0.2 mm
Outer sheath, material	PUR
External sheath, color	water blue RAL 5021
Conductor material	Bare Cu litz wires
Material wire insulation	Foamed PE
Single wire, color	white/blue-blue, white/orange-orange, white/green-green, white/brown-brown
Thickness, outer sheath	1.05 mm
Twisted pairs	2 cores to the pair
Overall twist	4 pairs for core
Optical shield covering	70 %
Insulation resistance	≥ 5 GΩ*km
Coupling resistance	≤ 100.00 mΩ/m (at 10 MHz)
Loop resistance	≤ 290.00 Ω/km
Wave impedance	100 Ω ±5 Ω (at 100 MHz)
Cable capacity	48 nF/km (at 1 kHz)
Nominal voltage, cable	≤ 100 V
Test voltage Core/Core	700 V (50 Hz, 1 min.)

NBC-M12MS/4,0-94B/M12FR - Bus system cable



1407851

<https://www.phoenixcontact.com/us/products/1407851>

Test voltage Core/Shield	700.00 V (50 Hz, 1 min.)
Minimum bending radius, fixed installation	4 x D
Minimum bending radius, flexible installation	8 x D
Smallest bending radius, fixed installation	26 mm
Smallest bending radius, movable installation	52 mm
Tensile strength	≤ 100 N
Near end crosstalk attenuation (NEXT)	71.3 dB (with 1 MHz)
	62.3 dB (at 4 MHz)
	56.3 dB (at 10 MHz)
	53.2 dB (at 16 MHz)
	51.8 dB (at 20 MHz)
	48.9 dB (at 31.25 MHz)
	44.4 dB (at 62.5 MHz)
	41.3 dB (at 100 MHz)
Power-summated near end crosstalk attenuation (PSNEXT)	62.3 dB (with 1 MHz)
	53.3 dB (at 4 MHz)
	47.3 dB (at 10 MHz)
	44.2 dB (at 16 MHz)
	42.8 dB (at 20 MHz)
	39.9 dB (at 31.25 MHz)
	35.4 dB (at 62.5 MHz)
	32.3 dB (at 100 MHz)
Return attenuation (RL)	23 dB (at 4 MHz)
	24.1 dB (at 8 MHz)
	25 dB (at 10 MHz)
	25 dB (at 16 MHz)
	25 dB (at 20 MHz)
	23.6 dB (at 31.25 MHz)
	21.5 dB (at 62.5 MHz)
	20.1 dB (at 100 MHz)
Shield attenuation	3.2 dB (with 1 MHz)
	6 dB (at 4 MHz)
	9.5 dB (at 10 MHz)
	12.1 dB (at 16 MHz)
	13.6 dB (at 20 MHz)
	17.1 dB (at 31.25 MHz)
	24.8 dB (at 62.5 MHz)
	32 dB (at 100 MHz)
Halogen-free	according to IEC 60754-1
Flame resistance	according to IEC 60332-1-2
Resistance to oil	in accordance with EN 60811-2-1
Ambient temperature (operation)	-40 °C ... 80 °C (cable, fixed installation)
	-20 °C ... 80 °C (Cable, flexible installation)
Ambient temperature (installation)	-20 °C ... 80 °C

1407851

<https://www.phoenixcontact.com/us/products/1407851>

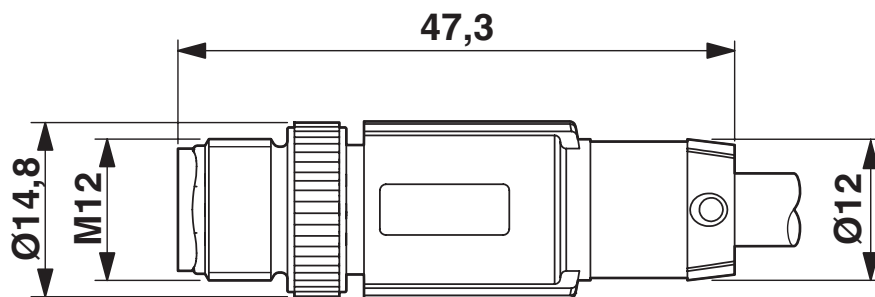
Environmental and real-life conditions

Ambient conditions

Degree of protection	IP65
	IP67
	IP65/IP67/IP69K
Ambient temperature (operation)	-25 °C ... 90 °C (Plug / socket)
	-40 °C ... 70 °C (cable, fixed installation)
	-10 °C ... 50 °C (Cable, flexible installation)

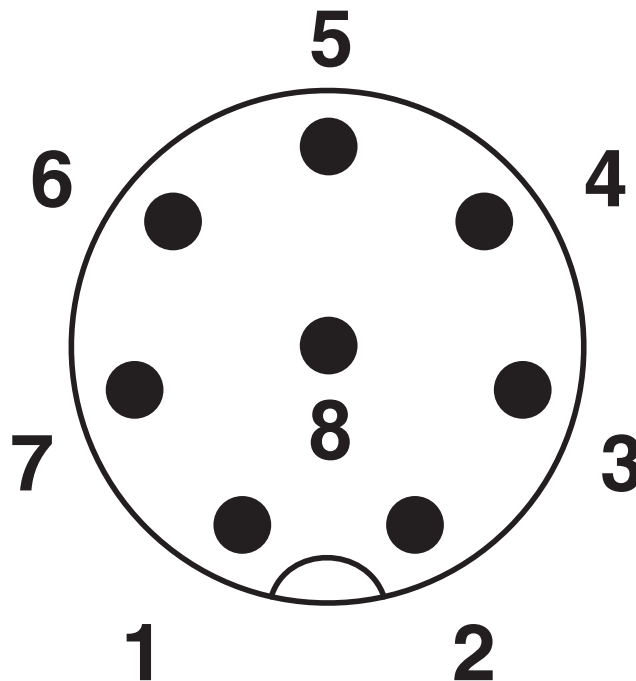
Drawings

Dimensional drawing



Plug, M12 x 1, straight, shielded

Schematic diagram

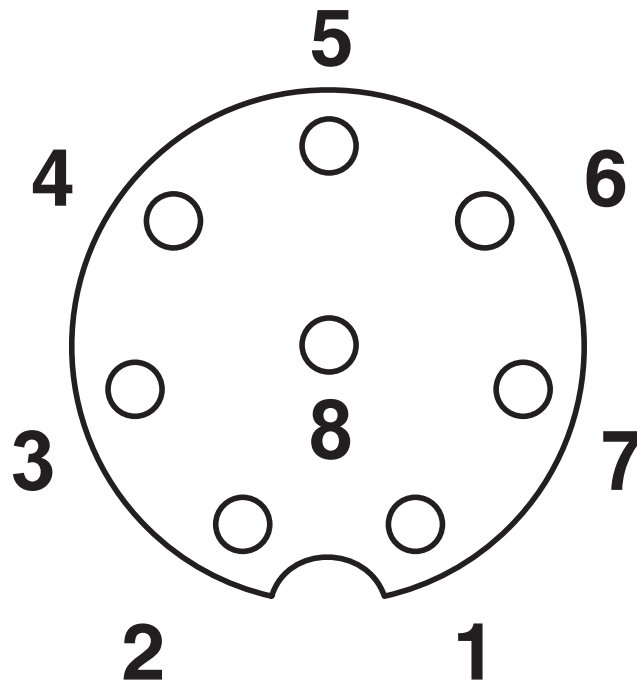


Pin assignment M12 plug, 8-pos., view plug side

1407851

<https://www.phoenixcontact.com/us/products/1407851>

Schematic diagram



Pin assignment M12 socket, 8-pos., A-coded, view female side

NBC-M12MS/4,0-94B/M12FR - Bus system cable



1407851

<https://www.phoenixcontact.com/us/products/1407851>

Classifications

ECLASS

ECLASS-11.0	27060307
ECLASS-13.0	27060307

Phoenix Contact 2025 © - all rights reserved

<https://www.phoenixcontact.com>

Phoenix Contact USA
586 Fulling Mill Road
Middletown, PA 17057, United States
(+717) 944-1300
info@phoenixcon.com