(2/1)

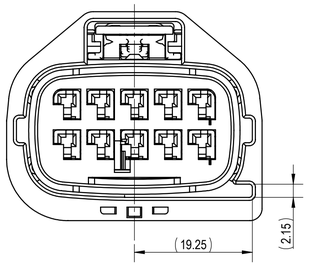

△1 7298-3384-40, ETC.
KEYWAY A

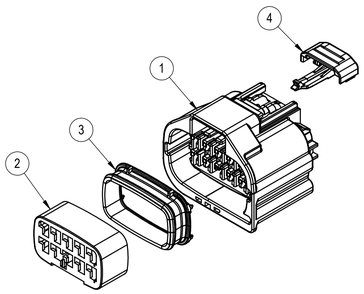

EXPLODED VIEW
(1/1)

TABLE 1	SUB-ASSEMBLY PART NUMBER	NO.	PART NUMBER	PART NAME	MATERIAL	COLOR	QUANTITY
	SEE TABLE 2	1	7183-5946-40	10P YESC 1.5mm SEALED FEMALE CONNECTOR HOUSING, A-KEYWAY	HPA-LG2D	LIGHT GRAY	1
		2	7158-4741	10P YESC 1.5mm SEALED FEMALE CONNECTOR TPA	HPA	NATURAL	1
		3	SEE TABLE 2	10P YESC 1.5mm SEALED (VAMAC) INTERFACE CONNECTOR SEAL	AEM ELASTOMER	BLACK	1
		4	7158-7080-50	10P YESC 1.5mm SEALED FEMALE CONNECTOR CPA	HPA	RED	1

TABLE 2	SUB-ASSEMBLY PART NUMBER	SEAL PART NUMBER	KEYWAY	COLOR
△2	~~7298-3384-40 (NOT AVAILABLE)~~	~~7137-3240-30~~	~~A~~	~~LIGHT GRAY~~
	△1 7298-6818-40	7137-3404-30	A	LIGHT GRAY

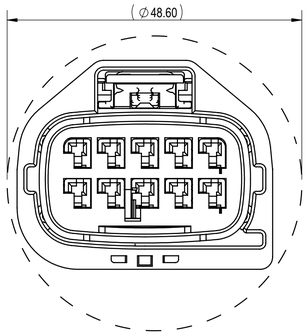

RECOMMENDED PASS-THROUGH
HOLE DIMENSION
(1mm CLEARANCE ALL AROUND)
(2/1)

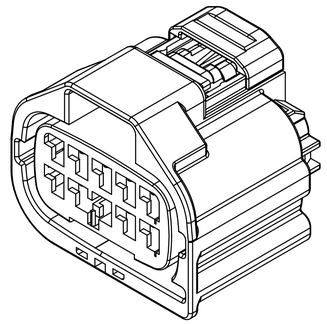

FRONT ISOMETRIC VIEW
(2/1)

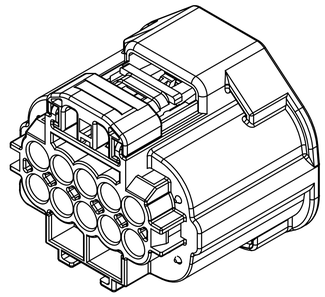

REAR ISOMETRIC VIEW
(2/1)

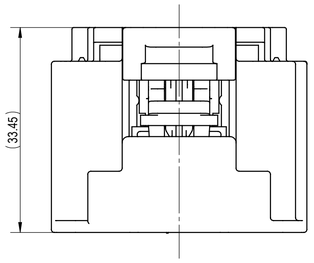

NOTES:

1. PARTS MUST BE PURCHASED FROM YAZAKI.
2. PARTS MUST BE FREE OF FLASH AND IMPERFECTIONS THAT AFFECT FUNCTION.
3. APPLICABLE TERMINAL: SEE 7116-4102-02:R DRAWING (YESC 1.5 SEALED)
   MAX WIRE OD: 2.20mm
   MIN WIRE OD: 1.20mm
4. APPLICABLE WIRE SEAL: SEE 7172-5728-30:R DRAWING (YESC 1.5)(SPECIAL APPLICATION - TRANSMISSION FLUID)
5. APPLICABLE CAVITY PLUG: N/A
6. △1 MATING PART NUMBER: 7282-5946-30
7. △1 MATING PART NUMBER: SEE 7283-5946-30:A
8. △1 PART SATISFIES USCAR-2, REV 6, FEBRUARY 2013, (T3/V2/S3).
9. PART TO COMPLY WITH YPES-31-038 REQUIREMENTS.
10. THIS DIMENSION SHOWS THE PRE-SET POSITION OF THE TPA.
12. THIS DRAWING IS TO BE USED FOR INTERNAL YAZAKI PSW SUBMISSION.
13. CLIP SLOT: 11mm CLIP SLOT. (BASED ON USCAR 11mm CLIP SLOT, EWCAP-005-11, REV C)
14. HANDLING MANUAL NUMBER: YPES-15-298E
15. CONNECTOR IS CAPABLE OF ACCEPTING A WIRE COVER.

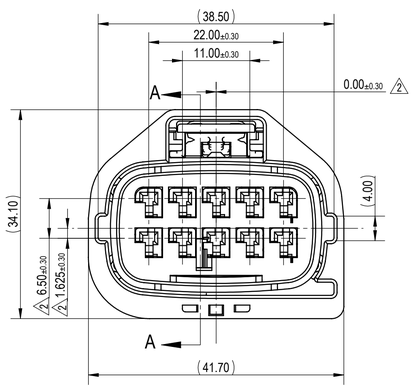

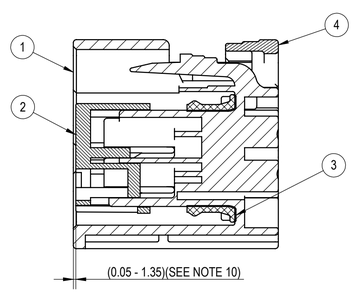

SECTION A-A

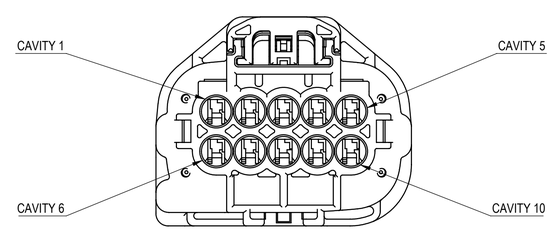

LET	DATE	REVISION RECORD	NO.	CHKD
△2	08-29-2022	MADE OLD ASSEMBLY PART NUMBER NOT AVAILABLE AND REVISED PITCH TOLERANCES	C22-A450	A.P
△1	11-18-2020	ADDED SUB-ASSEMBLY PART NUMBER, REVISED NOTES	C20-A818	A.S.
-	12-12-2018	NEW	C18-AC76	M.S.

GENERAL TOLERANCE

	10MAX	50MAX	100MAX	250MAX	250OVR	R5 MAX	R10 MAX	R20 MAX	R20 OVR	ANGLE	ECCENT
A	±0.15	±0.20	±0.30	±0.50	±0.75	±0.20	±0.30	±0.50	±2.50	±3°	0.1
B	±0.20	±0.30	±0.55	±0.95	±1.40					±3°	0.1
©	±0.30	±0.50	±0.80	±1.40	±2.00					±3°	0.15

SPECIFIED

MASS (19.14) g

CUSTOMER					MATL. SPEC.	SEE TABLE
CUSTOMER PART NO.		CUSTOMER DWG NO.			TREAT. & FIN.	N/A
OFFICE	YNA	TRIAL PART NO.			NAME	10P 1.5mm YESC SEALED FEMALE CONNECTOR SUB-ASSEMBLY
VENDOR						
VENDOR NO.						
DWG TYPE	DWG SOURCE	DWG DATE	UNIT	SCL	ANGLE	PART NO. / CH. CODE: 7298-3384-40, ETC.
R	7298-3384-40:M △2	12-12-2018	mm	2/1	3	
APPROVED	CHECKED	CHECKED	DESIGN	DRAWN		DWG NO.: 7298-3384-40:R
		Isabel Muñiz	ADRIAN WARGA KANE 07-31-2018	ADILENE PEREZ 08-29-2022		YAZAKI CORPORATION

ISSUE MARK