SUB ASSEMBLY PART NO. AND CH. CODE	NO.	PART NO. AND CH. CODE	PART NAME	MATERIAL	COLOR	QTY.
△1 7289-6868-30 (7C89-6868-30)	①	△1 7189-6868-30 (7B89-6868-30)	A/B 1.2 2P SEALED HOUSING FEMALE	PBT-G	BLACK	1
	②	△1 7172-1313-40 (7B72-1313-40)	A/B 1.2 2P SEALED SIDE RETAINER	PBT	LIGHT GRAY	1
	③	△1 7137-3072-80 (7B37-3072-80)	A/B 1.2 2P SEALED PACKING	SILICONE RUBBER	BROWN	1
	④	△1 7172-1314-70 (7B72-1314-70)	A/B 1.2 2P SEALED CPA	PBT-G	YELLOW	1

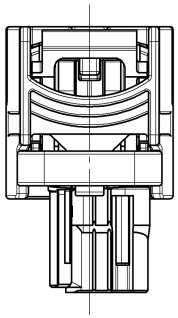

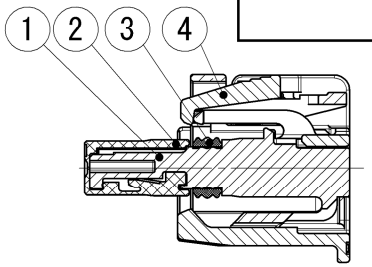

SEC. A-A

注記

△1 1. 適用端子品番 : 7196-0805-02(7B96-0805-02)

△1 2. 適用ゴム栓品番 : 7172-5540-80(7B72-5540-80)

△1 3. ( )内の品番はA/B回路及び特別管理回路に使用すること。

NOTES

△1 1. APPLICABLE TERMINAL PART NO. : 7196-0805-02(7B96-0805-02)

△1 2. APPLICABLE WIRE SEAL PART NUMBER: 7172-5540-80(7B72-5540-80)

△1 3. PART NUMBERS IN PARENTHESIS SHALL BE USED FOR AIR BAG(A/B) CIRCUITS AND OTHER CIRCUITS DESIGNATED FOR SPECIAL MONITORING.

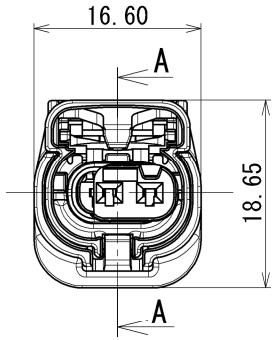

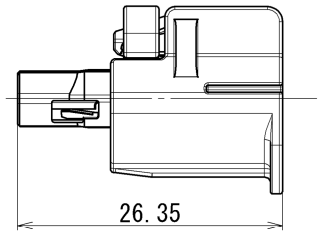

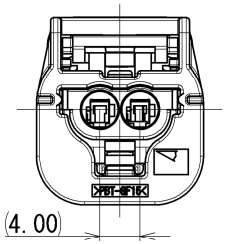

GENERAL TOLERANCE	10 MAX	50 MAX	100 MAX	250 MAX	250 OVR	R5 MAX	R10 MAX	R20 MAX	R20 OVR	ANGLE	ECCENT
A	±0.15	±0.2	±0.3	±0.5	±0.75	±0.2	±0.3	±0.5	±2.5	±3°	0.1
B	±0.2	±0.3	±0.55	±0.95	±1.4					±3°	0.1
C	±0.3	±0.5	±0.8	±1.4	±2					±3°	0.15

ISSUE MARK

LET	DATE	REVISION RECORD	NO.	CHKD
△1	2018/06/06	ADDED A/B NO., ETC.	C18-Y104	D.M
	2017/01/16	NEW	C17-Z011	A.Q

GENERAL TOLERANCE	10MAX	50MAX	100MAX	250MAX	250OVR	ANGLE	ECCENT
A	±0.15	±0.2	±0.3	±0.5	±0.75	±30'	0.1
B	±0.2	±0.3	±0.55	±0.95	±1.4	±30'	0.1
C	±0.3	±0.5	±0.8	±1.4	±2	±30'	0.15

SPECIFIED

MASS △1 (3.3) g

CUSTOMER

CUSTOMER PART NO. | CUSTOMER DWG NO.

OFFICE | TRIAL PART NO.

VENDOR

VENDOR NO.

DWG TYPE	DWG SOURCE	DWG DATE	UNIT	SCL	ANGLE
R	NEW	2017/01/16	mm	2:1	3

APPROVED	CHECKED	CHECKED	DESIGN	DRAWN
T. MATSUNAGA	R. OHFUKU	———	R. OHFUKU	D. MAI
2018/06/06	2018/06/06	———	2016/12/22	2018/06/06

MATL. SPEC. SEE TABLE | TREAT. & FIN.

NAME A/B 1.2 2P SEALED SUB ASSEMBLY FEMALE

PART NO. CH. CODE △1 7289-6868-30(7C89-6868-30)

DWG NO. 7289-6868-30:R | SET DWG NO.

YAZAKI CORPORATION