SUB ASSEMBLY PART NO. AND CH. CODE	NO.	PART NO. AND CH. CODE	PART NAME	MATERIAL	COLOR	QTY.
7289-4104-40 △1(7C89-4104-40)	①	7189-4104-40 △1(7B89-4104-40)	0.64Ⅱ 38P+1.5 25P HYBRID HOUSING FEMALE	PBT	GRAY	1
	②	7172-1035 △1(7B72-1035)	0.64Ⅱ 38P+1.5 25P HYBRID SPACER FEMALE	PBT	NATURAL	1

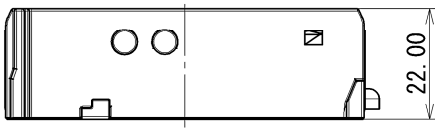

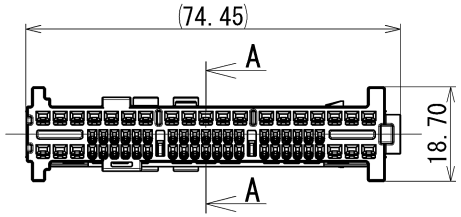

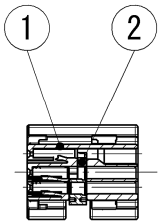

SEC. A-A

注記

1. 取扱説明書No.： YPES-15-1469

△1 2. ( )内の品番はA/B回路及び特別管理回路に使用すること。

NOTES

1. HANDLING MANUAL NO.: YPES-15-1469

△1 2. PART NUMBERS IN PARENTHESIS SHALL BE USED FOR AIR BAG(A/B) CIRCUITS AND OTHER CIRCUITS DESIGNATED FOR SPECIAL MONITORING.

GENERAL TOLERANCE											
	10 MAX	50 MAX	100 MAX	250 MAX	250 OVR	R5 MAX	R10 MAX	R20 MAX	R20 OVR	ANGLE	ECCENT
A	±0.15	±0.2	±0.3	±0.5	±0.75	±0.2	±0.3	±0.5	±2.5	±3°	0.1
B	±0.2	±0.3	±0.55	±0.95	±1.4					±3°	0.1
Ⓒ	±0.3	±0.5	±0.8	±1.4	±2					±3°	0.15

ISSUE MARK

LET	DATE	REVISION RECORD	NO.	CHKD
△1	2016/07/25	ADDED A/B PART NO.	C16-Y134	T.T
	2015/01/09	NEW	C14-Z781	D.D

GENERAL TOLERANCE	10MAX	50MAX	100MAX	250MAX	2500VR	ANGLE	ECCENT
A	±0.15	±0.2	±0.3	±0.5	±0.75	±30'	0.1
B	±0.2	±0.3	±0.55	±0.95	±1.4	±30'	0.1
C	±0.3	±0.5	±0.8	±1.4	±2	±30'	0.15

SPECIFIED

MASS

CUSTOMER

CUSTOMER PART NO. | CUSTOMER DWG NO.

OFFICE | TRIAL PART NO.

VENDOR

VENDOR NO.

DWG TYPE	DWG SOURCE	DWG DATE	UNIT	SCL	ANGLE
R	NEW	2015/01/09	mm	1:1	3

APPROVED	CHECKED	CHECKED	DESIGN	DRAWN
S. SUZUKI	M. NAGANO		K. KAWASHIMA	T. TORINOUMI
2016/07/25	2016/07/25		2014/04/22	2016/07/25

MATL. SPEC. SEE TABLE | TREAT. & FIN.

NAME 0.64Ⅱ 38P+1.5 25P HYBRID HOUSING FEMALE SUB ASSEMBLY

PART NO. CH. CODE △1 7289-4104-40(7C89-4104-40)

DWG NO. 7289-4104-40:R | SET DWG NO.

YAZAKI CORPORATION