SUB ASSEMBLY PART NUMBER	NO.	PART NUMBER	PART NAME	MATERIAL	COLOR	QUANTITY
7288-8751-30	1	7188-8751-30	2P 9.5mm YPT UNSEALED MALE CONNECTOR HOUSING	PBT-GF15	BLACK	1
	2	7172-1478	2P 9.5mm YPT UNSEALED MALE CONNECTOR TPA	PBT-GF15	NATURAL	1

(2/1)

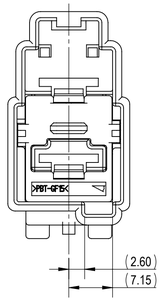

7288-8751-30
KEYWAY A

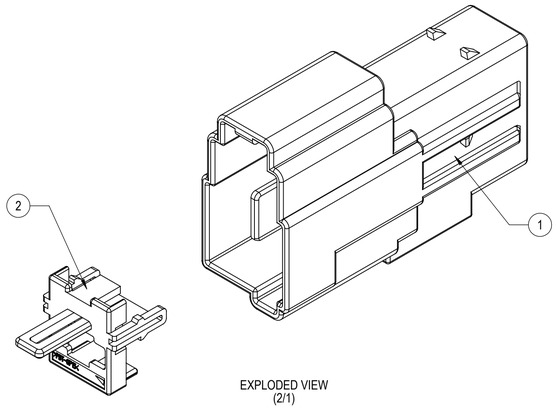

EXPLODED VIEW
(2/1)

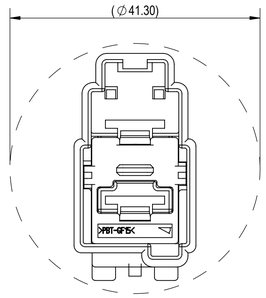

RECOMMENDED PASS-THROUGH HOLE DIMENSION
(1mm CLEARANCE ALL AROUND)
(2/1)

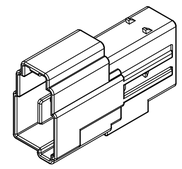

FRONT ISOMETRIC VIEW
(1/1)

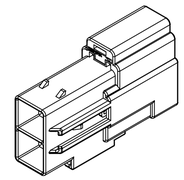

REAR ISOMETRIC VIEW
(1/1)

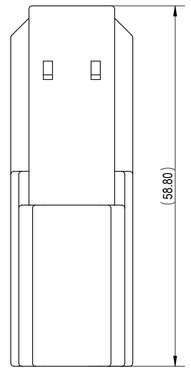

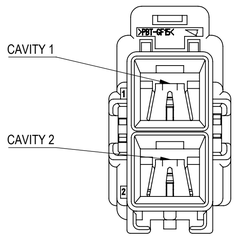

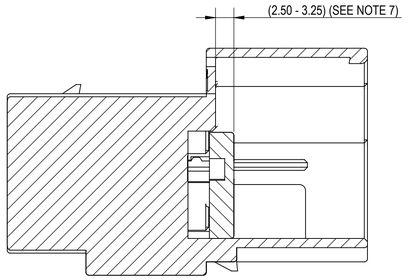

SECTION B-B

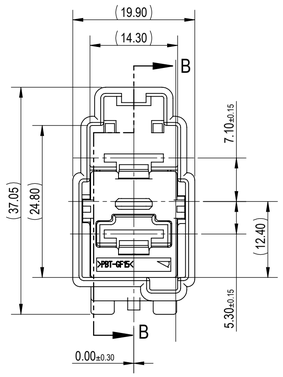

NOTES:
1. PARTS MUST BE PURCHASED FROM YAZAKI.
2. PARTS MUST BE FREE OF FLASH AND IMPERFECTIONS THAT AFFECT FUNCTION.
3. APPLICABLE TERMINAL: SEE 7114-5623-02:R DRAWING (9.5mm YPT)
   MAX WIRE OD: 8.30mm
4. MATING PART NUMBER: 7289-8737-30, ETC.
5. PART SATISFIES PF.90012 (T2/V1/S1/MF3) CHANGE LEVEL A.
6. PART TO COMPLY WITH YPES-31-038 REQUIREMENTS.
7. THIS DIMENSION SHOWS THE PRE-SET POSITION OF THE TPA.
8. THIS DRAWING IS TO BE USED FOR INTERNAL YAZAKI PSW SUBMISSION.
9. CLIP SLOT: BASED ON USCAR 11mm CLIP SLOT, EWCAP-005-11, REV C
10. HANDLING MANUAL NUMBER: YPES-15-1758E
11. CONNECTOR IS CAPABLE OF ACCEPTING A DRESS COVER.

LET	DATE	REVISION RECORD	NO.	CHKD
-	9-29-2017	NEW	C17-AA18	K.S.

GENERAL TOLERANCE

	10MAX	50MAX	100MAX	250MAX	250OVR	R5 MAX	R10 MAX	R20 MAX	R20 OVR	ANGLE	ECCENT
A	±0.15	±0.2	±0.3	±0.5	±0.75					±3°	0.1
B	±0.2	±0.3	±0.55	±0.95	±1.4	±0.2	±0.3	±0.5	±2.5	±3°	0.1
Ⓒ	±0.3	±0.5	±0.8	±1.4	±2					±3°	0.15

SPECIFIED

MASS (15.40) g

CUSTOMER					
CUSTOMER PART NO.		CUSTOMER DWG NO.			
OFFICE	YNA	TRIAL PART NO.			
VENDOR					
VENDOR NO.					
DWG TYPE	DWG SOURCE	DWG DATE	UNIT	SCL	ANGLE
R	7288-8751-30:M △	9-29-2017	mm	2/1	3
APPROVED	CHECKED	CHECKED	DESIGN	DRAWN	
Justin Gerwatowski		James Littek 2017.09.29 10:54:01 -04'00'	KIRK STAMBAUGH 10-21-2016	KIRK STAMBAUGH 9-29-2017	

MATL. SPEC. SEE TABLE | TREAT. & FIN. N/A

NAME 2P 9.5mm YPT UNSEALED MALE CONNECTOR
SUB ASSEMBLY

PART NO. / CH. CODE 7288-8751-30, ETC.

DWG NO. 7288-8751-30:R | SET DWG NO.

YAZAKI CORPORATION

ISSUE MARK