TABLE 1	SUB-ASSEMBLY PART NUMBER	NO.	PART NUMBER	PART NAME	MATERIAL	COLOR	QUANTITY
	SEE TABLE 2	1	SEE TABLE 2	8P 0.64mm RH SEALED MALE HOUSING	PBT-GF15	BLACK	1
		2	7172-1544	8P 0.64mm RH SEALED MALE TPA	PBT-GF15	NATURAL	1
		3	SEE TABLE 2	8P 0.64mm RH SEALED MALE RETAINER	PBT-GF15	SEE TABLE 2	1
		4	7137-3168-50	8P 0.64mm RH SEALED MALE INTERFACE SEAL	SILICONE	RED	1

TABLE 2

	SUB-ASSEMBLY PART NUMBER	HOUSING PART NUMBER	CLIP SLOT (Y/N)	RETAINER PART NUMBER	YAZAKI INLINE MATING PART NUMBER	KEYWAY	COLOR	X=BLOCKED CAVITY 1	2	3	4	5	6	7	8
	7288-7980-30	7188-7980-30	N	7172-1545-30	7289-7928-30	A	BLACK								
	7297-1030-30	7188-9515-30	N	7172-1545-30	7298-1027-30					X			X		
3	7297-4887-30	7197-4887-30	N	7172-1545-30	7298-4869-30							X			
3	7297-4888-30	7197-4888-30	N	7172-1545-30	7298-4870-30			X			X	X			X
4	7297-7868-30	7197-4346-30	N	7172-1545-30	7298-7864-30					X		X	X		
	7288-7983-40	7188-7980-30	N	7172-1546-40	7289-7929-40	B	LIGHT GRAY								
	7297-1029-40	7188-9515-30	N	7172-1546-40	7298-1028-40					X			X		
	7297-2596-40	7197-2596-30	N	7172-1546-40	7298-2595-40								X		X
2	7297-4346-40	7197-4346-30	N	7172-1546-40	7298-4344-40					X		X	X		
3	7297-4889-40	7197-4889-30	N	7172-1546-40	7298-4871-40			X		X	X	X	X		X
	7288-7984-10	7188-7980-30	N	7172-1547-10	7289-7971-10	C	DARK GRAY								
3	7297-4890-10	7197-4890-30	N	7172-1547-10	7298-4872-10			X		X			X		X
4	7297-7869-10	7197-4346-30	N	7172-1547-10	7298-7865-10					X		X	X		
	7288-7985-60	7188-7980-30	N	7172-1548-60	7289-7975-60	D	GREEN								
4	7297-7520-30	7197-7520-30	Y	7172-1545-30	7289-7928-30	A	BLACK								
5	7297-9834-30	7197-9834-30	Y	7172-1545-30	7298-9835-30			X		X					

2

(2/1)

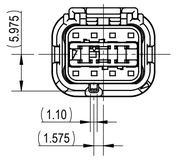

7288-7980-30, ETC.
KEYWAY A

(2/1)

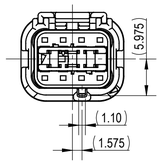

7288-7983-40, ETC.
KEYWAY B

(2/1)

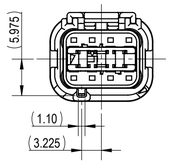

7288-7984-10, ETC. 3
KEYWAY C

(2/1)

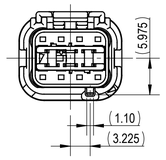

7288-7985-60
KEYWAY D

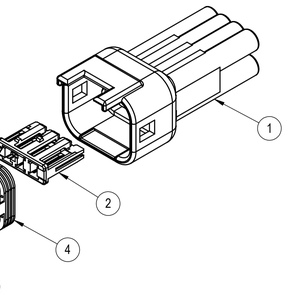

EXPLODED VIEW
(2/1)

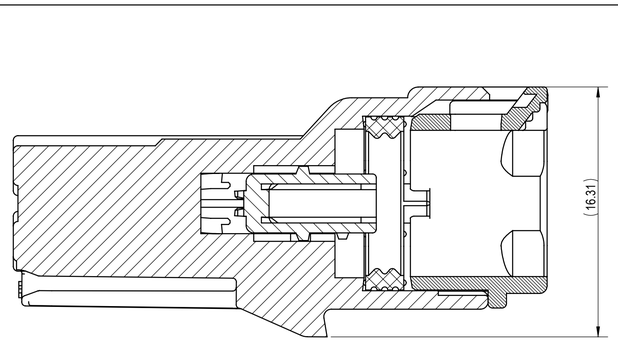

4 WITH CLIP SLOT

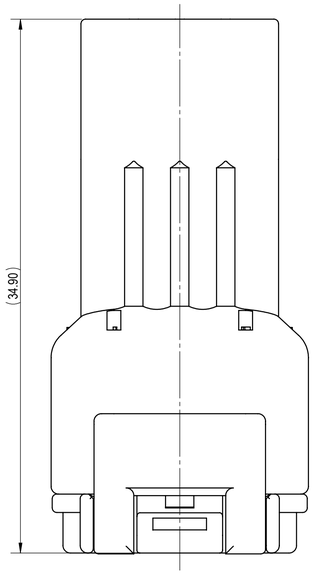

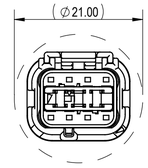

RECOMMENDED PASS-THROUGH
HOLE DIMENSION
(1mm CLEARANCE ALL AROUND)
(2/1)

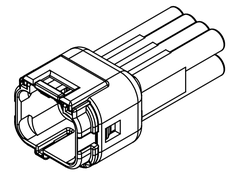

FRONT ISOMETRIC VIEW
(2/1)

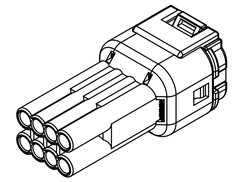

REAR ISOMETRIC VIEW
(2/1)

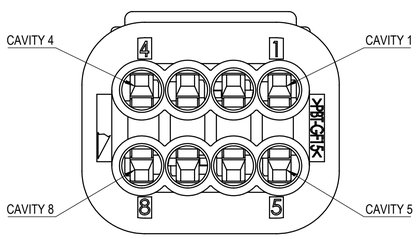

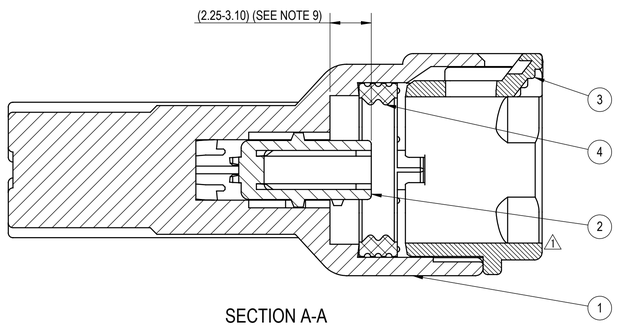

SECTION A-A

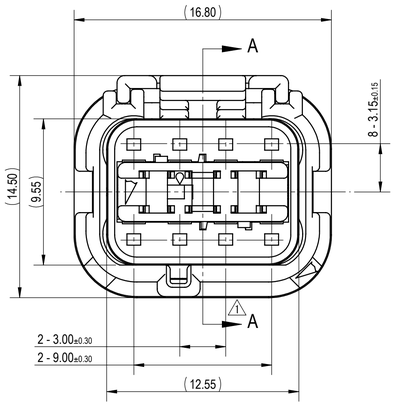

NOTES:

1. PARTS MUST BE PURCHASED FROM YAZAKI.
2. PARTS MUST BE FREE OF FLASH AND IMPERFECTIONS THAT AFFECT FUNCTION.
3. APPLICABLE TERMINAL: SEE 7114-4415-02:R DRAWING (0.64 RH TYPE SEALED)
   MAX WIRE OD: 1.90mm
   MIN WIRE OD: 0.81mm
4. APPLICABLE WIRE SEAL: SEE 7158-3165-90:R DRAWING (0.64 RH TYPE SEALED).
5. APPLICABLE CAVITY PLUG: SEE 7158-3169-40:R DRAWING (0.64 RH TYPE SEALED).
6. MATING PART NUMBER: SEE TABLE 2.
7. 4 PART SATISFIES USCAR-2, REV. 6, FEBRUARY 2013, (T3/V2/S3/MF2).
8. PART TO COMPLY WITH YPES-31-038 REQUIREMENTS.
9. THIS DIMENSION SHOWS THE PRE-SET POSITION OF THE TPA.
10. THIS DRAWING IS TO BE USED FOR INTERNAL YAZAKI PSW SUBMISSION.
11. HANDLING MANUAL NUMBER: YPES-15-1746E
12. TPA CAN BE INSTALLED IN EITHER ORIENTATION SHOWN WITH NO EFFECTS TO THE FUNCTION OF THE PART.
13. 4 CLIP SLOT: 7mm CLIP SLOT. (EWCAP-005-7), REV E.

LET	DATE	REVISION RECORD	NO.	CHKD
5	04-19-2023	ADDED CONFIGURATION	C23-A228	I.B
4	04-14-2021	ADDED CONFIGURATIONS, REVISED NOTES	C21-A305	A.P.
3	11-04-2019	ADDED CONFIGURATIONS	C19-A971	I.M.
2	06-18-2019	ADDED CONFIGURATION & REMOVED MASS FROM TABLE 2	C19-A544	I.M.
1	01-15-2019	FORM CHANGE, LEAD IN CHAMFER REMOVED & UPDATED TEST RESULT	C19-A041	A.C.
-	10-16-2018	NEW	C18-A988	D.M.

(2/1)

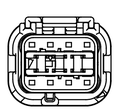

TPA ORIENTATION OPTION 1
(SEE NOTE 12)

(2/1)

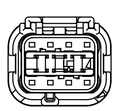

TPA ORIENTATION OPTION 2
(SEE NOTE 12)

GENERAL TOLERANCE

	10MAX	50MAX	100MAX	250MAX	250OVR	R5 MAX	R10 MAX	R20 MAX	R20 OVR	ANGLE	ECCENT
A	±0.15	±0.20	±0.30	±0.50	±0.75					±3°	0.1
B	±0.20	±0.30	±0.55	±0.95	±1.40	±0.20	±0.30	±0.50	±2.50	±3°	0.1
C	±0.30	±0.50	±0.80	±1.40	±2.00					±3°	0.15
SPECIFIED										MASS	2 (3.52)g

CUSTOMER								
CUSTOMER PART NO.		CUSTOMER DWG NO.						
OFFICE	YNA	TRIAL PART NO.						
VENDOR								
VENDOR NO.								
DWG TYPE	DWG SOURCE	DWG DATE	UNIT	SCL	ANGLE			
R	7288-7980-30:M 1	10-16-2018	mm	5/1	3			
APPROVED	CHECKED	CHECKED	DESIGN	DRAWN				
		Isabel Muñiz	JACKSON MATHESON 10-02-2017	ISABEL BACA 04-21-2023				

MATL. SPEC. SEE TABLE 1 | TREAT. & FIN. N/A

NAME 8P 0.64mm RH SEALED MALE CONNECTOR SUB-ASSEMBLY

PART NO. / CH. CODE 7288-7980-30, ETC.

DWG NO. 7288-7980-30:R

YAZAKI CORPORATION

ISSUE MARK