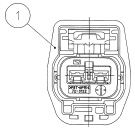


(SCALE 2:1)

PART NO. 7287-1112-30, CODE A

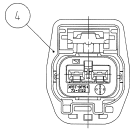


(SCALE 2:1)

PART NO. 7287-1113-10, CODE B

WP

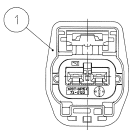


(SCALE 2:1)

PART NO. 7287-1114-30, CODE A

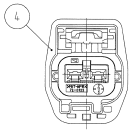


(SCALE 2:1)

PART NO. 7287-1115-10, CODE B

NWP

| | CODE | YAZAKI SUBASSEMBLY PART NO. | NO. | YAZAKI PART NO. | YAZAKI PART NAME | MATERIAL | COLOR | QTY. |
|---|---|---|---|---|---|---|---|---|
| WP | A | 7287-1112-30 | ① | 7187-1112-30 | 2.8 WP SYSTEM CONNECTOR 2P (F) HOUSING CODE A | PBT-GF15 | BLACK | 1 |
| | | | ② | 7172-0122 | 2.8 WP SYSTEM CONNECTOR 2P (F) FRONT HOLDER | PBT-GF15 | NATURAL | 1 |
| | | | ③ | 7137-2698-90 | 2.8 WP SYSTEM CONNECTOR 2P (F) PACKING | SILICONE RUBBER | BLUE | 1 |
| | B | 7287-1113-10 | ④ | 7187-1113-10 | 2.8 WP SYSTEM CONNECTOR 2P (F) HOUSING CODE B | PBT-GF15 | DARK GRAY | 1 |
| | | | ② | 7172-0122 | 2.8 WP SYSTEM CONNECTOR 2P (F) FRONT HOLDER | PBT-GF15 | NATURAL | 1 |
| | | | ③ | 7137-2698-90 | 2.8 WP SYSTEM CONNECTOR 2P (F) PACKING | SILICONE RUBBER | BLUE | 1 |
| NWP | A | 7287-1114-30 | ① | 7187-1112-30 | 2.8 WP SYSTEM CONNECTOR 2P (F) HOUSING CODE A | PBT-GF15 | BLACK | 1 |
| | | | ② | 7172-0122 | 2.8 WP SYSTEM CONNECTOR 2P (F) FRONT HOLDER | PBT-GF15 | NATURAL | 1 |
| | B | 7287-1115-10 | ④ | 7187-1113-10 | 2.8 WP SYSTEM CONNECTOR 2P (F) HOUSING CODE B | PBT-GF15 | DARK GRAY | 1 |
| | | | ② | 7172-0122 | 2.8 WP SYSTEM CONNECTOR 2P (F) FRONT HOLDER | PBT-GF15 | NATURAL | 1 |

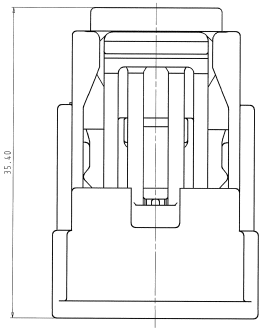


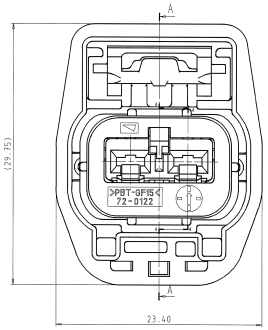


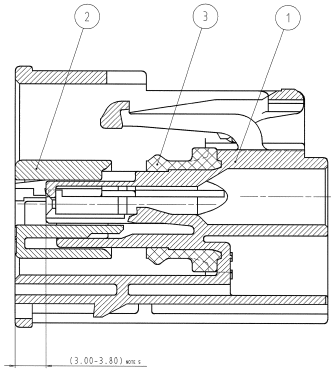


SECTION A-A

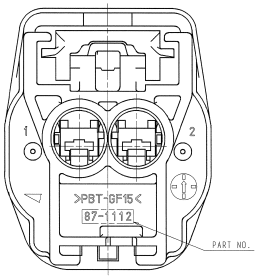


NOTES:
1. MATERIAL: SEE TABLE;
2. COLOR: SEE TABLE;
3. APPLICABLE TERMINALS: 7116-4150-02 ETC;
4. APPLICABLE SEALS: 7158-3111-60 ETC;
5. THIS DIMENSION SHOWS THE PRESET POSITION OF FRONT HOLDER ON THE SUBASSEMBLY.
6. MATING PART ACCORDING INTERFACE DRAWING: 7287-1112-30:A;
7. FOR GENERAL GEOMETRICAL TOLERANCE SEE TABLE (ECCENT=ECCENTRICITY);
8. HANDLING MANUAL: N/A ;
9. PRODUCT STANDARD: N/A.

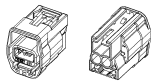

ISOMETRIC VIEWS

(SCALE 1:1)

| | | | | |
|---|---|---|---|---|
| 0 | 07/03/08 | NEW | C07-0573 | G.K. |
| LET | DATE | REVISION RECORD | NO. | CHKD |

GENERAL TOLERANCE

| | 10MAX | 50MAX | 100MAX | 250MAX | 2500MAX | ANGLE | ECCENT |
|---|---|---|---|---|---|---|---|
| A | ±0.15 | ±0.2 | ±0.3 | ±0.5 | ±0.75 | ±30° | 0.1 |
| B | ±0.2 | ±0.3 | ±0.55 | ±0.95 | ±1.4 | ±30' | 0.1 |
| C | ±0.3 | ±0.5 | ±0.8 | ±1.4 | ±2 | ±30' | 0.15 |

SPECIFIED to materials used in this product are in conformity with requirements of EU Ed 2002/95/EC directive and associated documents.

MASS 10.5 g

| | | | | | |
|---|---|---|---|---|---|
| CUSTOMER | | | | | |
| CUSTOMER PART NO. | | CUSTOMER DWG NO. | | | |
| OFFICE YLLC | | TRIAL PART NO. | | | |
| VENDOR | | | | | |
| VENDOR NO. | | | | | |
| DWG TYPE | DWG SOURCE | DWG DATE | UNIT | SCL | ANGLE |
| N | NEW | 07/03/08 | mm | 5/1 | 3 |
| APPROVED | CHECKED | CHECKED | DESIGN | DRAWN | |
| H. Ajiro | T. Kawaoka | Y. Ohmichi | M.YAZAKI | M.YAZAKI | |
| 07.05.2007 | 07.05.2007 | 07.05.2007 | 07/11/06 | 08/03/07 | |

MAT'L SPEC: SEE TABLE

TREAT. & FIN.

NAME 2.8mm WP SYSTEM CONNECTOR 2P (F) SUBASSEMBLY CODE A&B

PART NO. 7287-1112-30 ETC.

CH.CODE

DWG NO. 7287-1112-30:R

SET DWG NO.

YAZAKI CORPORATION

ISSUE MARK

A0