△1TABLE 1

SUB ASSEMBLY PART NO. AND CH. CODE	NO.	PART NO. AND CH. CODE	△1PART NAME	MATERIAL	COLOR	QTY.
△1 7286-1918 ETC.	①	△1SEE TABLE 2	0.64Ⅱ 22P + 1.5 4P HYBRID HOUSING MALE	PBT	△1SEE TABLE 2	1
	②	7172-0232	0.64Ⅱ 22P + 1.5 4P HYBRID SPACER MALE	PBT	NATURAL	1

△1TABLE 2

	SUB ASSEMBLY PART NO. AND CH. CODE	PART NO. AND CH. CODE	COLOR
	7286-1918	7186-1918	NATURAL
△1	7286-1918-30	7186-1918-30	BLACK
△1	7286-1918-40	7186-1918-40	LIGHT GRAY
△1	7286-1918-90	7186-1918-90	BLUE

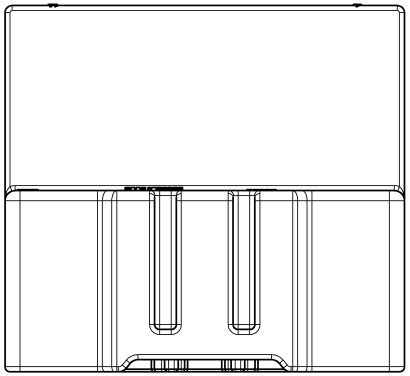

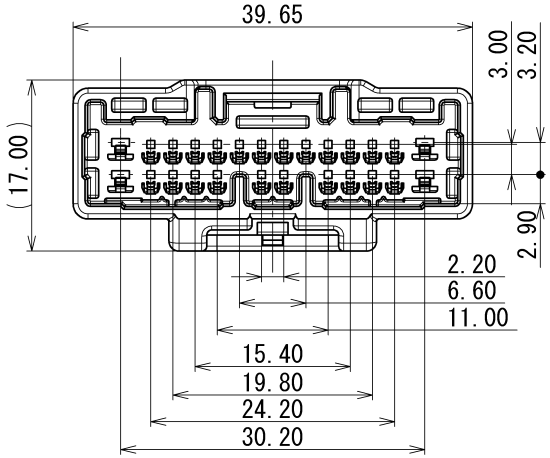

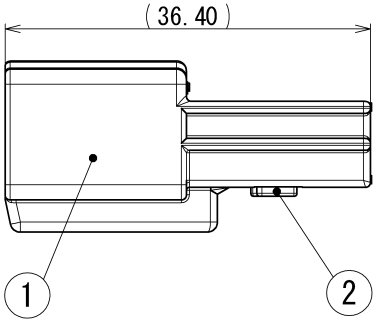

△1 注記

1. かん合相手品番 : 7287-1918 ETC.
2. 取扱説明書No. YPES-15-961

△1 NOTES

1. MATING PART NO. : 7287-1918 ETC.
2. HANDLING MANUAL NO. YPES-15-961

GENERAL TOLERANCE											
	10 MAX	50 MAX	100 MAX	250 MAX	250 OVR	R5 MAX	R10 MAX	R20 MAX	R20 OVR	ANGLE	ECCENT
A	±0.15	±0.2	±0.3	±0.5	±0.75	±0.2	±0.3	±0.5	±2.5	±3°	0.1
B	±0.2	±0.3	±0.55	±0.95	±1.4					±3°	0.1
Ⓒ	±0.3	±0.5	±0.8	±1.4	±2					±3°	0.15

ISSUE MARK

LET	DATE	REVISION RECORD	NO.	CHKD
△1	2010/12/15	CHANGED PART NAME, ETC	C10-Z751	K.K
	2007/08/29	NEW	C07-Z613	T.M

GENERAL TOLERANCE							
	10MAX	50MAX	100MAX	250MAX	250OVR	ANGLE	ECCENT
A	±0.15	±0.2	±0.3	±0.5	±0.75	±30'	0.1
B	±0.2	±0.3	±0.55	±0.95	±1.4	±30'	0.1
C	±0.3	±0.5	±0.8	±1.4	±2	±30'	0.15

SPECIFIED

MASS

CUSTOMER

CUSTOMER PART NO.

CUSTOMER DWG NO.

OFFICE

TRIAL PART NO.

VENDOR

VENDOR NO.

DWG TYPE	DWG SOURCE	DWG DATE	UNIT	SCL	ANGLE
R	NEW	2007/08/29	mm	2:1	3

APPROVED	CHECKED	CHECKED	DESIGN	DRAWN
M.FUKUDA	O.SUGIYAMA	K.KIDA	T.MURO	J.TAN
2010/12/15	2010/12/15	2010/12/15	2006/07/12	2010/12/15

MATL. SPEC. SEE TABLE

TREAT. & FIN.

NAME △1 0.64Ⅱ 22P + 1.5 4P HYBRID HOUSING MALE SUB ASSEMBLY

PART NO. CH. CODE △1 7286-1918 ETC.

DWG NO. 7286-1918:R

SET DWG NO.

YAZAKI CORPORATION