TABLE 1

SUB ASSEMBLY PART NO. AND CH. CODE	NO.	PART NO. AND CH. CODE	△7 PART NAME	MATERIAL	COLOR	QTY.
△2 7283-5845 ETC.	①	SEE TABLE 2	1.0Ⅲ 2P HOUSING FEMALE	PBT	SEE TABLE 2	1
	②	7158-4636 △4(7B58-4636)	1.0Ⅲ 2P SPACER FEMALE	PBT	NATURAL	1

TABLE 2

	SUB ASSEMBLY PART NO. AND CH. CODE	PART NO. AND CH. CODE	COLOR
△1	△4 7283-5845, C (7C83-5845, C)	△4 7183-5845 (7B83-5845)	NATURAL
△2	7283-5845-30, C	7183-5845-30	BLACK
△6	7283-5845-40, C	7183-5845-40	GRAY

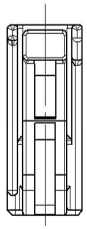

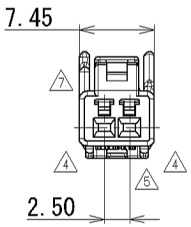

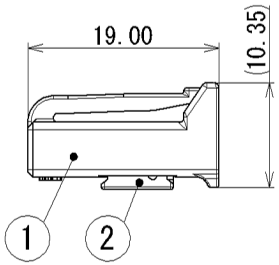

△7 注記

1. かん合相手品番 : 7282-5845 ETC.
   : 7282-5846 ETC.
2. ( )内品番は、ｴｱﾊﾞｯｸﾞ(A/B)回路及び特別管理回路に使用する時に適用すること。
3. 取扱説明書No. : YPES-15-274

△7 NOTES

1. MATING PART NO.: 7282-5845 ETC.
   : 7282-5846 ETC.
2. PART NUMBERS IN PARENTHESIS SHALL BE USED FOR AIR BAG (A/B) CIRCUITS AND OTHER CIRCUITS DESIGNATED FOR SPECIAL MONITORING.
3. HANDLING MANUAL NO. : YPES-15-274

LET	DATE	REVISION RECORD	NO.	CHKD
△7	2013/09/11	CHANGED NOTES ETC.	C13-Z407	C.M
△6	2006/05/10	ADDED COLOR PART NO., ETC.	C06-Z489	T.M
△5	2004/07/07	CHANGED FORM, C	C04-Z668	T.H
△4	2002/07/25	CHANGED FORM, B	C02-X792	Y.I
△3	2000/03/15	CHANGED FORM, A	C00-L340	S.S
△2	1998/10/29	ADDED COLOR NO.	C98-M814	T.M
△1	1998/05/13	CHANGED FORM	C98-L820	T.M
	1997/07/09	NEW	C97-M422	H.K

GENERAL TOLERANCE

	10MAX	50MAX	100MAX	250MAX	2500VR	ANGLE	ECCENT
A	±0.15	±0.2	±0.3	±0.5	±0.75	±30'	0.1
B	±0.2	±0.3	±0.55	±0.95	±1.4	±30'	0.1
Ⓒ	±0.3	±0.5	±0.8	±1.4	±2	±30'	0.15

SPECIFIED

MASS g

ISSUE MARK

CUSTOMER

CUSTOMER PART NO. | CUSTOMER DWG NO.

OFFICE | TRIAL PART NO.

VENDOR

VENDOR NO.

DWG TYPE	DWG SOURCE	DWG DATE	UNIT	SCL	ANGLE
R	NEW	1997/07/09	mm	2:1	3

APPROVED	CHECKED	CHECKED	DESIGN	DRAWN
M. FUKUDA	M. NAGANO	——	T. MIWA	C. MADRONA
2013/09/11	2013/09/11		1996/09/25	2013/09/11

MATL. SPEC. SEE TABLE 1 | TREAT. & FIN.

NAME △7 1.0Ⅲ 2P HOUSING FEMALE SUB ASSEMBLY

PART NO. CH. CODE △2 7283-5845 ETC. △4(7C83-5845)

DWG NO. 7283-5845:R | SET DWG NO.

YAZAKI CORPORATION