TABLE 1

SUB ASSEMBLY PART NO. AND CH. CODE	NO.	PART NO. AND CH. CODE	MATERIAL	COLOR	③ QTY.
7283-1028 ETC. ④(7C83-1028 ETC.)	1	SEE TABLE 2	③HPA	SEE TABLE 2	1
	2	7157-4092 ④(7B57-4092)	③HPA	NATURAL	1

③ TABLE 2

SUB ASSEMBLY PART NO. AND CH. CODE	PART NO. AND CH. CODE	COLOR
7283-1028, B ④(7C83-1028, B)	7183-1028 ④(7B83-1028)	NATURAL
7283-1028-10, B	7183-1028-10	DARK GRAY
7283-1028-30, B ④(7C83-1028-30, B)	7183-1028-30 ④(7B83-1028-30)	BLACK
7283-1028-40, B	7183-1028-40	LIGHT GRAY
7283-1028-50, B	7183-1028-50	ORANGE
7283-1028-60, B	7183-1028-60	GREEN
7283-1028-90, B	7183-1028-90	BLUE

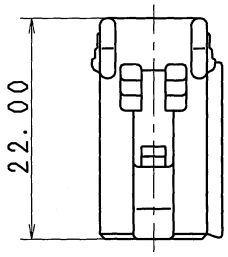

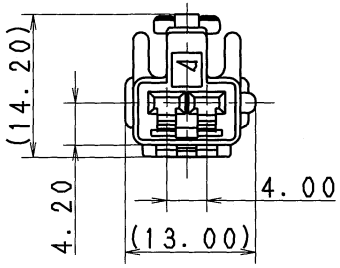

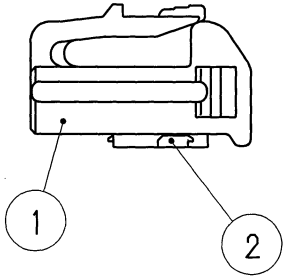

NOTES

③ 1. MATING PART NO. :7282-1028 ETC.

⑤ 2. HANDLING MANUAL NO. YPES-15-080

④ 3. PART NUMBERS IN PARENTHESIS SHALL BE USED FOR AIR BAG (A/B) CIRCUITS AND OTHER CIRCUITS DESIGNATED FOR SPECIAL MONITORING.

注 記

③ 1. かん合相手品番：7282-1028 ETC.

⑤ 2. 取扱説明書No. YPES-15-080

④ 3. ( ) 内品番は、エアバッグ (A/B) 回路及び特別管理回路に使用する時に適用すること。

LET	DATE	REVISION RECORD	NO.	CHKD
⑤	12.03.15	ADDED NOTES ETC.	C12-Z314	E.O
④	04.05.20	ADDED A/B PART NO.	C04-Z413	Y.I
③	98.12.17	CHANGED MATERIAL, NOTE & ELIMINATED COLOR NO., B	C98-N163	T.M
②	93.02.11	CORRECTION OF A CLERICAL ERROR	C93-P023	C.M
①	93.01.13	ADDED PART NO.	C93-P001	C.M
	90.11.10	NEW	C90-M209	M.H

GENERAL TOLERANCE

	10MAX	50MAX	100MAX	250MAX	2500VR	ANGLE	ECCENT
A	±0.15	±0.2	±0.3	±0.5	±0.75	±30′	0.1
B	±0.2	±0.3	±0.55	±0.95	±1.4	±30′	0.1
C	±0.3	±0.5	±0.8	±1.4	±2	±30′	0.15

SPECIFIED

MASS g

ISSUE MARK

CUSTOMER	
CUSTOMER PART NO.	CUSTOMER DWG NO.
OFFICE	TRIAL PART NO.
VENDOR	
VENDOR NO.	

DWG TYPE	DWG SOURCE	DWG DATE	UNIT	SCL	ANGLE
R	NEW	90.11.10	mm	2/1	3

APPROVED	CHECKED	CHECKED	DESIGN	DRAWN
M. FUKUDA	T. HIRAKAWA	T. HAMAI	T. OHTA	E. ORLANI
12.03.15	12.03.15	12.03.15	89.03.10	12.03.15

MATL. SPEC. SEE TABLE 1

TREAT. & FIN.

NAME ⑤2.3II 2P HOUSING

SUB ASSEMBLY FEMALE

PART NO. CH. CODE 7283-1028 ETC. ④(7C83-1028 ETC.)

DWG NO. 7283-1028:R

SET DWG NO.

YAZAKI CORPORATION