GENERAL TOLERANCE											
	10 MAX	50 MAX	100 MAX	250 MAX	250 OVR	R5 MAX	R10 MAX	R20 MAX	R20 OVR	ANGLE	ECCENT
A	±0.15	±0.2	±0.3	±0.5	±0.75	±0.2	±0.3	±0.5	±2.5	±3°	0.1
B	±0.2	±0.3	±0.55	±0.95	±1.4					±3°	0.1
C	±0.3	±0.5	±0.8	±1.4	±2					±3°	0.15

SUB ASSEMBLY PART NO. AND CH. CODE	NO.	PART NO. AND CH. CODE	2 PART NAME	MATERIAL	COLOR	QTY.
3 7283-7617-70,B (7C83-7617-70,B)	①	7183-7617 (7B83-7617)	HOUSING	PBT	NATURAL	1
	②	7158-9518-70 (7B58-9518-70)	CPA	PBT	YELLOW	1
	③	7158-6913 (7B58-6913)	SPACER	PBT	NATURAL	1
	④	7158-6914-30 (7B58-6914-30)	REAR HOLDER	PBT	BLACK	1
	⑤	7137-2866-80 (7B37-2866-80)	PACKING	SILICONE RUBBER	BROWN	1
	⑥	7158-3041-40 (7B58-3041-40)	WIRE SEAL	SILICONE RUBBER	LIGHT GRAY	1

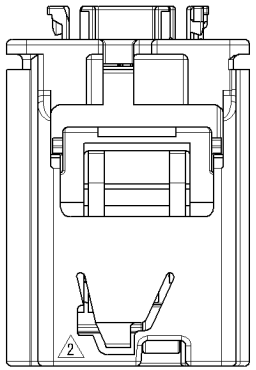

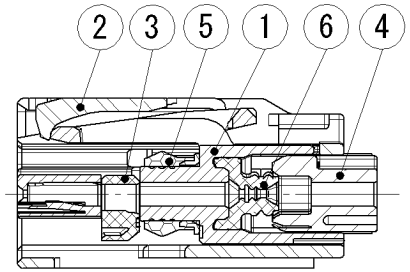

SEC. A-A

注 記

3 1. 取扱説明書No. : YPES-15-775

2. ( ) 内品番は、ｴｱﾊﾞｯｸ (A/B) 回路及び特別管理回路に使用する時に適用すること。

NOTES

3 1. HANDRING MANUAL NO. : YPES-15-775

2. PART NUMBERS IN PARENTHESIS SHALL BE USED FOR AIR BAG (A/B) CIRCUITS AND OTHER CIRCUITS DESIGNATED FOR SPECIAL MONITORING.

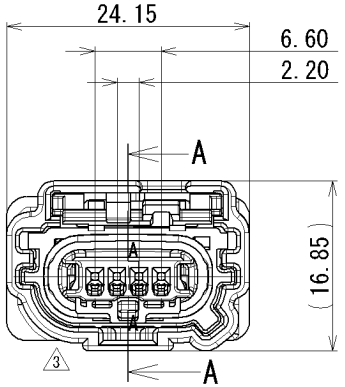

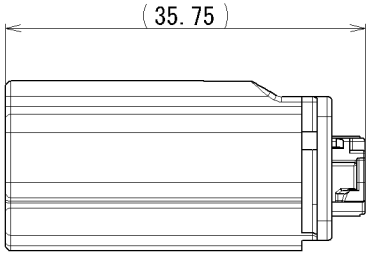

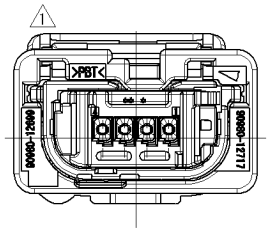

ISSUE MARK

LET	DATE	REVISION RECORD	NO.	CHKD
3	10/09/10	CHANGED FORM, ETC., B	C10-X337	R.U
2	06/10/13	CHANGED FORM, ETC., A	C06-ZB41	H.K
1	06/07/04	ADDED VIEWS	C06-Z691	K.S
	06/06/02	NEW	C06-Z585	K.S

GENERAL TOLERANCE							
	10MAX	50MAX	100MAX	250MAX	250OVR	ANGLE	ECCENT
A	±0.15	±0.2	±0.3	±0.5	±0.75	±30'	0.1
B	±0.2	±0.3	±0.55	±0.95	±1.4	±30'	0.1
C	±0.3	±0.5	±0.8	±1.4	±2	±30'	0.15

SPECIFIED

MASS

CUSTOMER					
CUSTOMER PART NO.		CUSTOMER DWG NO.			
OFFICE		TRIAL PART NO.			
VENDOR					
VENDOR NO.					
DWG TYPE	DWG SOURCE	DWG DATE	UNIT	SCL	ANGLE
R	NEW	06/06/02	mm	2:1	3
APPROVED	CHECKED	CHECKED	DESIGN	DRAWN	
M. FUKUDA	S. KODAMA	R. UNO	E. SUZUKI	H. KUBOTA	
10/09/10	10/09/10	10/09/10	05/09/22	10/09/10	

MATL. SPEC. SEE TABLE

TREAT. & FIN.

NAME 3 A/B 0.64Ⅱ 4P SEALED

HOUSING FEMALE SUB ASSEMBLY

PART NO. CH. CODE 3 7283-7617-70,B (7C83-7617-70,B)

DWG NO. 7283-7617-70:R

SET DWG NO.

YAZAKI CORPORATION