TYPE A	TYPE B
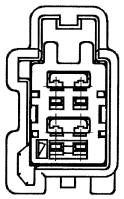	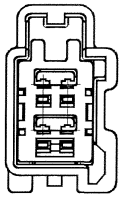
7282-6449-40	7282-3443-60
⚠ 7282-6449-50	
⚠ 7282-6449-70	

SUB ASSEMBLY PART NO.	NO.	PART NO.	PART NAME	MATERIAL	COLOR	QTY.	MATING PART NO.
7282-6449-40	①	7182-6449-40	1.5 SYSTEM CONNECTOR 4P (M) HOUSING (TYPE-A)	PBT-GF15	LIGHT GREY	1	7283-6449-40
	②	7158-5978	1.5 SYSTEM CONNECTOR 4P (M) FRONT HOLDER	PBT	NATURAL	1	
⚠ 7282-6449-50	①	7182-6449-50	1.5 SYSTEM CONNECTOR 4P (M) HOUSING (TYPE-A)	PBT-GF15	ORANGE	1	7283-6449-50
	②	7158-5978	1.5 SYSTEM CONNECTOR 4P (M) FRONT HOLDER	PBT	NATURAL	1	
⚠ 7282-6449-70	①	7182-6449-70	1.5 SYSTEM CONNECTOR 4P (M) HOUSING (TYPE-A)	PBT-GF15	YELLOW	1	7283-6449-70
	②	7158-5978	1.5 SYSTEM CONNECTOR 4P (M) FRONT HOLDER	PBT	NATURAL	1	
7282-3443-60	①	7182-3443-60	1.5 SYSTEM CONNECTOR 4P (M) HOUSING (TYPE-B)	PBT-GF15	GREEN	1	7283-3443-60
	②	7158-5978	1.5 SYSTEM CONNECTOR 4P (M) FRONT HOLDER	PBT	NATURAL	1	

NOTES:
1. APPLICABLE TERMINAL PART NO.: 7114-4100-02 ETC.
2. MATING PART NO. : SEE TABLE.

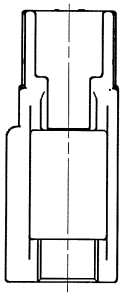

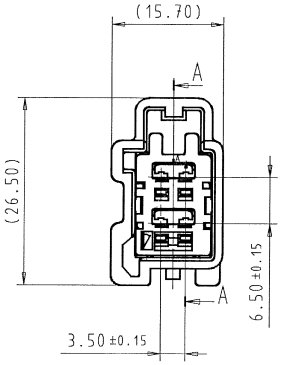

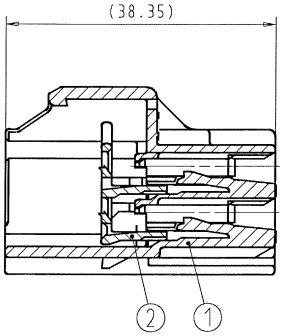

SECTION A-A

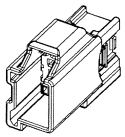

ISOMETRIC VIEW
SCALE (1:1)

LET	DATE	REVISION RECORD	NO.	CHKD
⚠	04/03/26	ADDED NEW PART NUMBER	C04-E022	M.K.
⚠	02/08/15	NEW	C02-E263	M.K.

GENERAL TOLERANCE						
	10MAX	50MAX	100MAX	250MAX	2500VR	ANGLE	ECCENT
A	±0.15	±0.2	±0.3	±0.5	±0.75	±30′	0.1
B	±0.2	±0.3	±0.55	±0.95	±1.4	±30′	0.1
©	±0.3	±0.5	±0.8	±1.4	±2	±30′	0.15
SPECIFIED						MASS 7.70 g	

CUSTOMER								
CUSTOMER PART NO.		CUSTOMER DWG NO.						
OFFICE		TRIAL PART NO.						
VENDOR								
VENDOR NO.								
DWG TYPE	DWG SOURCE	DWG DATE	UNIT	SCL	ANGLE			
R	NEW	02/12/11	mm	2/1	3			
APPROVED	CHECKED	CHECKED	DESIGN	DRAWN				
M.PFAFF	M.KASHIYAMA	G.GREGURIC	M.KASHIYAMA	M.VALJAK				
01 July 2004	01 July 2004	04/04/30	02/08/11	04/04/28				

MATL. SPEC.: SEE TABLE
TREAT. & FIN.
ISSUE MARK

NAME: 1.5 SYSTEM CONNECTOR 4P (M) SUB ASS' Y (TYPE A & B)

PART NO. / CH.CODE: 7282-6449-40, ETC.

DWG NO.: 7282-6449-40: R

SET DWG NO.

YAZAKI CORPORATION

A2