GENERAL TOLERANCE											
	10 MAX	50 MAX	100 MAX	250 MAX	250 OVR	R5 MAX	R10 MAX	R20 MAX	R20 OVR	ANGLE	ECCENT
A	±0.15	±0.2	±0.3	±0.5	±0.75	±0.2	±0.3	±0.5	±2.5	±3°	0.1
B	±0.2	±0.3	±0.55	±0.95	±1.4					±3°	0.1
C	±0.3	±0.5	±0.8	±1.4	±2					±3°	0.15

TABLE 1

SUB ASSEMBLY PART NO. AND CH. CODE	NO.	PART NO. AND CH. CODE	MATERIAL	COLOR	QTY.
△1 7282-2147-30 ETC.	①	△1 SEE TABLE 2	PBT	△1 SEE TABLE 2	1
	②	7158-6346	PBT-G	NATURAL	1

TABLE 2

	SUB ASSEMBLY PART NO. AND CH. CODE	PART NO. AND CH. CODE	COLOR
△2	7282-2147	7182-2147	NATURAL
	7282-2147-30	7182-2147-30	BLACK
△1	7282-2147-40	7182-2147-40	LIGHT GRAY

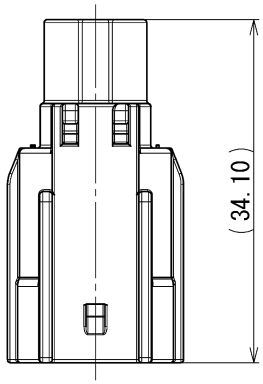

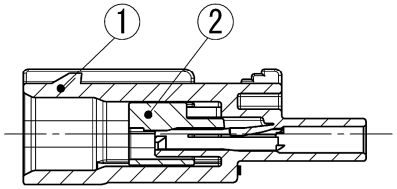

SEC. A-A

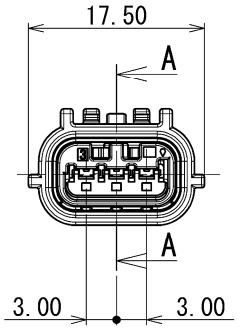

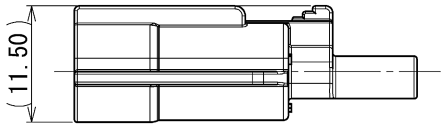

注記

△1 1. かん合相手品番 : 7283-2147-30 ETC.
2. 適用端子品番 : 7114-4415-02 ETC.
3. 適用ゴム栓品番: 7158-3165-90 ETC.
4. 適用防水栓品番: 7158-3169-40

NOTES

△1 1. MATING PART NO. : 7283-2147-30 ETC.
2. APPLICABLE TERMINAL NO. : 7114-4415-02 ETC.
3. APPLICABLE SEAL RUBBER NO. : 7158-3165-90 ETC.
4. APPLICABLE UNUSED CAVITY PLUG: 7158-3169-40

ISSUE MARK

LET	DATE	REVISION RECORD	NO.	CHKD
△3	10/11/15	CHANGED PART NAME	C10-ZA97	J.C
△2	05/08/31	ADDED PART NO.	C05-ZC11	K.N
△1	05/02/28	ADDED PART NO., ETC.	C05-Z382	K.N
	04/02/19	NEW	C04-X159	K.N

GENERAL TOLERANCE							
	10MAX	50MAX	100MAX	250MAX	250OVR	ANGLE	ECCENT
A	±0.15	±0.2	±0.3	±0.5	±0.75	±30'	0.1
B	±0.2	±0.3	±0.55	±0.95	±1.4	±30'	0.1
C	±0.3	±0.5	±0.8	±1.4	±2	±30'	0.15

SPECIFIED

MASS g

CUSTOMER
CUSTOMER PART NO. | CUSTOMER DWG NO.
OFFICE | TRIAL PART NO.
VENDOR
VENDOR NO.

DWG TYPE	DWG SOURCE	DWG DATE	UNIT	SCL	ANGLE
R	NEW	04/02/19	mm	2:1	3

APPROVED	CHECKED	CHECKED	DESIGN	DRAWN
S.MIZUSE		R.CABANGAL	K.NIIHO	J.CANDO
10/11/15		10/11/15	03/08/25	10/11/15

MATL. SPEC. SEE TABLE 1 | TREAT. & FIN.

NAME △3 HS 025 3P SEALED HOUSING
SUB ASSEMBLY MALE

PART NO. CH. CODE △1 7282-2147-30 ETC.

DWG NO. 7282-2147-30:R | SET DWG NO.

YAZAKI CORPORATION