TABLE 1

YAZAKI SUB ASSEMBLY PART NO.	NO.	YAZAKI PART NO.	MATERIAL	COLOR	QTY.
7282-7031-10 ETC.	1	⚠ SEE TABLE 2	PBT	⚠ SEE TABLE 2	1
	2	7157-4122	PBT	NATURAL	1

TABLE 2

	YAZAKI SUB ASSEMBLY PART NO.	YAZAKI PART NO.	COLOR
⚠	7282-7031	7182-7031	NATURAL
	7282-7031-10	7182-7031-10	DARK GRAY
⚠	7282-7031-30	7182-7031-30	BLACK
⚠	7282-7031-40	7182-7031-40	LIGHT GRAY
⚠	7282-7031-50	7182-7031-50	ORANGE
⚠	7282-7031-60	7182-7031-60	GREEN
⚠	7282-7031-80	7182-7031-80	BROWN
⚠	7282-7031-90	7182-7031-90	BLUE

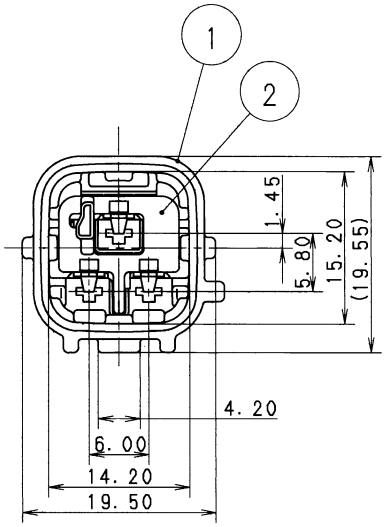

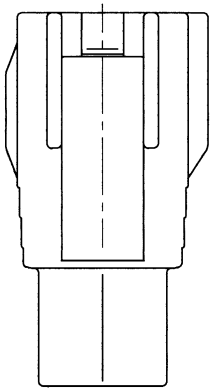

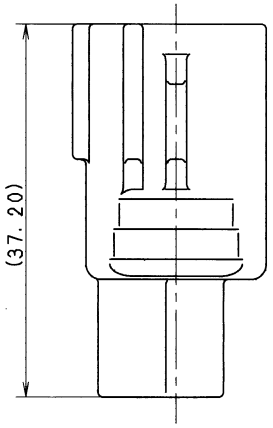

NOTES

1. APPLICABLE TERMINAL PART NO. :
   090Ⅱ 7114-4025 (AVS 0.3 ~ AVS 0.5)
   7114-4026 (AVS 0.5 ~ AVS 1.25)
   7114-4027 (AVSS 2.0)
2. APPLICABLE RUBBER STOPPER PART NO. :
   7157-3648 (AVS 0.5~AEX 1.25)
3. ⚠ MATING PART NO. :7283-7031-10 ETC.

注 記

1. 適用端子品番：090Ⅱ 7114-4025 (AVS 0.3~AVS 0.5)
   7114-4026 (AVS 0.5~AVS 1.25)
   7114-4027 (AVSS 2.0)
2. 適用ゴム栓品番：7157-3648 (AVS 0.5~AEX 1.25)
3. ⚠ 嵌合相手品番：7283-7031-10 ETC.

ISSUE MARK

LET	DATE	REVISION RECORD	NO.	CHKD
⚠	96.04.22	ADDED PART NO.	C96-L743	M.T
	90.04.23	NEW	C90-L409	K.O

GENERAL TOLERANCE

	10MAX	50MAX	100MAX	250MAX	2500VR	ANGLE	ECCENT
A	±0.15	±0.2	±0.3	±0.5	±0.75	±30′	0.1
B	±0.2	±0.3	±0.55	±0.95	±1.4	±30′	0.1
Ⓒ	±0.3	±0.5	±0.8	±1.4	±2	±30′	0.15

SPECIFIED

MASS g

CUSTOMER

CUSTOMER PART NO. | CUSTOMER DWG NO.

OFFICE | TRIAL PART NO.

VENDOR

VENDOR NO.

DWG TYPE	DWG SOURCE	DWG DATE	UNIT	SCL	ANGLE
R	NEW	90.04.23	mm	⚠ 2/1	3

APPROVED	CHECKED	CHECKED	DESIGN	DRAWN
96.05.13	96.05.08	96.05.07	M. TSUJI 88.08.05	AKIMOTO 96.04.22

MATL. SPEC. SEE TABLE 1

TREAT. & FIN.

NAME ⚠090Ⅱ 3P SEALED CONNECTOR HOUSING MALE SUB ASSEMBLY

PART NO. CH. CODE ⚠7282-7031-10 ETC.

DWG NO. 7282-7031-10:R

YAZAKI CORPORATION