TABLE 1

SUB ASSEMBLY PART NO. & CH. CODE	NO.	PART NO. & CH. CODE	MATERIAL	COLOR	QTY.
7282-5833 ETC.	1	SEE TABLE 2	PBT	SEE TABLE 2	1
	2	7158-4726	PBT	NATURAL	1

TABLE 2 △2

SUB ASSEMBLY PART NO. & CH. CODE	PART NO. & CH. CODE	COLOR
7282-5833	7182-5833	NATURAL
7282-5833-40	7182-5833-40	LIGHT GRAY
7282-5833-90	7182-5833-90	BLUE

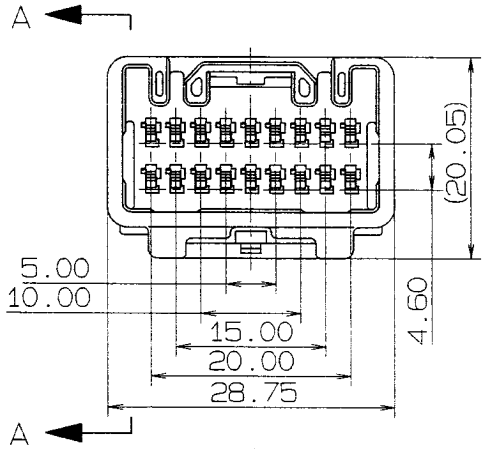

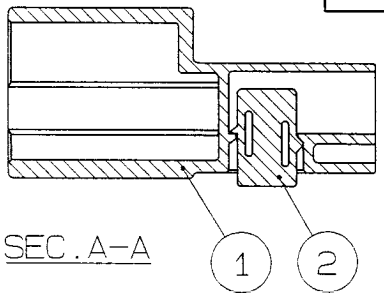

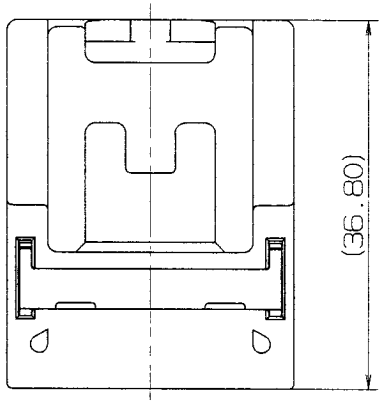

注 記

1. 嵌合相手品番: 7283-5833 ETC.
2. 適用端子品番: 7114-4233-02 ETC.

NOTES

1. MATING PART NO.: 7283-5833 ETC.
2. APPLICABLE TERMINAL PART NO.: 7114-4233-02 ETC.

ISSUE MARK

LET	DATE	REVISION RECORD	NO.	CHKD
△2	98.06.19	ELIMINATED COLOR NO.	C98-M142	T.M
△1	97.05.06	CHANGED FORM	C97-L792	H.K
	97.03.24	NEW	C97-L582	H.K

GENERAL TOLERANCE

	10MAX	50MAX	100MAX	250MAX	2500VR	ANGLE	ECCENT
A	±0.15	±0.2	±0.3	±0.5	±0.75	±30'	0.1
B	±0.2	±0.3	±0.55	±0.95	±1.4	±30'	0.1
C	±0.3	±0.5	±0.8	±1.4	±2	±30'	0.15

SPECIFIED

MASS g

CUSTOMER

CUSTOMER PART NO. | CUSTOMER DWG NO.

OFFICE | TRIAL PART NO.

VENDOR

VENDOR NO.

DWG TYPE	DWG SOURCE	DWG DATE	UNIT	SCL	ANGLE
R	NEW	97.03.24	mm	2/1	3

APPROVED	CHECKED	CHECKED	DESIGN	DRAWN
加藤	山梨	澤	T.MIWA	KANAZAWA 田中ひ
98.6.29	98.06.25	98.06.25	96.05.27	98.06.19

MATL. SPEC. SEE TABLE 1 | TREAT. & FIN.

NAME 040Ⅲ 18P CONNECTOR HOUSING MALE SUB ASSEMBLY

PART NO. CH. CODE 7282-5833 ETC.

DWG NO. 7282-5833: R | SET DWG NO.

YAZAKI CORPORATION