⚠2 SUB ASSEMBLY PART NO. AND CH. CODE	NO.	PART NO. AND CH. CODE	⚠2 PART NAME	MATERIAL	COLOR	QTY.
7282-5528-70, A (7C82-5528-70, A)	1	7182-5528-70 (7B82-5528-70)	A/B 1.0Ⅲ 2P HOUSING MALE	HPA	YELLOW	1
	2	7158-4417 (7B58-4417)	A/B 1.0Ⅲ 2P HOUSING SPACER MALE	HPA	NATURAL	1

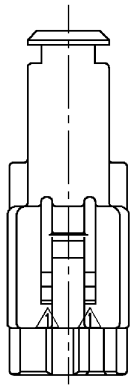

⚠2 注 記

1. 取扱説明書No. YPES-15-278
2. ( ) 内品番は、エアバッグ (A/B) 回路及び特別管理回路に使用する時に適用すること。

⚠2 NOTES

1. HANDLING MANUAL NO. YPES-15-278
2. PART NUMBERS IN PARENTHESIS SHALL BE USED FOR AIR BAG (A/B) CIRCUITS AND OTHER CIRCUITS DESIGNATED FOR SPECIAL MONITORING.

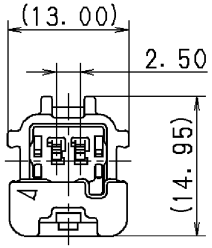

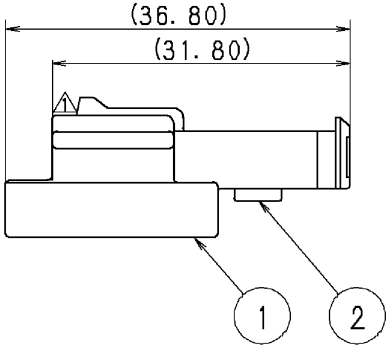

ISSUE MARK

LET	DATE	REVISION RECORD	NO.	CHKD
⚠2	12.01.24	CHANGED NOTES ETC.	C12-Z170	J.B
⚠1	97.09.10	CHANGED FORM & CHANGED TERMINAL PART NO., A	C97-M881	H.K
	97.02.08	NEW	C97-L058	H.K

GENERAL TOLERANCE

	10MAX	50MAX	100MAX	250MAX	2500VR	ANGLE	ECCENT
A	±0.15	±0.2	±0.3	±0.5	±0.75	±30′	0.1
B	±0.2	±0.3	±0.55	±0.95	±1.4	±30′	0.1
C	±0.3	±0.5	±0.8	±1.4	±2	±30′	0.15

SPECIFIED

MASS g

CUSTOMER

CUSTOMER PART NO.	CUSTOMER DWG NO.

OFFICE

VENDOR

VENDOR NO.

TRIAL PART NO.

DWG TYPE	DWG SOURCE	DWG DATE	UNIT	SCL	ANGLE
R	NEW	97.01.20	mm	2/1	3

APPROVED	CHECKED	CHECKED	DESIGN	DRAWN
M. FUKUDA	S. KODAMA	R. UNO	HOTTA	J. BINALLA
12.01.24	12.01.24	12.01.24	96.11.01	12.01.24

MATL. SPEC. SEE TABLE

TREAT. & FIN.

NAME ⚠2 A/B 1.0Ⅲ 2P HOUSING MALE SUB ASSEMBLY

PART NO. CH. CODE 7282-5528-70, A (7C82-5528-70, A)

DWG NO. 7282-5528-70:R

SET DWG NO.

YAZAKI CORPORATION