TABLE 1

SUB ASSEMBLY PART NO. AND CH. CODE	NO.	YAZAKI PART NO. AND CH. CODE	MATERIAL	COLOR	QTY.
△1 7282-2148-30 ETC.	①	SEE TABLE 2	PBT	SEE TABLE 2	1
	②	7158-6348	PBT-G	NATURAL	1

TABLE 2

	SUB ASSEMBLY PART NO. AND CH. CODE	YAZAKI PART NO. AND CH. CODE	COLOR
△1	7282-2148-10	7182-2148-10	DARK GRAY
	7282-2148-30	7182-2148-30	BLACK

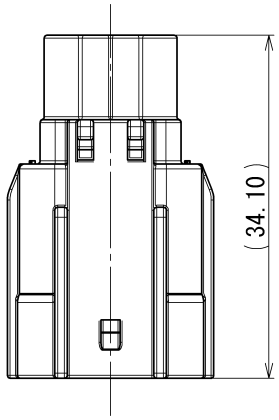

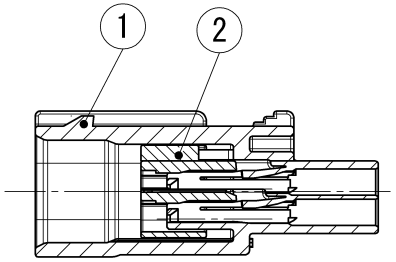

SEC. A-A

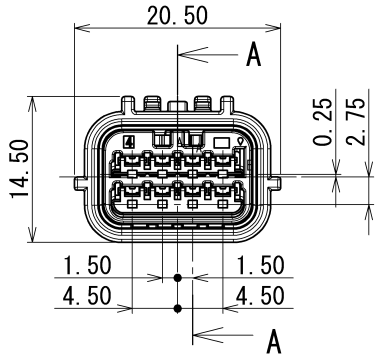

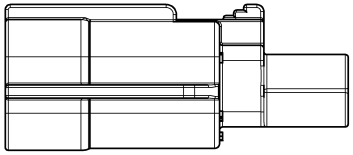

NOTES

△1 1. MATING PART NO. : 7283-2148-30 ETC.
2. APPLICABLE TERMINAL NO. : 7114-4415-02, 7114-4416-02, 7114-4417-02.
3. APPLICABLE SEAL RUBBER NO. : 7158-3165-90, 7158-3166-60, 7158-3167-80, 7158-3168-80
4. APPLICABLE UNUSED CAVITY PLUG: 7158-3169-40

注 記

△1 1. かん合相手品番 : 7283-2148-30 ETC.
2. 適用端子品番 : 7114-4415-02, 7114-4416-02, 7114-4417-02
3. 適用ゴム栓品番 : 7158-3165-90, 7158-3166-60, 7158-3167-80
7158-3168-80
4. 適用防水栓品番 : 7158-3169-40

ISSUE MARK

LET	DATE	REVISION RECORD	NO.	CHKD
△2	10/11/15	CHANGED PART NAME	C10-ZA97	J.C
△1	05/09/29	ADDED COLOR PART NO., ETC.	C05-ZD46	K.N
	04/02/27	NEW	C04-X160	K.N

GENERAL TOLERANCE

	10MAX	50MAX	100MAX	250MAX	2500VR	ANGLE	ECCENT
A	±0.15	±0.2	±0.3	±0.5	±0.75	±30'	0.1
B	±0.2	±0.3	±0.55	±0.95	±1.4	±30'	0.1
Ⓒ	±0.3	±0.5	±0.8	±1.4	±2	±30'	0.15

SPECIFIED

MASS g

CUSTOMER
CUSTOMER PART NO.
CUSTOMER DWG NO.
OFFICE
TRIAL PART NO.
VENDOR
VENDOR NO.

DWG TYPE	DWG SOURCE	DWG DATE	UNIT	SCL	ANGLE
R	NEW	04/02/27	mm	2:1	3

APPROVED	CHECKED	CHECKED	DESIGN	DRAWN
S.MIZUSE		R.CABANGAL	K.NIIHO	J.CANDO
10/11/15		10/11/15	03/08/25	10/11/15

MATL. SPEC. SEE TABLE
TREAT. & FIN.

NAME △2 HS 025 8P SEALED HOUSING
SUB ASSEMBLY MALE

PART NO. CH. CODE △1 7282-2148-30 ETC.

DWG NO. 7282-2148-30:R
SET DWG NO.

YAZAKI CORPORATION