GENERAL TOLERANCE											
	10 MAX	50 MAX	100 MAX	250 MAX	250 OVR	R5 MAX	R10 MAX	R20 MAX	R20 OVR	ANGLE	ECCENT
A	±0.15	±0.2	±0.3	±0.5	±0.75					±3°	0.1
B	±0.2	±0.3	±0.55	±0.95	±1.4	±0.2	±0.3	±0.5	±2.5	±3°	0.1
C	±0.3	±0.5	±0.8	±1.4	±2					±3°	0.15

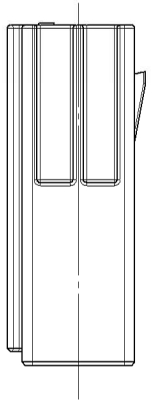

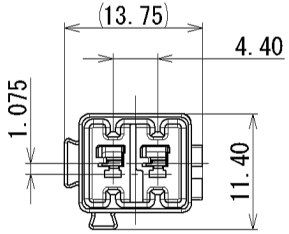

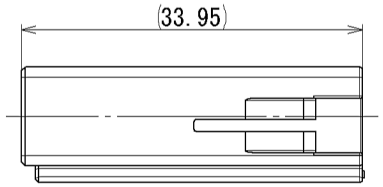

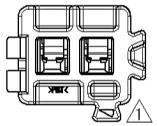

注記

1. 適用端子品番 : 7114-7386-02 ETC.
2. 適用フレーム品番 : 7171-6073-30

NOTES

1. APPLICABLE TERMINAL PART NO. : 7114-7386-02 ETC.
2. APPLICABLE FRAME PART NO. : 7171-6073-30

ISSUE MARK

LET	DATE	REVISION RECORD	NO.	CHKD
1	2014/06/20	CHANGED FORM & ADDED VIEW.A	C14-P132	M.S
	2014/01/06	NEW	C14-Z001	E.D

GENERAL TOLERANCE							
	10MAX	50MAX	100MAX	250MAX	250OVR	ANGLE	ECCENT
A	±0.15	±0.2	±0.3	±0.5	±0.75	±30'	0.1
B	±0.2	±0.3	±0.55	±0.95	±1.4	±30'	0.1
C	±0.3	±0.5	±0.8	±1.4	±2	±30'	0.15
SPECIFIED						MASS	

CUSTOMER					
CUSTOMER PART NO.		CUSTOMER DWG NO.			
OFFICE		TRIAL PART NO.			
VENDOR					
VENDOR NO.					
DWG TYPE	DWG SOURCE	DWG DATE	UNIT	SCL	ANGLE
R	NEW	2014/01/06	mm	2:1	3
APPROVED	CHECKED	CHECKED	DESIGN	DRAWN	
K. SUZUKI	Y. IWAHORI	M. SUZUKI	Y. IWAHORI	N. TAKASHIMA	
2014/06/20	2014/06/20	2014/06/20	2013/12/23	2014/06/20	

MATL. SPEC. PBT (BLUE)

TREAT. & FIN.

NAME 060 2P TYPE-B SUB HOUSING MALE

PART NO. 7188-3376-90, A

CH. CODE

DWG NO. 7188-3376-90:R

SET DWG NO.

YAZAKI CORPORATION