NO.	YAZAKI PARTS NO.	YAZAKI PARTS NAME	NUM.	MATERIAL
1	7114-8717-02	040 SHORT TERMINAL 11P	2	BRASS, t=0.64 (TIN PLATE)

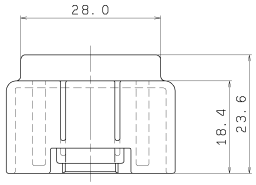

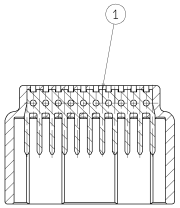

SEC. B-B

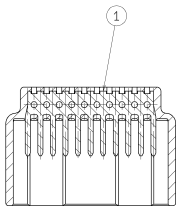

SEC. C-C

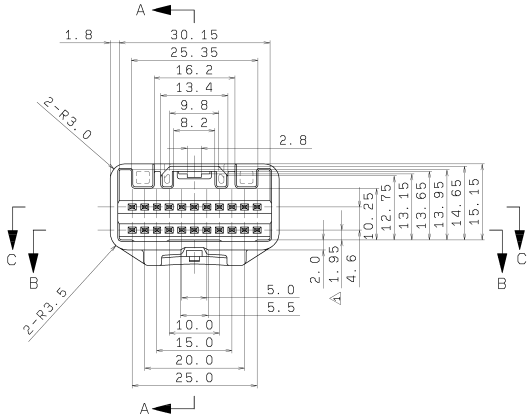

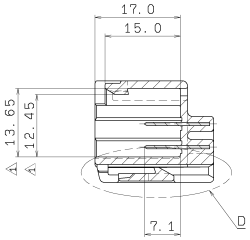

SEC. A-A

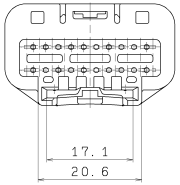

NOTE

1) MATING PART NO. : 7283-5834

注 記

1) 嵌合相手品番: 7283-5834

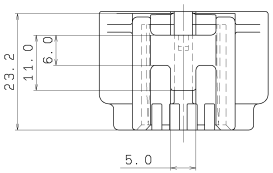

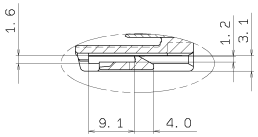

DETAIL D

LET	DATE	REVISION RECORD	NO.	CHKD
A	08.11.21	CHANGED DIMENSION	C08-4951	A.P
	04.03.26	NEW	C04-3422	F.V

GENERAL TOLERANCE

	10MAX	50MAX	100MAX	250MAX	2500VR	ANGLE	ECCENT
A	±0.15	±0.2	±0.3	±0.5	±0.75	±30'	0.1
B	±0.2	±0.3	±0.55	±0.95	±1.4	±30'	0.1
C	±0.3	±0.5	±0.8	±1.4	±2	±30'	0.15

SPECIFIED

MASS 7.8g

DWG TYPE	DWG SOURCE	DWG DATE	UNIT	SCL	ANGLE
R	NEW	04.03.26	mm	2/1	3

APPROVED	CHECKED	CHECKED	DESIGN	DRAWN
岡崎	米山	後藤	MATSUDA	A. PASCUA
			96.02.08	08.11.21

CUSTOMER

CUSTOMER PART NO. | CUSTOMER DWG NO.

OFFICE | TRIAL PART NO.

VENDOR

VENDOR NO.

MATL. SPEC. P.P (GRAY) | TREAT. & FIN.

NAME 040 III JOINT CONNECTOR 22P

PART NO. 7182-4657-40

CH. CODE

DWG NO. 7182-4657-40:R | SET DWG NO.

YAZAKI CORPORATION

ISSUE MARK

20081120-47760