	④YAZAKI PART NO. AND CH. CODE	COLOR
③	7123-7434	NATURAL
	7123-7434-30	BLACK
	7123-7434-40	GRAY
①	7123-7434-60	GREEN

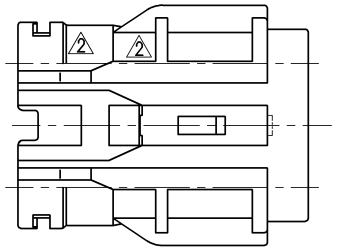

注記

④ 1. かん合相手品番 : 7222-7434-40 ETC.

④ 2. 適用端子品番 : 7116-1471, 7116-1472

④ 3. 適用空栓品番 : 7157-3755-60, 7157-8799-90

NOTE

④ 1. MATING PART NO. : 7222-7434-40 ETC.

④ 2. APPLICABLE TERMINAL PART NO. : 7116-1471

: 7116-1472

④ 3. APPLICABLEL SEALING PRUG NO. : 7157-3755-60

: 7157-8799-90

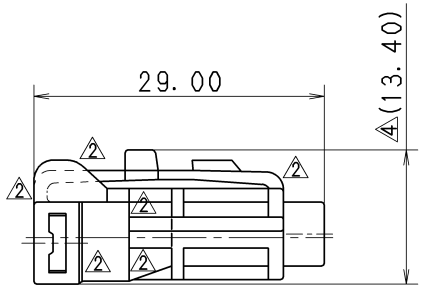

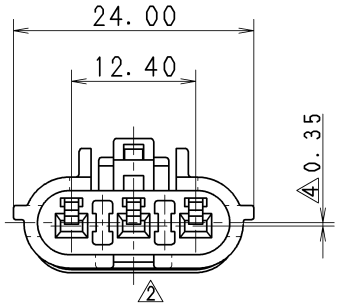

LET	DATE	REVISION RECORD	NO.	CHKD
⑤	10.11.15	CHANGED PART NAME	C10-ZA99	R.B
④	09.07.15	ADDED NOTES, ETC.	C09-Z509	T.W
③	95.09.19	ADDED COLOR NO.	C95-M263	K.O
②	89.08.03	CORRECTED AN ERROR IN WRITING ETC.	C89-7183	矢部
①	89.04.10	ADDED COLOR NO. & CHANGED DWG NO.	C89-6561	貞石
	87.04.11	NEW	7MC-0179	S.K

ISSUE MARK

④GENERAL TOLERANCE

	10MAX	50MAX	100MAX	250MAX	2500VR	ANGLE	ECCENT
A	±0.15	±0.2	±0.3	±0.5	±0.75	±30′	0.1
B	±0.2	±0.3	±0.55	±0.95	±1.4	±30′	0.1
Ⓒ	±0.3	±0.5	±0.8	±1.4	±2	±30′	0.15

SPECIFIED

MASS

CUSTOMER

CUSTOMER PART NO. | CUSTOMER DWG NO.

OFFICE | TRIAL PART NO.

VENDOR

VENDOR NO.

DWG TYPE	DWG SOURCE	DWG DATE	UNIT	SCL	ANGLE
R	NEW	87.04.11	mm	④2:1	3

APPROVED	CHECKED	CHECKED	DESIGN	DRAWN
S.MIZUSE	———	R.CABANGAL	YAMADA	R.BUDIAO
10.11.15	———	10.11.15	87.04.11	10.11.15

MATL. SPEC. ④PBT

TREAT. & FIN.

NAME ⑤SWP-TYPE HOUSING

3P FEMALE

PART NO. CH. CODE 7123-7434-40 ETC.

DWG NO. 7123-7434-30:R

SET DWG NO.

YAZAKI CORPORATION