YAZAKI PART NO.	A_1	A_2	W_1	W_2	WIRE SIZE
7116-4045-02	4.00	1.70	3.60	4.70	0.5mm² - 1.0mm²
7116-4046-02	4.00	1.70	4.90	6.40	1.5mm² - 2.5mm²

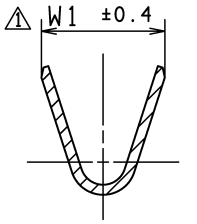

SEC.K-K

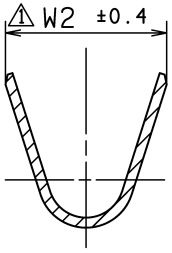

SEC.M-M

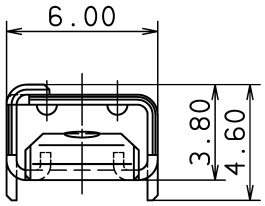

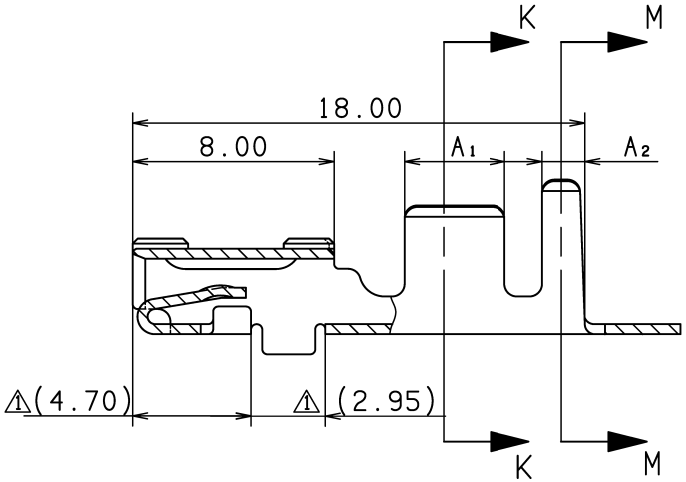

NOTE

1.MATING TERMINAL PART NO. : 7114-4045-02

ISSUE MARK

LET	DATE	REVISION RECORD	NO.	CHKD
⚠	24.10.11	CHANGED TOLERANCE	Y11-0771	T.G.
	94.06.01	NEW	C94-L520	H.F

GENERAL TOLERANCE

	10MAX	50MAX	100MAX	250MAX	2500VR	ANGLE	ECCENT
A	±0.15	±0.2	±0.3	±0.5	±0.75	±30′	0.1
B	±0.2	±0.3	±0.55	±0.95	±1.4	±30′	0.1
©	±0.3	±0.5	±0.8	±1.4	±2	±30′	0.15

SPECIFIED

MASS g

CUSTOMER

CUSTOMER PART NO. | CUSTOMER DWG NO.

OFFICE | TRIAL PART NO.

VENDOR

VENDOR NO.

DWG TYPE	DWG SOURCE	DWG DATE	UNIT	SCL	ANGLE
R	NEW	94.06.01	mm	5/1	3

APPROVED	CHECKED	CHECKED	DESIGN	DRAWN
Schaller	Hanzek		SAKURAI	Gersmeier
			91.01.24	24.10.11

MATL. SPEC. C2600R TIN PLATING t = 0.40 | TREAT. & FIN.

NAME 187 TERMINAL FEMALE

PART NO. 7116-4045-02 ETC.

CH.CODE

DWG NO. 7116-4045-02:R

YAZAKI CORPORATION