GENERAL TOLERANCE							
	10MAX	50MAX	100MAX	250MAX	2500VR	ANGLE	ECCENT
TOLERANCE	±0.5	±0.8	±1.5	±2.5	±3	±5°	0.3

	NO.	YAZAKI PART NO.	A	B	C	D	E	F	G	H	I	T	TREAT & FIN	MASS(g)
	①	7003-1874	45.3	13	13	30	28	12	R3.5	7.6	12.6	2	————	APPROX 18
1	②	7003-1874-02	〃	〃	〃	〃	〃	〃	〃	〃	〃	〃	TIN PLATE	〃
	③	7003-1875	47.1	14.5	14	42	29.5	16.6	R5	7.8	12.7	2.3	————	APPROX 26
1	④	7003-1875-02	〃	〃	〃	〃	〃	〃	〃	〃	〃	〃	TIN PLATE	〃
2	⑤	7003-1925-02	〃	〃	〃	39	〃	15.1	R4.5	〃	〃	〃	TIN PLATE	APPROX 23

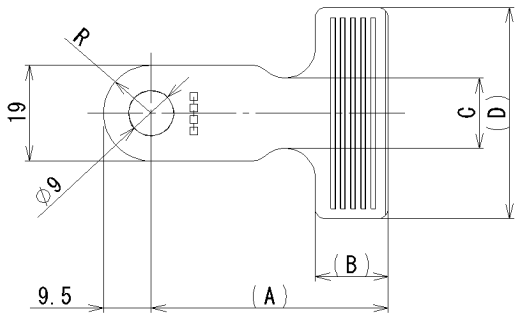

BLANK FORM

注記
1 適用電線サイズ ：①,② AV(EB)15,20
③,④ AV(EB)30,40
⑤ AV(EB)20,30
2 適用ボルトサイズ： M8

NOTES
1 APPLICABLE WIRE SIZE: ①,② AV(EB)15,20
③,④ AV(EB)30,40
⑤ AV(EB)20,30
2 APPLICABLE BOLT SIZE: M8

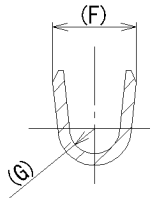

SEC. X-X

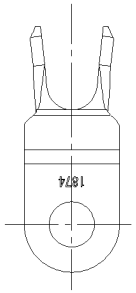

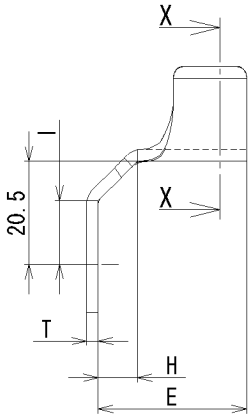

ISSUE MARK

LET	DATE	REVISION RECORD	NO.	CHKD
2	06.12.13	ADDED PART NO	C06-0222	T.N
1	06.04.14	RENEW AND ADDED PART NO	C06-0075	T.N

GENERAL TOLERANCE	10MAX	50MAX	100MAX	250MAX	2500VR	ANGLE	ECCENT
A	±0.15	±0.2	±0.3	±0.5	±0.75	±30'	0.1
B	±0.2	±0.3	±0.55	±0.95	±1.4	±30'	0.1
C	±0.3	±0.5	±0.8	±1.4	±2.0	±30'	0.15

SPECIFIED SEE TABLE
MASS SEE TABLE g

CUSTOMER					
CUSTOMER PART NO.		CUSTOMER DWG NO.			
OFFICE		TRIAL PART NO.			
VENDOR					
VENDOR NO.					
DWG TYPE	DWG SOURCE	DWG DATE	UNIT	SCL	ANGLE
R	RENEW	06.04.14	mm	1:1	3
APPROVED	CHECKED	CHECKED	DESIGN	DRAWN	
T.SUZUKI	Y.SUZUKI	S.UEMATSU	M.SUZUKI	T.NAGASAWA	
06.12.13	06.12.13	06.12.13	00.06.29	06.12.13	

MATL. SPEC. C2801
TREAT. & FIN. SEE TABLE
NAME BA TERMINAL
PART NO. CH. CODE 7003-1874 ETC.
DWG NO. 7003-1874:R
SET DWG NO.
YAZAKI CORPORATION

2006年12月12日 14:46:08