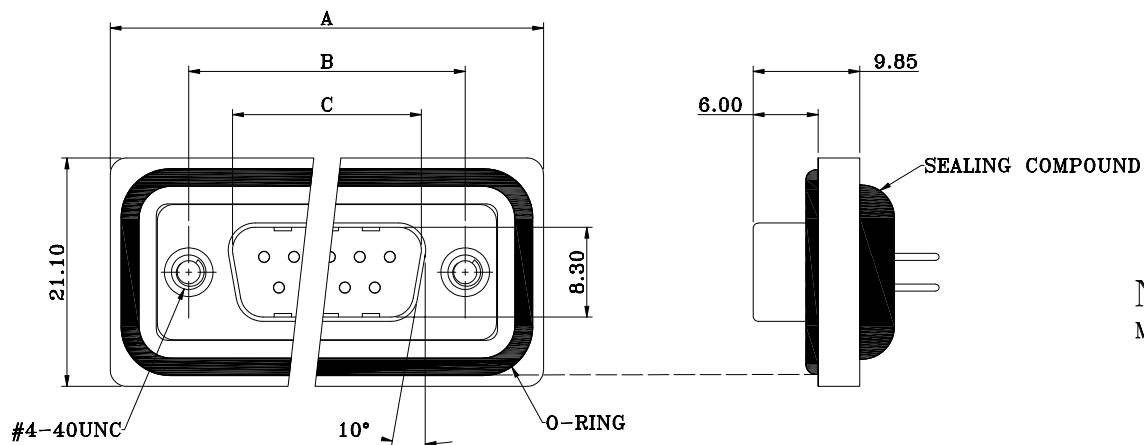


DESCRIPTION: DSUB IP67 FLANGE // MALE // STANDARD // VERTICAL PIN PCB MOUNT



DIMENSIONS(mm)			
SIZE	A	B	C
9	39.50	25.00	16.90
15	48.00	33.30	25.25
25	61.50	47.05	38.95
37	77.80	63.50	55.40

NOTE:

MATERIAL

HOUSING

FLANGE

CONTACT

SHELL

O-RING

SEALING COMPOUND

HARDWARE

PBT UL94V-0, BLACK

PBT UL94V-0, BLACK

BRASS, PLATING P/N KEY BELOW

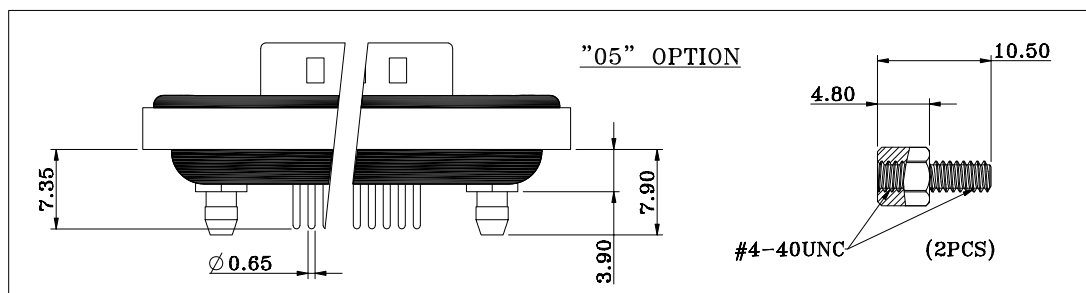
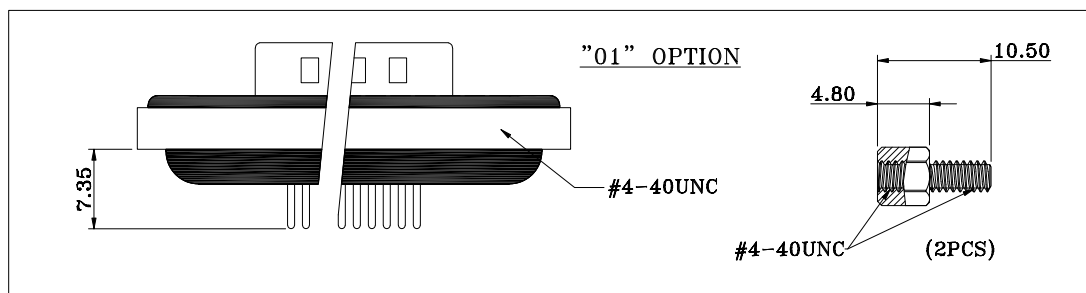
STEEL, NICKEL

SILICONE

EPOXY

BRASS; NICKEL PLATED

HARDWARE OPTIONS



ELECTRICAL

RATED CURRENT

5A

VOLTAGE

1000 VAC 1 MIN

INSULATOR RESISTANCE

5 GOhms MIN.

CONTACT RESISTANCE

10 mOhms MAX.

WATER PROOF

IP67

ENVIRONMENT

OPERATION TEMPERATURE

-25°C TO +85°C

SDF-VYY-113LYYY

SERIES

SDF = STANDARD DSUB FLANGE

CONTACT TYPE

V = VERTICLE PCB MOUNT

POSITIONS

09

15

25

37

GENDER

1 = MALE

HARDWARE OPTIONS

01 = 4-40 THREADED INSERTS/4-40 JACKSCREWS

05 = 4-40 THREADED BOARDLOCKS/4-40 JACKSCREWS

CONTACT PLATING OPTIONS

1 = GOLD FLASH

2 = 30u" GOLD PLATING

UNITS = mm

DO NOT SCALE FROM DRAWING

NorComp

SCALE:

NTS

SHEET

OF

1

2

REV

1

DWG NO.

SDF-VYY-113LYYY



THESE DRAWINGS AND SPECIFICATIONS ARE THE PROPERTY OF NorComp AND SHALL NOT BE REPRODUCED, COPIED OR USED AS THE BASIS FOR THE MANUFACTURE OR SALE OF APPARATUS WITHOUT WRITTEN PERMISSION.

DRAWN:

J. KADEL

DATE:

03/02/2020

TOLERANCES

X. ±0.40

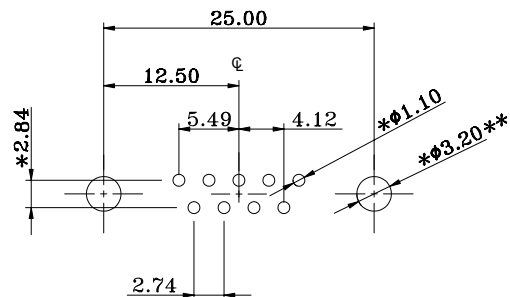
.X ±0.30

.XX ±0.20

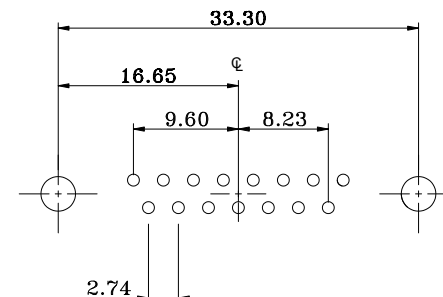
.XXX ±0.10

****ø3.20MM HOLES NOT NEEDED FOR "01" HARDWARE OPTION**

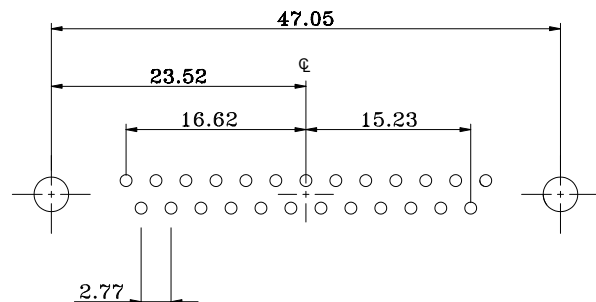
09 POSITION



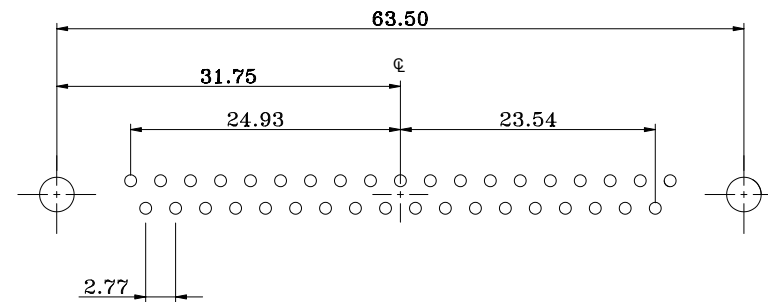
15 POSITION



25 POSITION



37 POSITION



RECOMMENDED PCB LAYOUT

*TYPICAL // **HOLE SIZE MAY NOT BE SUITABLE FOR YOUR
SPECIFIC APPLICATION

RoHS COMPLIANT



THESE DRAWINGS AND SPECIFICATIONS ARE THE PROPERTY OF NorComp AND SHALL NOT BE REPRODUCED, COPIED OR USED AS THE BASIS FOR THE MANUFACTURE OR SALE OF APPARATUS WITHOUT WRITTEN PERMISSION.

DRAWN:

J. KADEL

DATE:

03/02/2020

TOLERANCES

X. ± 0.40

.X ± 0.30

.XX	±0.20
.XXX	±0.10

UNITS = mm

DO NOT SCALE FROM DRAWING

NorComp

SCALE:

NTS

SHEET

OF

2

REV

1

DWG NO.

SDF-VYY-113LYYY