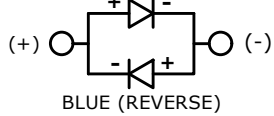


BLUE (FORWARD)

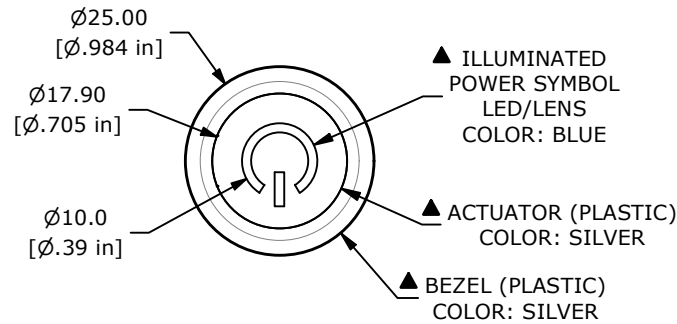
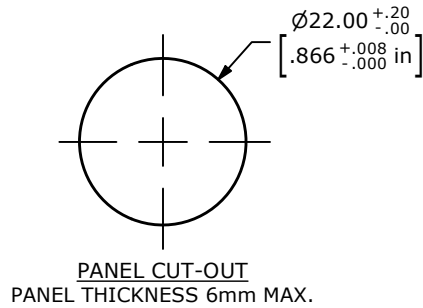


SCHEMATIC

ON - ON

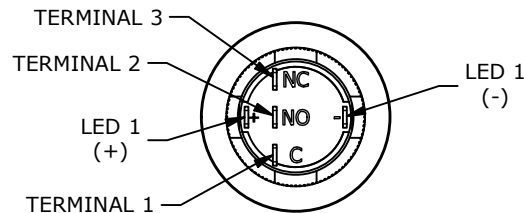
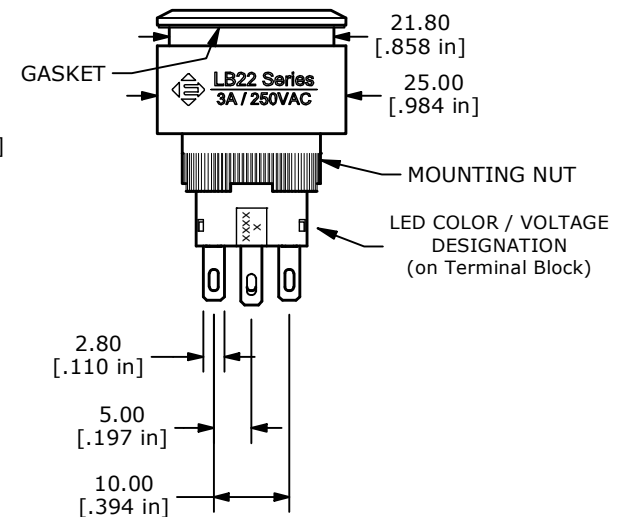
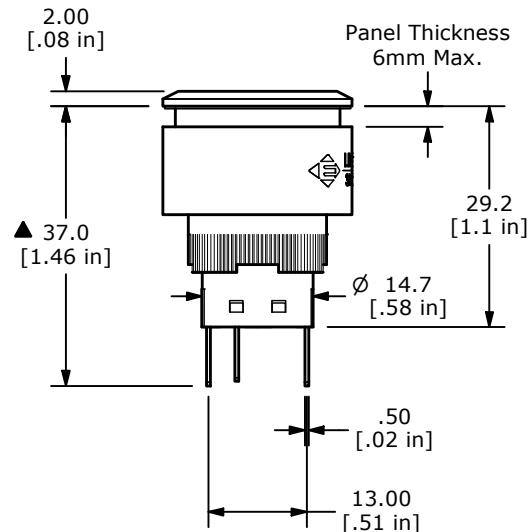
SPDT ILLUMINATED

( ) DENOTED MOMENTARY FUNCTION



## NOTE:

1. ALL DIMENSIONS IN MM [INCH]
2. GENERAL TOLERANCE: X.X =  $\pm 0.4$   
X.XX =  $\pm 0.25$
3. TERMINAL NUMBERS FOR REF ONLY
- ▲ 4. TERMINAL/CONTACT MATERIAL: SILVER PLATED
5. RATING: 3A @ 250VAC
6. CONTACT RESISTANCE: 50m $\Omega$  MAX. @ 1A 12VDC
7. ELECTRICAL LIFE: 50,000 MAKE-AND-BREAK CYCLES AT FULL LOAD
8. ACTUATION FORCE: 1 POLES (SP) 2.5  $\pm 1.0$ N
9. MECHANICAL LIFE: 500,000 (LOCKING) CYCLES
10. INSULATION RESISTANCE: 1,000M $\Omega$  @ 500VDC MIN.
11. DIELECTRIC STRENGTH: 2,000 RMS @ SEA LEVEL
12. OPERATING TEMPERATURE: -20°C to 55°C
13. ▲ DENOTES CRITICAL PARAMETER.
- ▲ 14. LAMP VOLTAGE: 12V
15. TRAVEL: 3.2mm
16. MOUNTING NUT TORQUE: 0.3 - 0.5Nm
17. INGRESS PROTECTION: IP65
18. HARDWARE SUPPLIED: GASKET and MOUNTING NUT



REV	ECO NO	DESCRIPTION	DATE	BY	E-SWITCH®				OBJECT ID
A	ECO-102557	RELEASE	02/22/24	JS	TITLE LB22F23Q6544				100126871
					SCALE	DATE	DR	DWG	REV
					1:1	2/20/2024	JS	T942013	A

THE INFORMATION CONTAINED IN THIS DOCUMENT IS PROPRIETARY TO  
E-SWITCH AND IS NOT TO BE COPIED OR TRANSFERRED