


**MPSA26  
MPSA27**

**SILICON  
NPN DARLINGTON TRANSISTORS**



[www.centralsemi.com](http://www.centralsemi.com)

**DESCRIPTION:**

The CENTRAL SEMICONDUCTOR MPSA26 and MPSA27 are silicon NPN Darlington transistors manufactured by the epitaxial planar process and designed for applications requiring extremely high gain.

**MARKING: FULL PART NUMBER**

**MAXIMUM RATINGS:** ( $T_A=25^\circ\text{C}$ )

Collector-Base Voltage
Collector-Emitter Voltage
Emitter-Base Voltage
Continuous Collector Current
Power Dissipation
Operating and Storage Junction Temperature
Thermal Resistance

SYMBOL	MPSA26	MPSA27	UNITS
$V_{CBO}$	50	60	V
$V_{CES}$	50	60	V
$V_{EBO}$		10	V
$I_C$		500	mA
$P_D$		625	mW
$T_J, T_{stg}$	-65 to +150		$^\circ\text{C}$
$\theta_{JA}$	200		$^\circ\text{C/W}$

**ELECTRICAL CHARACTERISTICS:** ( $T_A=25^\circ\text{C}$ )

SYMBOL	TEST CONDITIONS	MPSA26		MPSA27		UNITS
		MIN	MAX	MIN	MAX	
$I_{CBO}$	$V_{CB}=40\text{V}$	-	100	-	-	nA
$I_{CBO}$	$V_{CB}=50\text{V}$	-	-	-	100	nA
$I_{CES}$	$V_{CE}=40\text{V}$	-	500	-	-	nA
$I_{CES}$	$V_{CE}=50\text{V}$	-	-	-	500	nA
$I_{EBO}$	$V_{EB}=10\text{V}$	-	100	-	100	nA
$BV_{CBO}$	$I_C=100\mu\text{A}$	50	-	60	-	V
$BV_{CES}$	$I_C=100\mu\text{A}$	50	-	60	-	V
$V_{CE(SAT)}$	$I_C=100\text{mA}, I_B=100\mu\text{A}$	-	1.5	-	1.5	V
$V_{BE(ON)}$	$V_{CE}=5.0\text{V}, I_C=100\text{mA}$	-	2.0	-	2.0	V
$h_{FE}$	$V_{CE}=5.0\text{V}, I_C=10\text{mA}$	10,000	-	10,000	-	
$h_{FE}$	$V_{CE}=5.0\text{V}, I_C=100\text{mA}$	10,000	-	10,000	-	
$f_T$	$V_{CE}=5.0\text{V}, I_C=10\text{mA}, f=100\text{MHz}$	125	-	125	-	MHz

MPSA26  
MPSA27

SILICON  
NPN DARLINGTON TRANSISTORS



TO-92 CASE - MECHANICAL OUTLINE



R1

SYMBOL	INCHES		MILLIMETERS	
	MIN	MAX	MIN	MAX
A (DIA)	0.175	0.205	4.45	5.21
B	0.170	0.210	4.32	5.33
C	0.500	-	12.70	-
D	0.016	0.022	0.41	0.56
E	0.100		2.54	
F	0.050		1.27	
G	0.125	0.165	3.18	4.19
H	0.080	0.105	2.03	2.67
I	0.015		0.38	

TO-92 (REV: R1)

LEAD CODE:

- 1) Emitter
- 2) Base
- 3) Collector

MARKING:

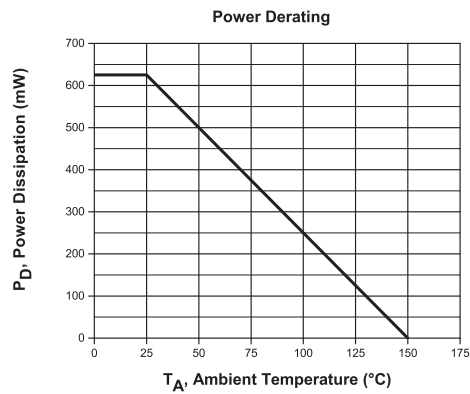
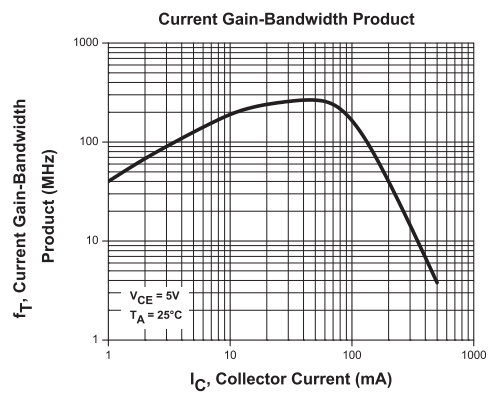
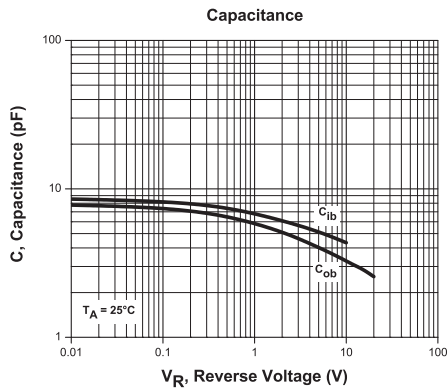
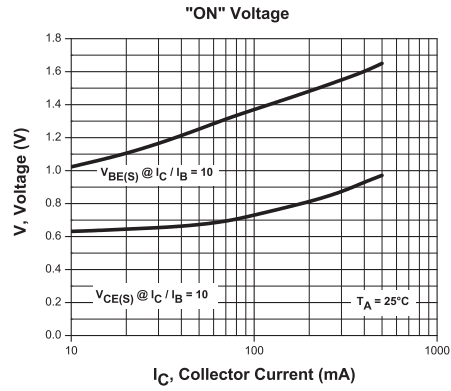
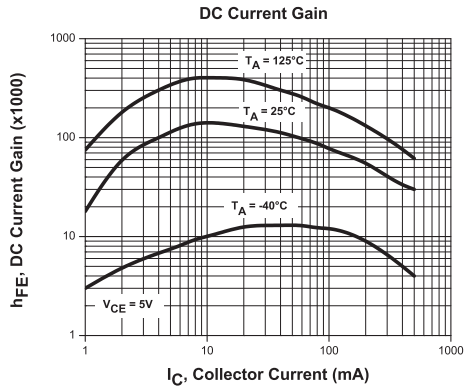
FULL PART NUMBER

R0 (18-March 2014)

**MPSA26**  
**MPSA27**  
  
**SILICON**  
**NPN DARLINGTON TRANSISTORS**



**TYPICAL ELECTRICAL CHARACTERISTICS**



R0 (18-March 2014)

## OUTSTANDING SUPPORT AND SUPERIOR SERVICES



---

### PRODUCT SUPPORT

Central's operations team provides the highest level of support to insure product is delivered on-time.

- Supply management (Customer portals)
- Inventory bonding
- Consolidated shipping options
- Custom bar coding for shipments
- Custom product packing

---

### DESIGNER SUPPORT/SERVICES

Central's applications engineering team is ready to discuss your design challenges. Just ask.

- Free quick ship samples (2<sup>nd</sup> day air)
- Online technical data and parametric search
- SPICE models
- Custom electrical curves
- Environmental regulation compliance
- Customer specific screening
- Up-screening capabilities
- Special wafer diffusions
- PbSn plating options
- Package details
- Application notes
- Application and design sample kits
- Custom product and package development

---

### REQUESTING PRODUCT PLATING

1. If requesting Tin/Lead plated devices, add the suffix "TIN/LEAD" to the part number when ordering (example: 2N2222A TIN/LEAD).
2. If requesting Lead (Pb) Free plated devices, add the suffix "PBFREE" to the part number when ordering (example: 2N2222A PBFREE).

---

### CONTACT US

#### Corporate Headquarters & Customer Support Team

Central Semiconductor Corp.  
145 Adams Avenue  
Hauppauge, NY 11788 USA  
Main Tel: (631) 435-1110  
Main Fax: (631) 435-1824  
Support Team Fax: (631) 435-3388  
[www.centrasemi.com](http://www.centrasemi.com)

**Worldwide Field Representatives:**  
[www.centrasemi.com/wwreps](http://www.centrasemi.com/wwreps)

**Worldwide Distributors:**  
[www.centrasemi.com/wwdistributors](http://www.centrasemi.com/wwdistributors)

---

For the latest version of Central Semiconductor's **LIMITATIONS AND DAMAGES DISCLAIMER**, which is part of Central's Standard Terms and Conditions of sale, visit: [www.centrasemi.com/terms](http://www.centrasemi.com/terms)