
maXTouch 2112-node Touchscreen Controller Product Brief

Description

The mXT2113TD-ATKD/mXT2113TD-ABKD 1.0 uses a unique charge-transfer acquisition engine to implement Microchip's patented capacitive sensing method. Coupled with a state-of-the-art CPU, the entire touchscreen sensing solution can measure, classify and track a number of individual finger touches with a high degree of accuracy in the shortest response time.

Automotive Applications

- AEC-Q100 Qualified
- CISPR 25 compliant

Knob-on-Display™ Technology

- Detect and report the detent (click position) of specific capacitive mechanical rotary encoders (knobs) mounted on the touch panel
- Support for up to 4 Knob instances with different size and number of detents (64 detents maximum)
- Position and size of each knob is individually configurable. No specific touch pattern required
- Report absolute or relative detent position as well as the direction of rotation
- Configurable suppression area around the knob to suppress accidental touches from fingers holding the knob
- Optional push/release function
- Design guidance, tools and other services available from Microchip

maXTouch® Adaptive Sensing Technology

- Up to 33 X (transmit) lines and 64 Y (receive) lines for use by a touchscreen and/or 2 key arrays
- A maximum of 2112 nodes can be allocated to the touch sensor
- Touchscreen size of 16.9 inches (2:1 aspect ratio), assuming a sensor electrode pitch of 6 mm. The achievable touchscreen size depends on the knob requirements
- Multiple touch support with up to 16 concurrent touches tracked in real time depending on the number of knobs implemented

Keys

- Up to 32 nodes can be allocated as mutual capacitance sensor keys in addition to the touchscreen, defined as 2 key arrays (subject to availability of X and Y lines and other configurations)

- Adjacent Key Suppression (AKS) technology is supported for false key touch prevention

Touch Sensor Technology

- Discrete/out-cell support including glass and PET film-based sensors
- On-cell/touch-on display support including TFT, LCD (ITPS, IPS) and OLED
- Synchronization with display refresh timing capability
- Support for standard (for example, Diamond) and proprietary sensor patterns (review of designs by Microchip or a Microchip-qualified touch sensor module partner is recommended)

Front Panel Material and Design

- Works with PET or glass (dependent on sensor size, touch size, configuration, stack-up, and dimension and number of detents of the knob)
- KoD™ Knob Designer tool provides guidance on material and thickness
- Configuration and stack-up to be approved by Microchip or a Microchip-qualified touch sensor module partner
- Support for non-rectangular sensor designs (for example, circular, rounded or with cutouts)

Touch Performance

- Moisture/Water Compensation
 - No false touch with condensation
- P2P mutual capacitance measurements supported for extra sensitive multi-touch sensing
- Noise suppression technology to combat ambient and power-line noise
 - Up to 240 V_{PP} between 1 Hz and 1 kHz sinusoidal waveform (no touches)
 - Up to 20 V_{PP} between 1 kHz and 1 MHz sinusoidal waveform

- Burst Frequency
 - Flexible and dynamic Tx burst frequency selection to reduce EMC disturbance
 - Controlled Tx burst frequency drift over process and temperature range
- Scan Speed
 - Typical report rate for 10 touches ≥ 120 Hz (subject to configuration)
 - Initial touch latency < 20 ms for first touch from idle (subject to configuration)
 - Microchip Knob-on-Display rotation speed > 120 rpm
 - Configurable for power and speed optimization
- Touch panel/knob failure detection
 - Automatic touch sensor diagnostics during run time to support the implementation of safety critical features
 - Diagnostics reported using dedicated output pin or by standard Object Protocol messages
 - Presence of knob detected
 - Configurable test limits

Enhanced Algorithms

- Dedicated drift calibration algorithm for the knob locations
- Lens bending algorithms to remove display noise
- Touch suppression algorithms to remove unintentional large touches
- Palm Recovery Algorithm for quick restoration to normal state

Data Store

- 60-byte CRC-checksummed data area for use as a run-time Product Data Store Area
- Up to 64 bytes of user's custom data (not CRC checksummed)

Power Saving

- Programmable timeout for automatic transition from Active to Idle state
- Pipelined analog sensing detection and digital processing to optimize system power efficiency

Application Interfaces

- Client interface for main communication with the device. Can be one of:
 - I²C interface, with support for Standard mode (up to 100 kHz), Fast mode (up to 400 kHz), Fast-mode Plus (up to 1 MHz)
 - SPI interface (up to 8 MHz)
- Interrupt to indicate when a message is available
- Additional SPI Debug Interface to read the raw data for tuning and debugging purposes

Power Supply

- Digital (Vdd) 3.3V nominal
- Digital I/O (VddIO) 3.3V nominal
- Analog (AVdd) 3.3V nominal
- High voltage external X line drive (XVdd) up to 8.5V

Package

- 144-lead LQFP 20 x 20 x 1.4 mm, 0.5 mm pitch

Operating Temperature


- ATMXT2113TD-ATKD: -40°C to $+85^{\circ}\text{C}$ (Grade 3)
- ATMXT2113TD-ABKD: -40°C to $+105^{\circ}\text{C}$ (Grade 2)

Design Services

- Review of device configuration, stack-up and sensor patterns
- Specific design and tuning tools available as maXTouch Studio plug-ins

PIN CONFIGURATION

144-lead LQFP



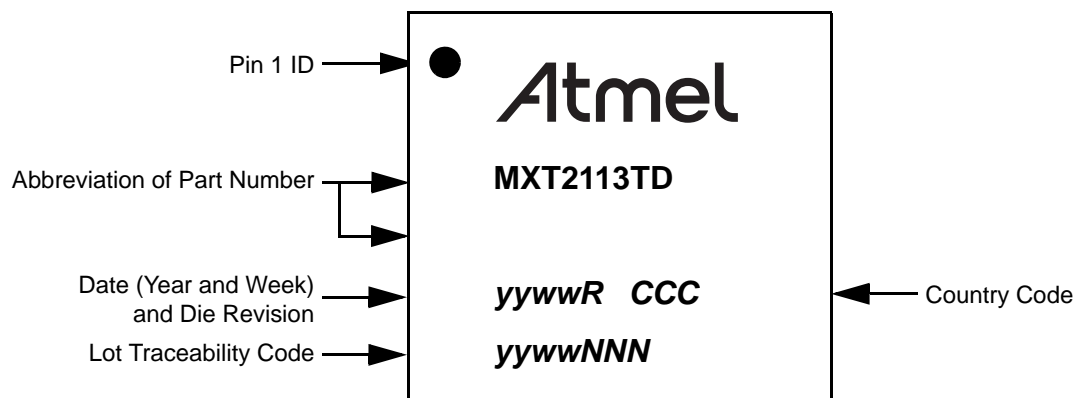
Top view

mXT2113TD-ATKD/mXT2113TD-ABKD 1.0

1.0 PACKAGING INFORMATION

1.1 Package Marking Information

1.1.1 144-LEAD LQFP



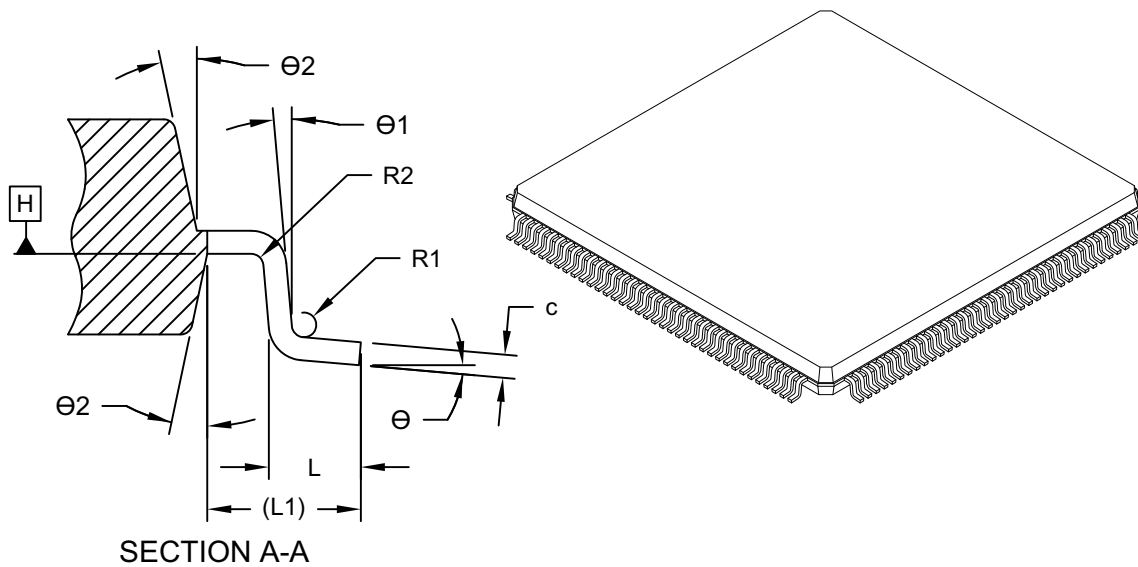
1.1.2 ORDERABLE PART NUMBERS

The product identification system for maXTouch devices is described in [“Product Identification System” on page 9](#). That section also lists example part numbers for the device.

mXT2113TD-ATKD/mXT2113TD-ABKD 1.0

144-Lead Plastic Quad Flatpack (2SB) - 20x20x1.4 mm Body [LQFP] Atmel Legacy Global Package Code AEI

Note: For the most current package drawings, please see the Microchip Packaging Specification located at <http://www.microchip.com/packaging>



Units		MILLIMETERS		
Dimension Limits		MIN	NOM	MAX
Number of Terminals	N	144		
Pitch	e	0.50 BSC		
Overall Height	A	-	-	1.60
Standoff	A1	0.05	0.02	0.15
Molded Plastic Height	A2	1.35	1.40	1.45
Overall Length	D	22.00 BSC		
Exposed Pad Length	D1	20.00 BSC		
Overall Width	E	22.00 BSC		
Exposed Pad Width	E1	20.00 BSC		
Terminal Width	b	0.17	0.22	0.27
Terminal Width	c	0.09	0.15	0.20
Terminal Length	L	0.45	0.60	0.75
Footprint	L1	1.00 REF		
Terminal Bend Radius	R1	0.08	-	-
Terminal Bend Radius	R2	0.08	-	0.20
Terminal Angle	Θ	0°	3.5°	7°
Terminal Angle	Θ1	0°	-	-
Mold Draft Angle	Θ2	11°	12°	13°

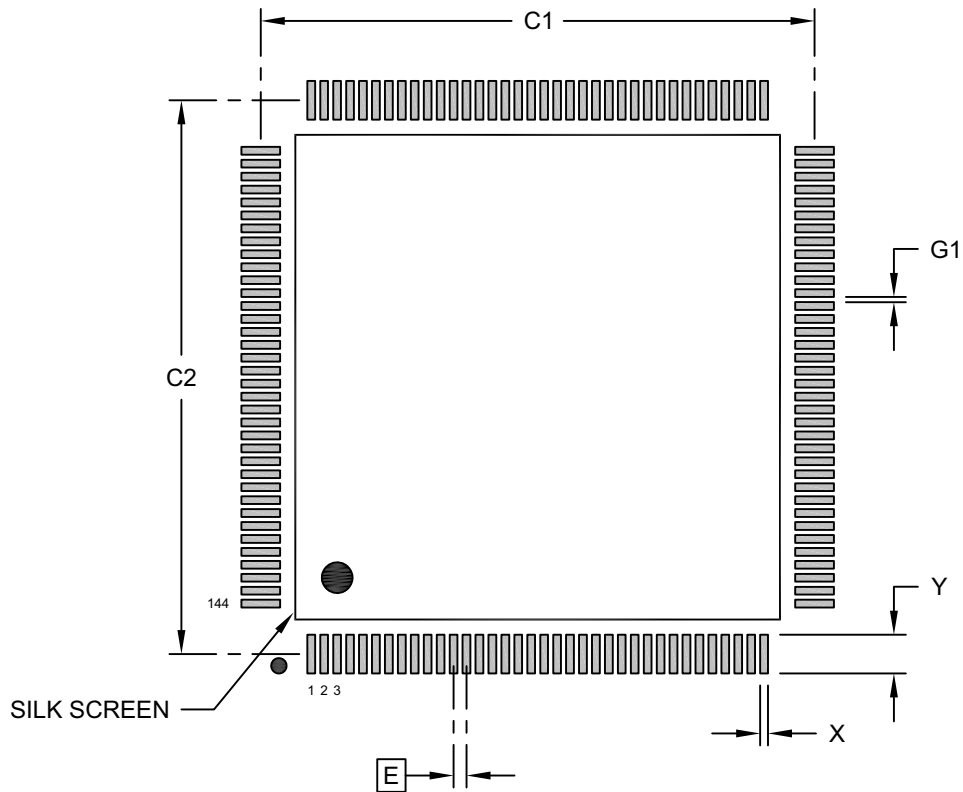
Notes:

- Pin 1 visual index feature may vary, but must be located within the hatched area.
- Dimensioning and tolerancing per ASME Y14.5M
BSC: Basic Dimension. Theoretically exact value shown without tolerances.
REF: Reference Dimension, usually without tolerance, for information purposes only.

Microchip Technology Drawing C04-21010 Rev A Sheet 2 of 2

144-Lead Plastic Quad Flatpack (2SB) - 20x20x1.4 mm Body [LQFP] Atmel Legacy Global Package Code AEI

Note: For the most current package drawings, please see the Microchip Packaging Specification located at <http://www.microchip.com/packaging>



RECOMMENDED LAND PATTERN

Dimension Limits	Units	MILLIMETERS		
		MIN	NOM	MAX
Contact Pitch	E	0.50 BSC		
Contact Pad Spacing	C1		21.40	
Contact Pad Spacing	C2		21.40	
Contact Pad Width (X144)	X1			0.30
Contact Pad Length (X144)	Y1			1.50
Contact Pad to Contact Pad (X140)	G1	0.20		

Notes:

- Dimensioning and tolerancing per ASME Y14.5M
BSC: Basic Dimension. Theoretically exact value shown without tolerances.

Microchip Technology Drawing C04-23010 Rev A

APPENDIX A: REVISION HISTORY

Revision A (June 2022)

Initial edition for firmware revision 1.0.AA – Release

mXT2113TD-ATKD/mXT2113TD-ABKD 1.0

PRODUCT IDENTIFICATION SYSTEM

The table below gives details on the product identification system for maXTouch devices. See [“Orderable Part Numbers”](#) below for example part numbers for the mXT2113TD-ATKD/mXT2113TD-ABKD.

To order or obtain information, for example on pricing or delivery, refer to the factory or the listed sales office.

<u>PART NO.</u>	<u>-XXX</u>	<u>[X]</u>	<u>[X]</u>	<u>[XXX]</u>
Device	Package	Temperature Range	Tape and Reel Option	Pattern
Device:	Base device name			
Package:	A	=	QFP (Plastic Quad Flatpack)	
	AM	=	VQFN (Plastic Very Thin Quad Flat No Lead)	
Temperature Range:	T	=	-40°C to +85°C (Grade 3)	
	B	=	-40°C to +105°C (Grade 2)	
Tape and Reel Option:	Blank	=	Standard Packaging (Tube or Tray)	
	R	=	Tape and Reel ⁽¹⁾	
Pattern:	Extension, QTP, SQTP, Code or Special Requirements (Blank Otherwise)			

Note 1: Tape and Reel identifier only appears in the catalog part number description. This identifier is used for ordering purposes and is not printed on the device package. See [“Orderable Part Numbers”](#) below or check with your Microchip Sales Office for package availability with the Tape and Reel option.

Orderable Part Numbers

Orderable Part Number	Firmware Revision	Description
ATMXT2113TD-ATKDVAO (Supplied in trays)	1.0.AA	144-lead LQFP 20 × 20 × 1.4 mm, RoHS compliant Operating temperature range –40°C to +85°C (Grade 3)
ATMXT2113TD-ATRKDVAO (Supplied in tape and reel)		
ATMXT2113TD-ABKDVAO (Supplied in trays)	1.0.AA	144-lead LQFP 20 × 20 × 1.4 mm, RoHS compliant Operating temperature range –40°C to +105°C (Grade 2)
ATMXT2113TD-ABRKDVAO (Supplied in tape and reel)		

NOTES:

Note the following details of the code protection feature on Microchip products:

- Microchip products meet the specifications contained in their particular Microchip Data Sheet.
 - Microchip believes that its family of products is secure when used in the intended manner, within operating specifications, and under normal conditions.
 - Microchip values and aggressively protects its intellectual property rights. Attempts to breach the code protection features of Microchip products is strictly prohibited and may violate the Digital Millennium Copyright Act.
 - Neither Microchip nor any other semiconductor manufacturer can guarantee the security of its code. Code protection does not mean that we are guaranteeing the product is “unbreakable”. Code protection is constantly evolving. Microchip is committed to continuously improving the code protection features of our products.
-

This publication and the information herein may be used only with Microchip products, including to design, test, and integrate Microchip products with your application. Use of this information in any other manner violates these terms. Information regarding device applications is provided only for your convenience and may be superseded by updates. It is your responsibility to ensure that your application meets with your specifications. Contact your local Microchip sales office for additional support or, obtain additional support at <https://www.microchip.com/en-us/support/design-help/client-support-services>.

THIS INFORMATION IS PROVIDED BY MICROCHIP "AS IS". MICROCHIP MAKES NO REPRESENTATIONS OR WARRANTIES OF ANY KIND WHETHER EXPRESS OR IMPLIED, WRITTEN OR ORAL, STATUTORY OR OTHERWISE, RELATED TO THE INFORMATION INCLUDING BUT NOT LIMITED TO ANY IMPLIED WARRANTIES OF NON-INFRINGEMENT, MERCHANTABILITY, AND FITNESS FOR A PARTICULAR PURPOSE, OR WARRANTIES RELATED TO ITS CONDITION, QUALITY, OR PERFORMANCE.

IN NO EVENT WILL MICROCHIP BE LIABLE FOR ANY INDIRECT, SPECIAL, PUNITIVE, INCIDENTAL, OR CONSEQUENTIAL LOSS, DAMAGE, COST, OR EXPENSE OF ANY KIND WHATSOEVER RELATED TO THE INFORMATION OR ITS USE, HOWEVER CAUSED, EVEN IF MICROCHIP HAS BEEN ADVISED OF THE POSSIBILITY OR THE DAMAGES ARE FORESEEABLE. TO THE FULLEST EXTENT ALLOWED BY LAW, MICROCHIP'S TOTAL LIABILITY ON ALL CLAIMS IN ANY WAY RELATED TO THE INFORMATION OR ITS USE WILL NOT EXCEED THE AMOUNT OF FEES, IF ANY, THAT YOU HAVE PAID DIRECTLY TO MICROCHIP FOR THE INFORMATION. Use of Microchip devices in life support and/or safety applications is entirely at the buyer's risk, and the buyer agrees to defend, indemnify and hold harmless Microchip from any and all damages, claims, suits, or expenses resulting from such use. No licenses are conveyed, implicitly or otherwise, under any Microchip intellectual property rights unless otherwise stated.

Trademarks

The Microchip name and logo, the Microchip logo, Adaptec, AVR, AVR logo, AVR Freaks, BesTime, BitCloud, CryptoMemory, CryptoRF, dsPIC, flexPWR, HELDO, IGLOO, JukeBlox, KeeLoq, Kleer, LANCheck, LinkMD, maXStylus, maXTouch, MediaLB, megaAVR, Microsemi, Microsemi logo, MOST, MOST logo, MPLAB, OptoLyzer, PIC, picoPower, PICSTART, PIC32 logo, PolarFire, Prochip Designer, QTouch, SAM-BA, SenGenuity, SpyNIC, SST, SST Logo, SuperFlash, Symmetricom, SyncServer, Tachyon, TimeSource, tinyAVR, UNI/O, Vectron, and XMEGA are registered trademarks of Microchip Technology Incorporated in the U.S.A. and other countries.

AgileSwitch, APT, ClockWorks, The Embedded Control Solutions Company, EtherSynch, Flashtec, Hyper Speed Control, HyperLight Load, Libero, motorBench, mTouch, Powermite 3, Precision Edge, ProASIC, ProASIC Plus, ProASIC Plus logo, Quiet-Wire, SmartFusion, SyncWorld, Temux, TimeCesium, TimeHub, TimePictra, TimeProvider, TrueTime, and ZL are registered trademarks of Microchip Technology Incorporated in the U.S.A.

Adjacent Key Suppression, AKS, Analog-for-the-Digital Age, Any Capacitor, AnyIn, AnyOut, Augmented Switching, BlueSky, BodyCom, Clockstudio, CodeGuard, CryptoAuthentication, CryptoAutomotive, CryptoCompanion, CryptoController, dsPICDEM, dsPICDEM.net, Dynamic Average Matching, DAM, ECAN, Espresso T1S, EtherGREEN, GridTime, IdealBridge, In-Circuit Serial Programming, ICSP, INICnet, Intelligent Paralleling, IntelliMOS, Inter-Chip Connectivity, JitterBlocker, Knob-on-Display, KoD, maxCrypto, maxView, memBrain, Mindi, MiWi, MPASM, MPF, MPLAB Certified logo, MPLIB, MPLINK, MultiTRAK, NetDetach, Omniscient Code Generation, PICDEM, PICDEM.net, PICkit, PICtail, PowerSmart, PureSilicon, QMatrix, REAL ICE, Ripple Blocker, RTAX, RTG4, SAM-ICE, Serial Quad I/O, simpleMAP, SimpliPHY, SmartBuffer, SmartHLS, SMART-I.S., storClad, SQL, SuperSwitcher, SuperSwitcher II, Switchtec, SynchroPHY, Total Endurance, Trusted Time, TSHARC, USBCheck, VariSense, VectorBlox, VeriPHY, ViewSpan, WiperLock, XpressConnect, and ZENA are trademarks of Microchip Technology Incorporated in the U.S.A. and other countries.

SQTP is a service mark of Microchip Technology Incorporated in the U.S.A.

The Adaptec logo, Frequency on Demand, Silicon Storage Technology, and Symmcom are registered trademarks of Microchip Technology Inc. in other countries.

GestIC is a registered trademark of Microchip Technology Germany II GmbH & Co. KG, a subsidiary of Microchip Technology Inc., in other countries.

All other trademarks mentioned herein are property of their respective companies.

© 2022, Microchip Technology Incorporated and its subsidiaries.

All Rights Reserved.

ISBN: 978-1-6683-0722-9

For information regarding Microchip's Quality Management Systems, please visit www.microchip.com/quality.

Worldwide Sales and Service

AMERICAS

Corporate Office
 2355 West Chandler Blvd.
 Chandler, AZ 85224-6199
 Tel: 480-792-7200
 Fax: 480-792-7277
 Technical Support:
[http://www.microchip.com/
 support](http://www.microchip.com/support)
 Web Address:
www.microchip.com

Atlanta
 Duluth, GA
 Tel: 678-957-9614
 Fax: 678-957-1455

Austin, TX
 Tel: 512-257-3370

Boston
 Westborough, MA
 Tel: 774-760-0087
 Fax: 774-760-0088

Chicago
 Itasca, IL
 Tel: 630-285-0071
 Fax: 630-285-0075

Dallas
 Addison, TX
 Tel: 972-818-7423
 Fax: 972-818-2924

Detroit
 Novi, MI
 Tel: 248-848-4000

Houston, TX
 Tel: 281-894-5983

Indianapolis
 Noblesville, IN
 Tel: 317-773-8323
 Fax: 317-773-5453
 Tel: 317-536-2380

Los Angeles
 Mission Viejo, CA
 Tel: 949-462-9523
 Fax: 949-462-9608
 Tel: 951-273-7800

Raleigh, NC
 Tel: 919-844-7510

New York, NY
 Tel: 631-435-6000

San Jose, CA
 Tel: 408-735-9110
 Tel: 408-436-4270

Canada - Toronto
 Tel: 905-695-1980
 Fax: 905-695-2078

ASIA/PACIFIC

Australia - Sydney
 Tel: 61-2-9868-6733

China - Beijing
 Tel: 86-10-8569-7000

China - Chengdu
 Tel: 86-28-8665-5511

China - Chongqing
 Tel: 86-23-8980-9588

China - Dongguan
 Tel: 86-769-8702-9880

China - Guangzhou
 Tel: 86-20-8755-8029

China - Hangzhou
 Tel: 86-571-8792-8115

China - Hong Kong SAR
 Tel: 852-2943-5100

China - Nanjing
 Tel: 86-25-8473-2460

China - Qingdao
 Tel: 86-532-8502-7355

China - Shanghai
 Tel: 86-21-3326-8000

China - Shenyang
 Tel: 86-24-2334-2829

China - Shenzhen
 Tel: 86-755-8864-2200

China - Suzhou
 Tel: 86-186-6233-1526

China - Wuhan
 Tel: 86-27-5980-5300

China - Xian
 Tel: 86-29-8833-7252

China - Xiamen
 Tel: 86-592-2388138

China - Zhuhai
 Tel: 86-756-3210040

ASIA/PACIFIC

India - Bangalore
 Tel: 91-80-3090-4444

India - New Delhi
 Tel: 91-11-4160-8631

India - Pune
 Tel: 91-20-4121-0141

Japan - Osaka
 Tel: 81-6-6152-7160

Japan - Tokyo
 Tel: 81-3-6880- 3770

Korea - Daegu
 Tel: 82-53-744-4301

Korea - Seoul
 Tel: 82-2-554-7200

Malaysia - Kuala Lumpur
 Tel: 60-3-7651-7906

Malaysia - Penang
 Tel: 60-4-227-8870

Philippines - Manila
 Tel: 63-2-634-9065

Singapore
 Tel: 65-6334-8870

Taiwan - Hsin Chu
 Tel: 886-3-577-8366

Taiwan - Kaohsiung
 Tel: 886-7-213-7830

Taiwan - Taipei
 Tel: 886-2-2508-8600

Thailand - Bangkok
 Tel: 66-2-694-1351

Vietnam - Ho Chi Minh
 Tel: 84-28-5448-2100

EUROPE

Austria - Wels
 Tel: 43-7242-2244-39
 Fax: 43-7242-2244-393

Denmark - Copenhagen
 Tel: 45-4485-5910
 Fax: 45-4485-2829

Finland - Espoo
 Tel: 358-9-4520-820

France - Paris
 Tel: 33-1-69-53-63-20
 Fax: 33-1-69-30-90-79

Germany - Garching
 Tel: 49-8931-9700

Germany - Haan
 Tel: 49-2129-3766400

Germany - Heilbronn
 Tel: 49-7131-72400

Germany - Karlsruhe
 Tel: 49-721-625370

Germany - Munich
 Tel: 49-89-627-144-0
 Fax: 49-89-627-144-44

Germany - Rosenheim
 Tel: 49-8031-354-560

Israel - Ra'anana
 Tel: 972-9-744-7705

Italy - Milan
 Tel: 39-0331-742611
 Fax: 39-0331-466781

Italy - Padova
 Tel: 39-049-7625286

Netherlands - Drunen
 Tel: 31-416-690399
 Fax: 31-416-690340

Norway - Trondheim
 Tel: 47-7288-4388

Poland - Warsaw
 Tel: 48-22-3325737

Romania - Bucharest
 Tel: 40-21-407-87-50

Spain - Madrid
 Tel: 34-91-708-08-90
 Fax: 34-91-708-08-91

Sweden - Gothenberg
 Tel: 46-31-704-60-40

Sweden - Stockholm
 Tel: 46-8-5090-4654

UK - Wokingham
 Tel: 44-118-921-5800
 Fax: 44-118-921-5820