

4

3

2

1

SPECIFICATION	
NUMBER OF PHASES: 4	ROTOR INERTIA: 123 g-cm <sup>2</sup> (0.67 oz-in <sup>2</sup> ) NOM
STEPS PER REVOLUTION: 200	DETENT TORQUE: 25 mNm (3.54 oz-in) MIN
STEP ANGLE: 1.8°	INSULATION CLASS: B
STEP TO STEP ACCURACY: 0.09°	BEARINGS: ABEC 3, DOUBLE SHIELDED
POSITION ACCURACY: 0.09°	TEMP. RISE: 80°C MAX.
HYSTERESIS: N/A%	OPERATING TEMP. RANGE: -20 TO +50°C
SHAFT RUNOUT: 0.03 mm T.I.R. MAX	STORAGE TEMP. RANGE: -30 TO +70°C
RADIAL PLAY: 0.02 mm MAX (0.5 kg RADIAL LOAD)	RELATIVE HUMIDITY RANGE: 15 TO 85%
END PLAY: 0.08 mm MAX (0.5 kg AXIAL LOAD)	WEIGHT: 600 g (21.1 oz ) APPROXIMATE

REVISIONS				
ECO #	REV.	DESCRIPTION	DATE	APPROVED
6517	A	INITIAL RELEASE	5/8/12	JEFF. K
6625	B	ADDED SPECS	3/5/13	JEFF. K
7247	C	ADD UL TO LABEL	1/26/16	JEFF. K
7446	D	REVISE NOTE 10	6/6/16	JEFF. K
8209	E	DOCUMENT CLEANUP	4/22/19	JEFF. K
8675	F	RE-DRAW IN SOLIDWORKS, MATCH 3D MODEL	6/15/20	LEO. L

CONNECTION	RESISTANCE PER PHASE (ohm ±10%)	INDUCTANCE PER PHASE (mH ±20%)	RATED CURRENT (Amp)	HOLDING TORQUE (Nm MIN)	HOLDING TORQUE (oz-in)
BI-POLAR SERIES	6.4	12	1.0	0.8	113.29
BI-POLAR PARALLEL	1.6	3.0	2.0	0.8	113.29
UNI-POLAR	3.2	3.0	1.4	0.56	79.3

NOTES, UNLESS OTHER WISE SPECIFIED:

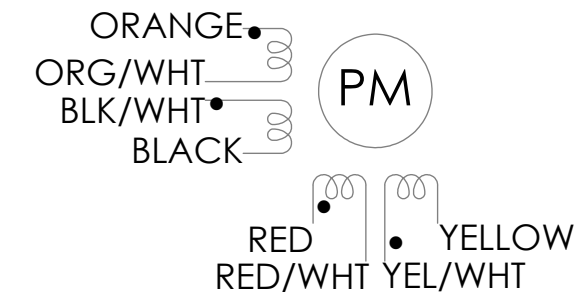
- 1 MEASUREMENTS MADE AT RATED CURRENT IN EACH PHASE.
- 2 BETWEEN ANY TWO ADJACENT FULL STEP POSITIONS.
- 3 MAXIMUM ERROR IN 360°.
4. HIPOT 500 VAC, 60Hz FOR ONE MINUTE.
- 5 LEADS: 8, 26 AWG, 7 STRAND MIN. UL AND CSA APPROVED. UL 1430 OR UL 3265
6. INSULATION RESISTANCE: 100 MEGOHMS MIN AT 500 VDC.
- 7 AS MEASURED ACROSS EACH PHASE.
- 8 AS MEASURED ACROSS EACH PHASE USING AN A.C. INDUCTANCE BRIDGE AT 1KHz.
- 9 AS MEASURED BY THE CHANGE IN RESISTANCE METHOD, WITH RATED CURRENT APPLIED TO 2 PHASES: WITH MOTOR AT REST.
- 10 ADD "D" TO END OF PART NUMBER IF DOUBLE SHAFT IS REQUIRED.  
DOUBLE SHAFT REQUIRES ADDED HOLES FOR ENCODER OPTION.
11. ROTOR AND STATOR LAMINATED CONSTRUCTION.
12. THIS MOTOR IS MANUFACTURED IN COMPLIANCE WITH CURRENT EU RoHS DIRECTIVE.
- 13 MOTOR LABEL TO INCLUDE AMP LOGO, AMP WEBSITE ADDRESS, "RoHS" COMPLIANCE LOGO, AMP P/N, "MADE IN (COUNTRY)", AND DATE CODE.


### DRIVE SEQUENCE MODEL BI-POLAR PARALLEL FULL STEP

STEP	ORG & BLK/WHT	BLK & ORG/WHT	RED & YEL/WHT	YEL & RED/WHT
1	+	-	+	-
2	-	+	+	-
3	-	+	-	+
4	+	-	-	+
1	+	-	+	-

CW (CLOCKWISE) AND CCW (COUNTER-CLOCKWISE) ROTATION WHEN SEEN FROM THE FLANGE SIDE OF THE MOTOR

### WIRING DIAGRAM



 <p><b>Applied Motion Products</b> A MOONS' COMPANY</p> <p>PROPRIETARY AND CONFIDENTIAL</p> <p>THE INFORMATION CONTAINED IN THIS DRAWING IS THE SOLE PROPERTY OF APPLIED MOTION PRODUCTS. ANY REPRODUCTION IN PART OR AS A WHOLE WITHOUT THE WRITTEN PERMISSION OF APPLIED MOTION PRODUCTS IS PROHIBITED.</p>	UNLESS OTHERWISE SPECIFIED:	NAME	DATE	TITLE:						
	DIMENSIONS ARE IN MILLIMETERS	DRAWN	ALAN. N	6/15/20	<h2>STEPPER MOTOR OUTLINE</h2>					
	TOLERANCES: ANGULAR: ± 0.5 ONE PLACE DECIMAL ± 0.25 TWO PLACE DECIMAL ± 0.13 THIRD ANGLE PROJECTION	CHECKED	YANN. L	6/15/21						
	MATERIAL	COMMENTS:			<table border="1"> <tr> <td>SIZE</td> <td>DWG. NO.</td> <td>REV</td> </tr> <tr> <td><b>B</b></td> <td>HT17-278</td> <td>F</td> </tr> </table>	SIZE	DWG. NO.	REV	<b>B</b>	HT17-278
SIZE	DWG. NO.	REV								
<b>B</b>	HT17-278	F								
FINISH	DO NOT SCALE DRAWING	SCALE: 1:1	WEIGHT:	SHEET 1 OF 2						

4

3

2

1

4

3

2

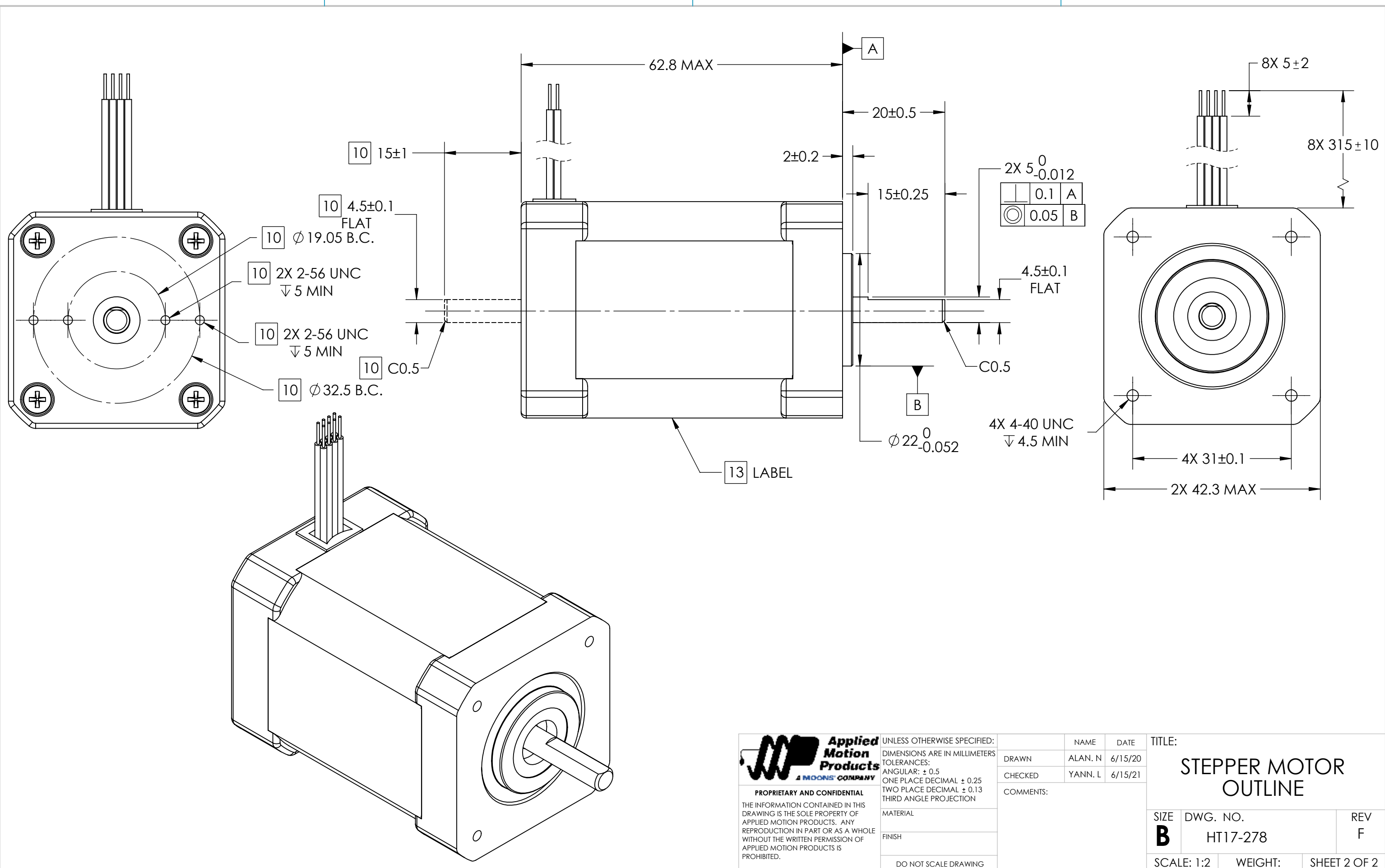
1

B

B

A

A




4

3

2

1

 <p><b>Applied Motion Products</b> A MOONS' COMPANY</p> <p>PROPRIETARY AND CONFIDENTIAL THE INFORMATION CONTAINED IN THIS DRAWING IS THE SOLE PROPERTY OF APPLIED MOTION PRODUCTS. ANY REPRODUCTION IN PART OR AS A WHOLE WITHOUT THE WRITTEN PERMISSION OF APPLIED MOTION PRODUCTS IS PROHIBITED.</p>	UNLESS OTHERWISE SPECIFIED:	NAME	DATE	TITLE:		
	DIMENSIONS ARE IN MILLIMETERS	DRAWN	ALAN. N	6/15/20	STEPPER MOTOR OUTLINE	
	TOLERANCES:	CHECKED	YANN. L	6/15/21		
	ANGULAR: $\pm 0.5$ ONE PLACE DECIMAL $\pm 0.25$ TWO PLACE DECIMAL $\pm 0.13$ THIRD ANGLE PROJECTION	COMMENTS:				
MATERIAL				SIZE	DWG. NO.	REV
FINISH				<b>B</b>	HT17-278	F
DO NOT SCALE DRAWING				SCALE: 1:2	WEIGHT:	SHEET 2 OF 2