CUSTOMER Kunde	DELPHI-PART-NO DELPHI-Teile-Nr	REV. INDEX (Assy/Baugr)	REF. TO CUSTOMER P/N entsprechend Kunden-Teilenr	CODING Kodierung	SAMPLE IDENTIFICATION Teilekennzeichnung
NEUTRAL neutral	33405607	01	-	I	
NEUTRAL neutral	33405608	01	-	II	
NEUTRAL neutral	33405609	01	-	III	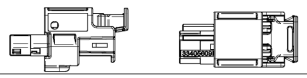

ITEM Position	QUANTITY Menge	COMPONENT NAME Teile-Benennung	CODING Kodierung	DELPHI-COMPONENT-NO DELPHI-Teilenr	COMPONENT REV. INDEX Teileindex	MATERIAL Werkstoff	COLOUR Farbe	SIM. TO RAL-NO aehnl. RAL
1	1	2W FEMALE HOUSING	-	33405606	01	PA66-GF25	BLACK Schwarz	9011
2	1	2W TPA	I	33405610	01	PA66-GF25	TRAFFIC PURPLE Verkehrsviolett	4006
3	1	CPA	-	33403559	01	PA66-GF25	RED Rot	3003
4	1	2W SEAL	-	33403317	01	MVQ	REDDISH BROWN Braun-Rot	3011
1	1	2W FEMALE HOUSING	-	33405606	01	PA66-GF25	BLACK Schwarz	9011
2	1	2W TPA	II	33405611	01	PA66-GF25	LIGHT BLUE Hellblau	5012
3	1	CPA	-	33403559	01	PA66-GF25	RED Rot	3003
4	1	2W SEAL	-	33403317	01	MVQ	REDDISH BROWN Braun-Rot	3011
1	1	2W FEMALE HOUSING	-	33405606	01	PA66-GF25	BLACK Schwarz	9011
2	1	2W TPA	III	33405612	01	PA66-GF25	WHITE Weiss	9010
3	1	CPA	-	33403559	01	PA66-GF25	RED Rot	3003
4	1	2W SEAL	-	33403317	01	MVQ	REDDISH BROWN Braun-Rot	3011

(AA)

NOTES / Bemerkungen:

1. DELPHI COMPANY LOGOTYPE / DELPHI Firmenlogo
2. DELPHI PART-NO : SEE TABLE / DELPHI Teilenummer: siehe Tabelle
3. MIN.FEED-THROUGH HOLE / Min. Durchfuehrungsbohrung
4. MIN.OPERATION CLEARANCE / Min.Betaetigungsfreiraum
5. N/A
6. N/A
7. REVISION INDEX OF COMPONENT / Aenderungsindex der Komponente
8. IDENTIFICATION OF MATERIAL ACC. TO VDA260 (COMPONENT) / Materialkennzeichnung nach VDA260 (Komponente)
9. DATE CLOCK (COMPONENT) / Datumsuhr (Komponente)
10. MOULD CAVITY MARK (COMPONENT) / Formnestmarkierung (komponente)
11. TERMINAL CAVITY IDENTIFICATION / Kontaktkammer - Nummerierung
12. (AA) MANUFACTURER CODE & COUNTRY OF ORIGIN (OPTIONAL) / Hersteller Code & Ursprungsland (optional)
13. CODING IDENTIFICATION / Kodierkennzeichnung
14. SUITABLE TERMINAL SYSTEM : SEE TABLE / Passendes Kontaktsystem : siehe Tabelle
15. PRODUCT SPECIFICATION / Produktespezifikation: PS33130980
16. APPLICATION SPECIFICATION / Verarbeitungsspezifikation: AS33130980
17. FOR ALL UNDIMENSIONED GEOMETRY, THE 3D DATA IS BINDING / Fuer jegliche unbemaszte Geometrie sind die 3D Daten bindend
18. (AA) METROLOGY CONDITIONS UNDER / Messbedingungen unter: DIN EN ISO 291:2008-08
19. ONLY THE GERMAN LANGUAGE SHALL BE BINDING / Nur der Deutsche Text ist bindend
20. (AA) INSPECTION HOLE / Pruefloch

DWG STATUS DATE	STS	REV	N/P	PCHG	ZONE	REVISION HISTORY	AUTH	DR	APVD 1	APVD 2
21APIS	R	01				INITIAL ISSUE		L.R.S	R.SCH	F.PAC
14JL16	R	01	AA		-	NOTES 12 AND 18 MODIFIED		P.BAL	L.JOH	R.SCH
					KW-8	MATERIAL ADDED TO TABLE				
					KW-16	NEUTRAL VERSION ACTIVATED				
						NOTE 20 ADDED				
15SE17	R	01	AB		HB-14	TERMINAL TABLE MODIFIED		L.R.S	A.SEB	R.SCH

CODING I / Kodierung I

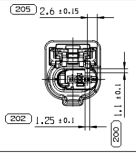

CODING II / Kodierung II

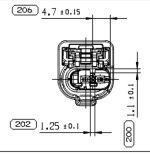

CODING III / Kodierung III

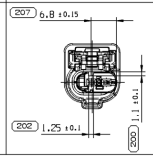

CODING IV / Kodierung IV

(AB)

	SUITABLE TERMINALS Geeignete Kontakte			
	TERMINAL DRAWING Zeichnung Kontakt	DPN Delphi Teilenr.	WIRE CROSS-SECTION Crimpbereich	CRIMP SPECIFICATION Verarbeitungsspezifikation
FEMALE TERMINAL HPCS120 Buchsenkontakt HDK120	33232134	N/A	~~1.5mm²~~	33232134
		33353999	1.0mm²	
		33232097		
		33354208	0.75mm²	
		33232096		
		33354208	0.5mm²	
		33232096		
		33232095	0.35mm²	
		33232095	0.22mm²	
		N/A	~~0.18mm²~~	
		N/A	~~0.13mm²~~	

MOUNTING CONDITIONS:
Einbaubedingungen:

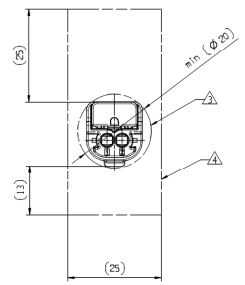

DELIVERY CONDITION:
Anlieferzustand:

CPA AT PRE-POSITION / CPA in Vorraststellung
TPA AT PRE-POSITION / TPA in Vorraststellung

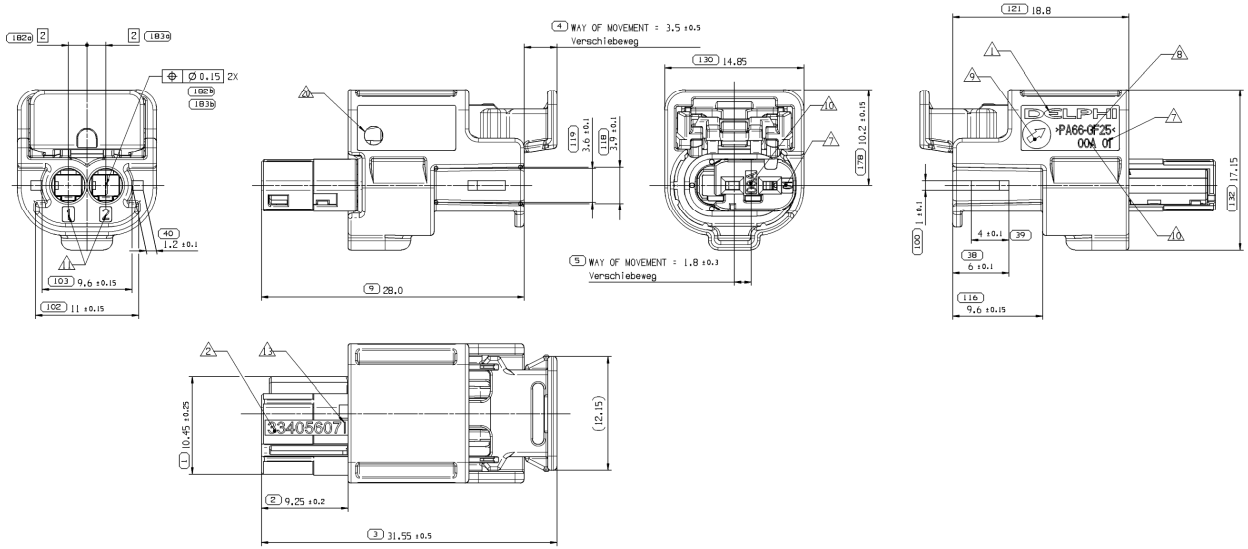

EXPLODED VIEW:
Explosionsansicht:

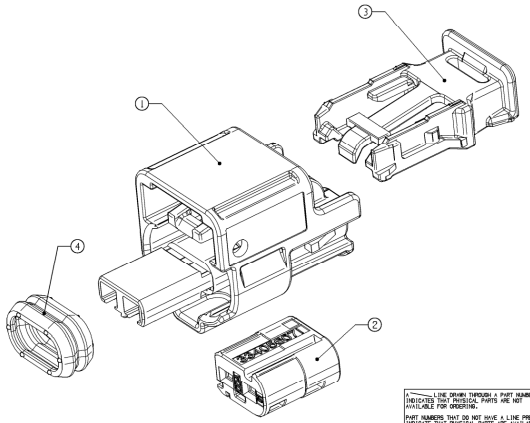

3D VIEW / 3D Ansicht
SCALE 1:1

DWG TYP: CUSTOMER PART DRAWING
WEIGHT (GR): 1.5
VOLUME (CM³)
ROUTING
SYSTEM CODE: D

UNLESS OTHERWISE SPECIFIED

GENERAL TOLERANCES ACCORDING TO:
X.X±0.5 ±5°
X.XX±0.3 ±3°

SEAT ACCORDING TO: ISO 8015

REFERENCE: PC10B38808

FIRST ANGLE PROJECTION

DO NOT SCALE
USE MATH DATA
INDX

A LINE DRAWN THROUGH A PART NUMBER INDICATES THAT PHYSICAL PARTS ARE NOT AVAILABLE FOR ORDERING.

PART NUMBERS THAT DO NOT HAVE A LINE PRESENT INDICATE THAT PHYSICAL PARTS ARE AVAILABLE FOR ORDERING.

CONTACT DELPHI SALES TO ASSURE AVAILABILITY OF PARTS.

MIT EINER —— LINE DURCHGESTRICHENE PART-NR GEKENNZEICHNET, DASS DIESE PART-NR NICHT BESTELLT WERDEN KANN.

PART-NR OHNE LINE ZEIGEN KENNZEICHNEN, DASS TEILE ZUR BESTELLUNG VERFUEGBAR SIND.

BITTE UNBEDENKLICHKEIT FUER ABLOEYC FRAU FRAGEN VON DELPHI KONTAKTIEREN.

R 0.1 MAX
R 0.2 MAX
SHARP CORNER TOLERANCE

DIM TO CHECK PRUEFMASS
DIM FOR HELP HILFSMASS
THEORETIC DIM THEORE. MASS

DELPHI

DELPHI PACKARD ELECTRICAL/ELECTRONIC ARCHITECTURE
Nuremberg, Germany

COPYRIGHT 2015 DELPHI CORPORATION AND/OR ITS AFFILIATES.
ALL RIGHTS RESERVED.

THIS DRAWING IS THE PROPERTY OF DELPHI CORPORATION AND CONTAINS DELPHI CONFIDENTIAL INFORMATION. THE REPRODUCTION, DISTRIBUTION AND UTILIZATION OF THIS DOCUMENT OR ITS RELATED CAD WITH DATA, AS WELL AS COMMUNICATION OF ANY CONTENT TO OTHERS, WITHOUT EXPRESS AUTHORIZATION, IS PROHIBITED.

DIESE ZEICHNUNG IST EIGENTUM DER FIRMA DELPHI UND ENTHAELT DELPHI VERTRAULICHE INFORMATIONEN. DIE REPRODUKTION, VERTEILUNG UND NUTZUNG DIESES DOKUMENTES ODER DERIN ZUGEHOERIGEN CAD DATEN OEDER AUCH ALLE MITTEILUNGEN VON INHALTEN AN ANDERE, OHNE BERECHTIGUNGSPRUEFUNG DURCH DE DELPHI CORPORATION UNZULAESSIG.

		DATE
DR	L.R.SURESH	15JL15
APVD1	RAINER SCHMIDT	16JL15
APVD2	B.GEHRINGER	16JL15
APVD3	FRANZ PACHER	16JL15
APVD4		
APVD5		

SUBSTANCES OF ANNEXIL AND RECYCLED CONTENT PER ANNEXIII DIRREG1 PERMITTED. REFER TO DELPHI SPECIFICATIONS AVAILABLE. REFER DELPHI (DAHMEN)

MATERIAL: SEE BOM

DRAWING NAME: 2W FEMALE CONNECTOR HDK120/HPCS120

DRAWING NUMBER: 33130980

SIZE	SCALE	FRAME NO	SHEET NO	STS	REV	N/P
A0	5:1	1 OF 1	1 OF 1	R	01	AB

CONTROLLED DOCUMENTS ARE ONLY AVAILABLE ON THE SERVER