5WAY CODING

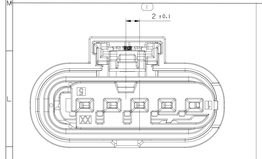

CODE B

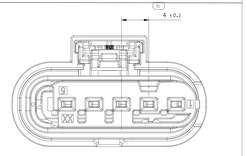

CODE G

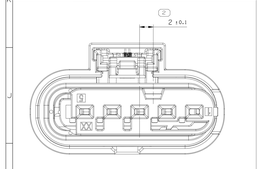

CODE C

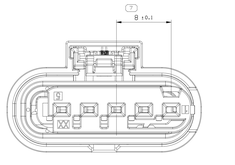

CODE H

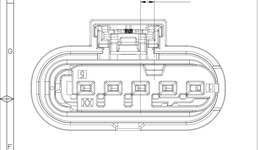

CODE D

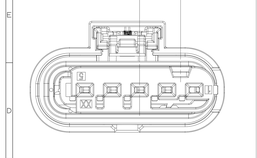

CODE E

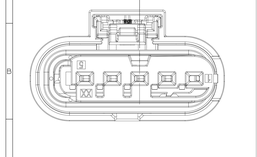

CODE F

TPA AND CPA FINAL LOCK POSITION

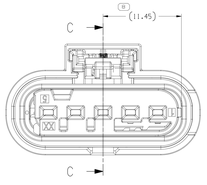

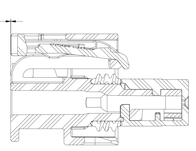

SECTION C-C

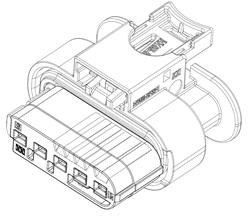

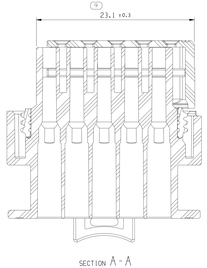

SECTION A-A

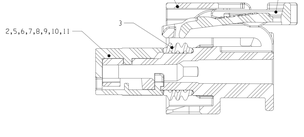

SECTION B-B

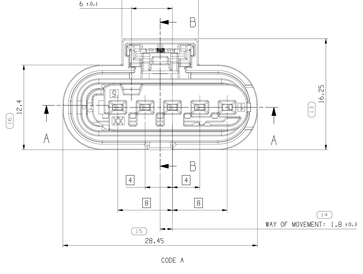

CODE A

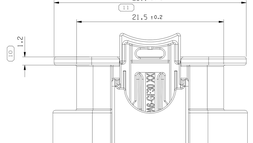

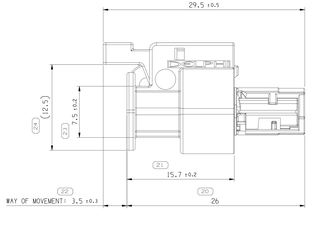

NOTES

1. UNLESS OTHERWISE SPECIFIED AND/OR INDICATED:

   DIMENSIONS ARE TO FACE OF VIEW SHOWN AND AUTOMATICALLY ROUNDED BY COMPUTER FOR INSPECTION (SEE MATH MODEL FOR PRECISE DIMENSIONS). FOR ALL OTHER DIMENSIONS NOT SHOWN BUT REQUIRED FOR TOOL BUILD, SEE MATH MODEL FOR PRECISE TOOL PATH DATA.

2. THIS PART USED IN ASSEMBLY SEE CHART.
3. SUITABLE TERMINAL SYSTEM CTS/MCON/MLK 1.2 LL.
4. MAX. WIRE SIZE RANGE 1.0 MM2. FOR CAVITY- ∅ 3.55MM.
5. ASSEMBLY MANUAL REFER TO 3512649_CUS72_S01.
6. INTERFACE REFER TO USCAR-EWCAP 120-S-005-1-201/202.

ASSEMBLY PART NUMBER	ASSEMBLY PART NAME	REV.	CODING	ITEM NO	PAER NUMBER	PART NAME	REV.	MATERIAL AND COLOR
35126389	FEMALE CONNECTOR ASM	02	G	4	3512426S	CPA	02	POLYESTER COMPUND RED
				3	3512151S	SEAL	01	ELAS VMQ HI TEAR LIQUID GRA
				10	3512644S	TPA	01	POLYESTER COMPUND YLW
				1	3512635S	HOUSING	02	POLYESTER COMPUND BLK
35126388	FEMALE CONNECTOR ASM	02	F	4	3512426S	CPA	02	POLYESTER COMPUND RED
				3	3512151S	SEAL	01	ELAS VMQ HI TEAR LIQUID GRA
				9	3512644S	TPA	01	POLYESTER COMPUND DK.GRA
				1	3512635S	HOUSING	02	POLYESTER COMPUND BLK
35126387	FEMALE CONNECTOR ASM	02	E	4	3512426S	CPA	02	POLYESTER COMPUND RED
				3	3512151S	SEAL	01	ELAS VMQ HI TEAR LIQUID GRA
				8	3512644S	TPA	01	POLYESTER COMPUND RED
				1	3512635S	HOUSING	02	POLYESTER COMPUND BLK
35126386	FEMALE CONNECTOR ASM	02	D	4	3512426S	CPA	02	POLYESTER COMPUND RED
				3	3512151S	SEAL	01	ELAS VMQ SELF-LUB SOLID GRA
				7	3512644S	TPA	01	POLYESTER COMPUND PPL
				1	3512635S	HOUSING	02	POLYESTER COMPUND BLK
35126385	FEMALE CONNECTOR ASM	02	C	4	3512426S	CPA	02	POLYESTER COMPUND RED
				3	3512151S	SEAL	01	ELAS VMQ HI TEAR LIQUID GRA
				6	3512643S	TPA	01	POLYESTER COMPUND BLU
				1	3512635S	HOUSING	02	POLYESTER COMPUND BLK
35126384	FEMALE CONNECTOR ASM	02	B	4	3512426S	CPA	02	POLYESTER COMPUND RED
				3	3512151S	SEAL	01	ELAS VMQ HI TEAR LIQUID GRA
				5	3512643S	TPA	01	POLYESTER COMPUND NAT
				1	3512635S	HOUSING	02	POLYESTER COMPUND BLK
35425011	FEMALE CONNECTOR ASM	01	A	4	3512426S	CPA	02	POLYESTER COMPUND RED
				3	3512151S	SEAL	01	ELAS VMQ HI TEAR LIQUID GRA
				12	3542500S	TPA	01	POLYESTER COMPUND BLK
				1	3512635S	HOUSING	02	POLYESTER COMPUND BLK
35126383	FEMALE CONNECTOR ASM	02	A	4	3512426S	CPA	02	POLYESTER COMPUND RED
				3	3512151S	SEAL	01	ELAS VMQ HI TEAR LIQUID GRA
				2	3512643S	TPA	01	POLYESTER COMPUND GRA
				1	3512635S	HOUSING	02	POLYESTER COMPUND BLK

SYMBOL DEFINITION		
A DIMENSION WITHOUT AN INSPECTION REPORT SYMBOL DOES NOT REQUIRE INSPECTION. IT MAY BE CONTROLLED ON THE INDIVIDUAL COMPONENT DRAWING.	TOTAL NO OF INSPECTIONS REQUIRED	25
	LAST NO. USED	25

MISSING SYMBOLS
NO MISSING SYMBOL NUMBER

DWG STATUS					ZONE	REVISION HISTORY	AUTH	DR	APVD	APVD
DATE	STD	REL	AUT	CHG						
10OC17	R	01	-	-		RLEASED CUSTOMER DRAWING	437600	JYC	HZ	WDZ
13APIB	R	02	-	-		DIM #25 WAS 26.2	439358	JYC	HZ	WDZ
16DE19	R	02	AA	-		ADD ASM PART 3542501I	442724	JYC	HZ	SBH

DRAWING NUMBER						
35126452						
SIZE	SCALE	FORMAT NO	SHEET NO	SHEET NO	REV	N/A
A1x3	5:1	2 OF 2	1 OF 1	R	02	AA

⚠ LINE DRAWN THROUGH A PART NUMBER INDICATES THAT PHYSICAL PARTS ARE NOT AVAILABLE FOR ORDERING.
PART NUMBERS THAT DO NOT HAVE A LINE PRESENT INDICATE THAT PHYSICAL PARTS ARE AVAILABLE FOR ORDERING.
CONTACT APTIV SALES TO ASSURE AVAILABILITY OF PARTS.

DWG TYPE	PART DRAWING	
STYLE		
VOLUME (CM³)		SYSTEM SIZE D

UNLESS OTHERWISE SPECIFIED

THIS DOCUMENT IS IN ACCORDANCE WITH ASME Y14.5M-1994 UNLESS OTHERWISE SPECIFIED. ALL DIMENSIONS AND TOLERANCES INCLUDE COATING. SEPARATE PLATING OF FEATURES MAY BE GRIDS SEPARATELY REGARDLESS OF DATUM REFERENCES.

ALL DIMENSIONS ARE IN MILLIMETERS

⟨20⟩ PROCESS SENSITIVE DIMENSION
DIMENSIONS ENCLOSED IN A 3 SIDED RECTANGLE REFERENCE DIMENSIONS AND NO TOLERANCE UNLESS ARE STANDARDS.

DIMENSIONAL RANGE (MM)									
FROM	0.5	6	30	120	315	1000	2000	4000	8000
TO	6	30	120	315	1000	2000	4000	8000	16000
TOLERANCE (UNLESS OTHERWISE SPECIFIED)									
±0.1	±0.2	±0.3	±0.4	±0.5	±0.7	±1.0	±1.5	±2.0	±3.0
ANGULAR TOLERANCE ±1°									

FIRST ANGLE PROJECTION

DO NOT SCALE USE MATH DATA

NX

DR	JIAYUN.CHEN	10OC17
APVD1	KEVIN.ZHOU	10OC17
APVD2	DONG.ZHANG	10OC17
APVD3		
APVD4		
APVD5		
SUBSTANCES OF CONCERN AND RECYCLED CONTENT PER APTIV CEMPOSS		
MATERIAL	SEE CHART	
DRAWING NAME	TAXI CONN CTS	

•APTIV•
CONNECTION SYSTEMS
Anting, China
COPYRIGHT 2017 APTIV. ALL RIGHTS RESERVED.
THIS DRAWING IS THE PROPERTY OF APTIV AND CONTAINS APTIV CONFIDENTIAL INFORMATION. THE RECEIPT OR POSSESSION OF THIS DRAWING OR ITS RELATED DATA WITH DATA, OR THE UTILIZATION OF THIS DOCUMENT OR ITS RELATED DATA WITH DATA, IS NOT TO BE COMMUNICATED OR ANY CONTENTS TO CHANNEL WITHOUT EXPRESS AUTHORIZATION, IS PROHIBITED.

DRAWING NUMBER						
35126452						
SIZE	SCALE	FORMAT NO	SHEET NO	SHEET NO	REV	N/A
A1x3	5:1	1 OF 2	1 OF 1	R	02	AA

3215ep25

Model: 35126452_CUS72_S01.CEMP
Sheet: 2 of 2
Date: 27-Feb-20
Time: 11:29:01