| DWG STATUS | | | | | ZONE | REVISION HISTORY | AUTH | DR | APVD 1 | APVD 2 |
|---|---|---|---|---|---|---|---|---|---|---|
| DATE | STG | REV | N/P | CHG | | | | | | |
| 04JA22 | R | 01 | | | | INITIAL RELEASE | | P.BAL | J.LAL | J.MOI |

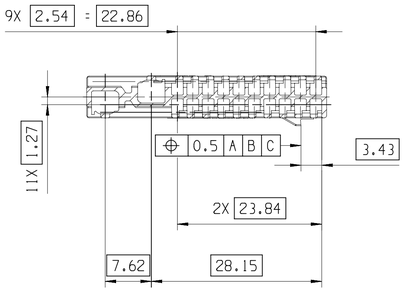


SECTION A-A

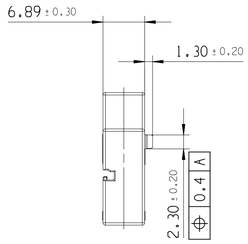


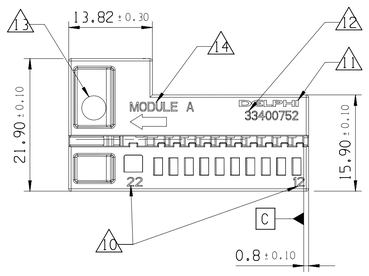


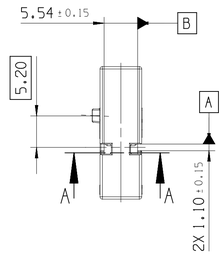


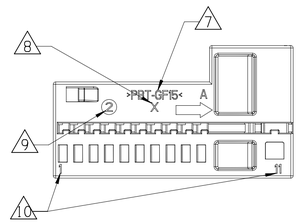


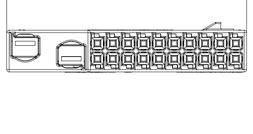


| NOTE | SPECIFICATIONS |
|---|---|
| 1 | MALE CONNECTOR ACCORDING TO APTIV SPECIFICATION: CAQE TBD |
| 2 | MALE CONNECTOR ACCORDING TO:<br>-TEMPERATURE CLASS T2<br>-ENGINE VIBRATOR CLASS V1<br>-SEALING CLASS E0 |
| 3 | USER'S MANUAL: PU164 |
| 4 | DELIVERY CONNECTOR WEIGHT : 3.3g |
| 5 | NO WAFER HINGE OR WAFER HINGE BROKEN ALLOWED |
| 6 | VISUAL DEFECTS ON NO FUNCTIONNAL AREAS ALLOWED |
| 7 | MATERIAL CODE |
| 8 | MOLD CAVITY NUMBER |
| 9 | PART REVISION NUMBER |
| 10 | WAY NUMBERS |
| 11 | SUPPLIER LOGO |
| 12 | PART NUMBER |
| 13 | DATE CLOCK |
| 14 | MODULE NAME AND ASSEMBLY DIRECTION |

| ASSOCIATED PARTS (FOR INFORMATION) | | | |
|---|---|---|---|
| DESCRIPTION | APTIV P/N | WIRE SECTION | DIAMETER OF WIRE SIZE |
| 56 WAYS OVIP FEMALE CONNECTOR CODING 1 BLACK | 33400754 | - | - |
| 56 WAYS OVIP FEMALE CONNECTOR CODING 2 BROWN | 33400755 | - | - |
| 56 WAYS OVIP FEMALE CONNECTOR NEUTRAL CODING PURPLE | 33400756 | - | - |
| TIN PLATED 2.80X0.63 FEMALE TERMINAL | - | 2.50mm² | 3mm |
| TIN PLATED 0.63X0.63 FEMALE TERMINAL | - | 0.75mm² | 1.90mm |

A LINE DRAWN THROUGH A PART NUMBER INDICATES THAT PHYSICAL PARTS ARE NOT AVAILABLE FOR ORDERING.

PART NUMBERS THAT DO NOT HAVE A LINE PRESENT INDICATE THAT PHYSICAL PARTS ARE AVAILABLE FOR ORDERING.

CONTACT APTIV SALES TO ASSURE AVAILABILITY OF PARTS.

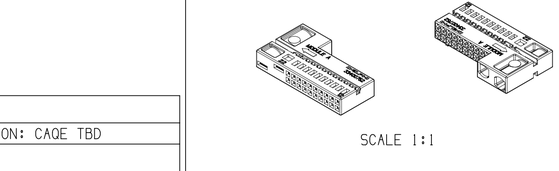

SCALE 1:1

DWG TYP
PART DRAWING

WEIGHT (GR): SEE NOTE
VOLUME (CM³): ---
ROUTING
DISTR CODE: D

UNLESS OTHERWISE SPECIFIED

GENERAL TOLERANCES ACCORDING TO:

SEE CHART

GD&T ACCORDING TO:

ISO 1101

REFERENCE

FIRST ANGLE PROJECTION

DO NOT SCALE

USE MATH DATA

CAD NX

R 0.1 MAX
R 0.2 MAX
SHARP CORNER TOLERANCE

| | DIMENSIONAL RANGE (MM) | | | | | | | | | CHART E1 |
|---|---|---|---|---|---|---|---|---|---|---|
| DIM TO CHECK | FROM TO | > 0 20 | > 20 30 | > 30 70 | > 70 100 | > 100 150 | > 150 200 | > 200 250 | > 250 300 | > 300 400 |
| ( ) DIM FOR HELP | TOLERANCE UNLESS OTHERWISE SPECIFIED | | | | | | | | | |
| THEORETIC DIM | | ±0.15 | ±0.2 | ±0.3 | ±0.4 | ±0.5 | ±0.6 | ±0.8 | ±1 | ±1.2 |
| | ANGULAR TOLERANCE ±2° | | | | | | | | | |

# •APTIV•

CONNECTION SYSTEMS
Chennai, India

COPYRIGHT 2022 APTIV. ALL RIGHTS RESERVED.

THIS DRAWING IS THE PROPERTY OF APTIV AND CONTAINS APTIV CONFIDENTIAL INFORMATION. THE REPRODUCTION, DISTRIBUTION AND UTILIZATION OF THIS DOCUMENT OR ITS RELATED CAD MATH DATA, AS WELL AS COMMUNICATION OF ANY CONTENT TO OTHERS, WITHOUT EXPRESS AUTHORIZATION, IS PROHIBITED.

| | | DATE |
|---|---|---|
| DR | P.BALAJI | 04JA22 |
| APVD1 | J.LALU | 04JA22 |
| APVD2 | MOINEAU JOHANN | 04JA22 |
| APVD3 | | |
| APVD4 | | |
| APVD5 | | |

SUBSTANCES OF CONCERN AND RECYCLED CONTENT PER APTIV 10949001

MATERIAL
SEE TABLE

DRAWING NAME
MODULE A 22 WAYS

DRAWING NUMBER
33400752

| SIZE | SCALE | FRAME NO | SHEET NO | STG | REV | N/P |
|---|---|---|---|---|---|---|
| A1 | 2:1 | 1 OF 1 | 1 OF 1 | R | 01 | |

User: KZ501M
Model: KZ501M_CU502-SO1/01 Date: 14-Feb-22 Time: 08:21:35
KZ501M_02142022_03:48_101pass.cub