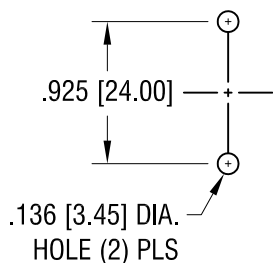
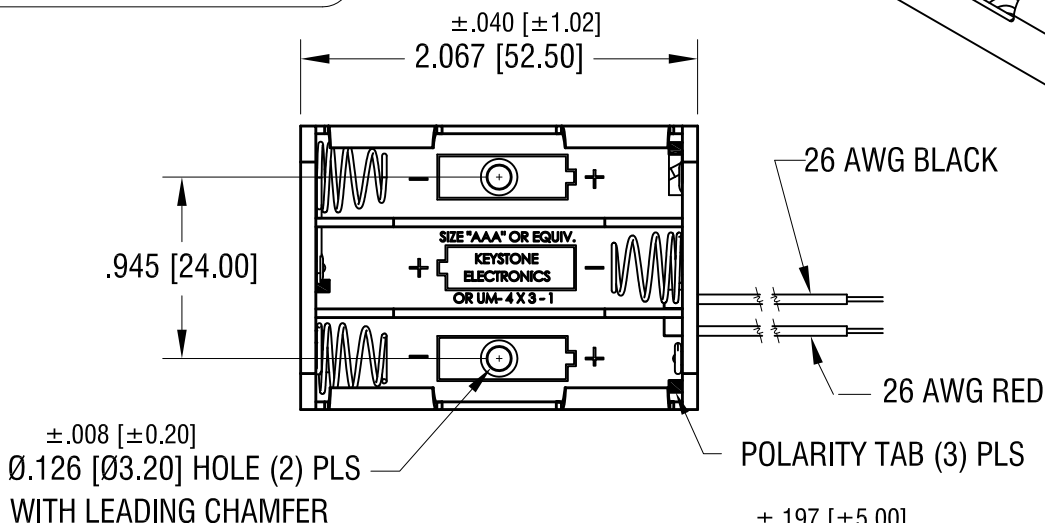
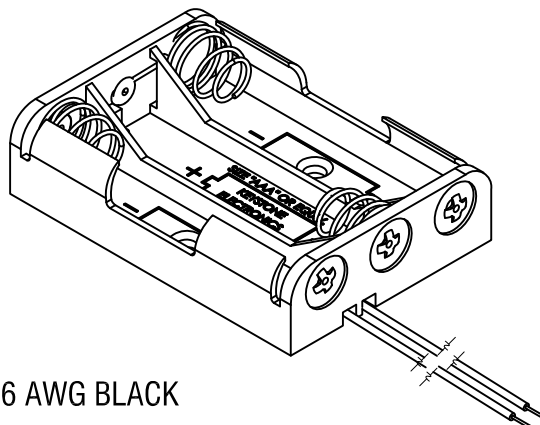


# MOUNTING DETAIL

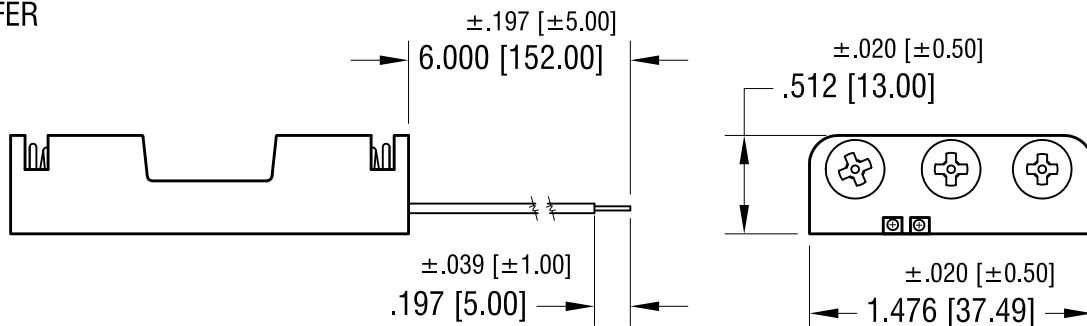


THIS DOCUMENT IS THE PROPERTY OF  
KEYSTONE ELECTRONICS CORP. AND  
SHALL NOT BE REPRODUCED, DISTRIBUTED  
OR USED AS A BASIS FOR MANUFACTURE  
WITHOUT PRIOR WRITTEN PERMISSION  
FROM KEYSTONE ELECTRONICS CORP.

# ACTUAL SIZE



±.008 [±0.20]  
Ø.126 [Ø3.20] HOLE (2) PLS  
WITH LEADING CHAMFER



## NOTE:

1. HOLDER: MAT'L: POLYPROPYLENE
2. SPRING: MAT'L: MUSIC WIRE, .024 [0.60] DIA.  
FINISH- NICKEL PLATE
3. #26 AWG WIRE, STRIPPED & PRETINNEDED ENDS  
UL/CSA 1007

4.14.25	NO CHANGES TO PART.	F	<b>KEYSTONE ELECTRONICS CORP.</b> www.keyelco.com • NEW HYDE PARK NY 11040 • Tel (516)328-7500			
12.16.21	CHANGE AS PER ECN 21-185	E	PART NAME			
6.12.09	CHANGE AS PER ECN 09-068	D	PC BATTERY HOLDER (3) 'AAA'			
9.13.08	CHANGE AS PER ECN 08-153	C	MATERIAL			
12.17.07	CHANGE AS PER ECN 07-088	B	AS NOTED			
11.15.99	CHANGE AS PER ECN 99-088	A	FINISH		DRN BY	DATE
			AS NOTED		BOONE	6.09.99
					APP'D	SCALE
					RH	1X
			TOLERANCES	INCH [MM]	CODE	DWG NO.
			DECIMAL	±.010 [±0.25]	C	2480
			ANGULAR	± 1°		
			UNLESS OTHERWISE SPECIFIED			
DATE	DESCRIPTION	REV.				